

10035202-001LF - SAS : 29  
 Position Right Angle Tailgate  
 Surface Mount Receptacle



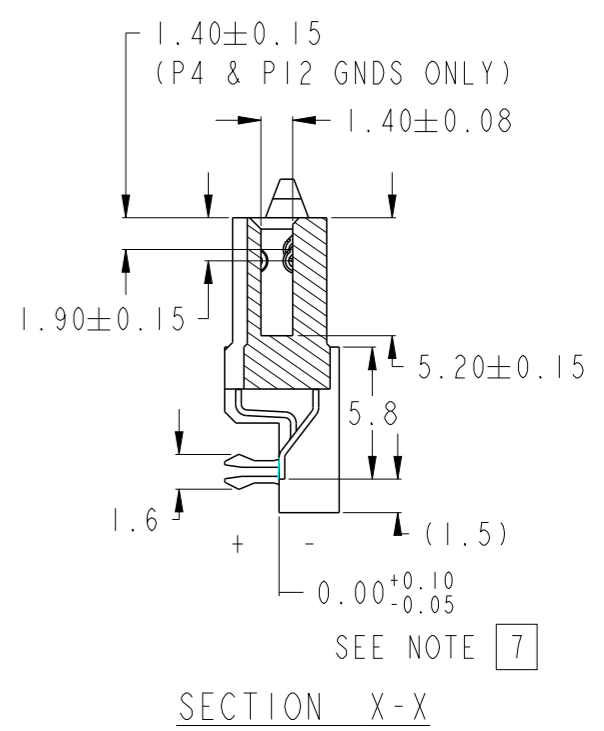
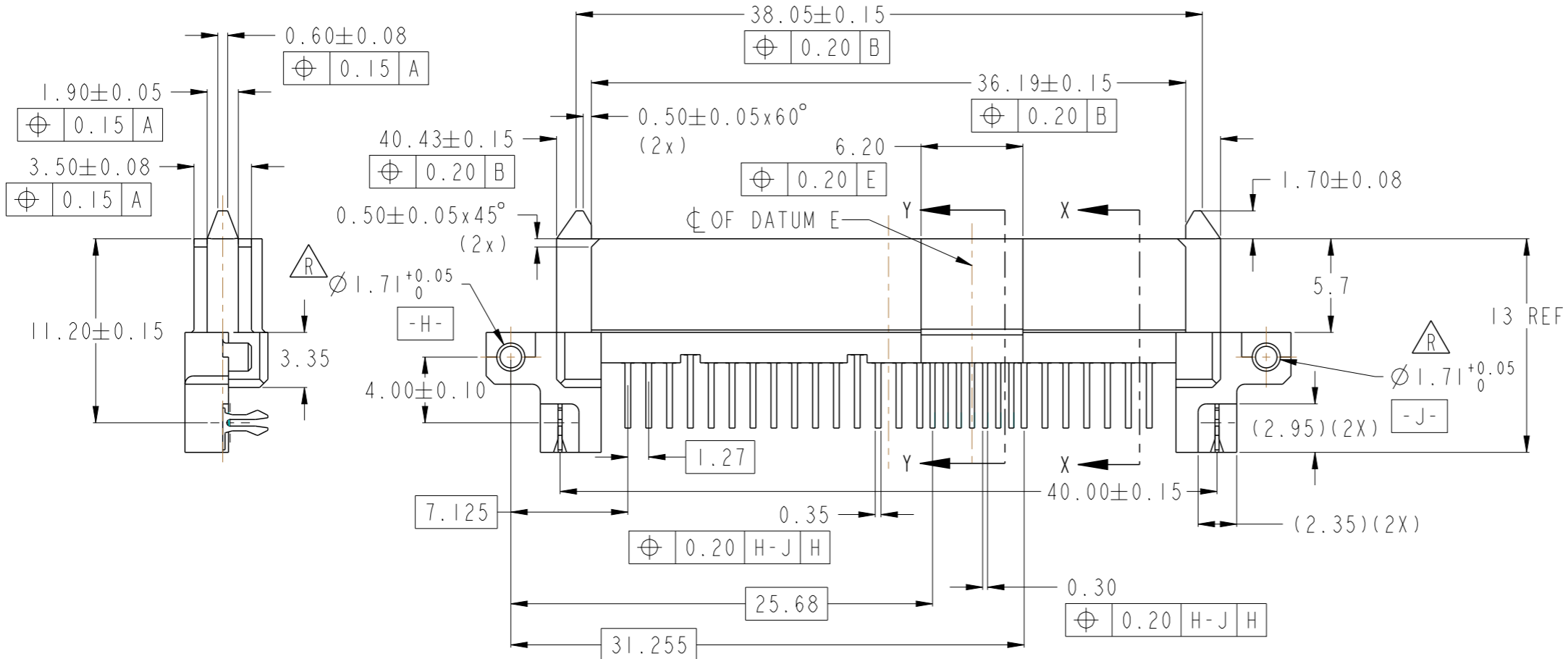
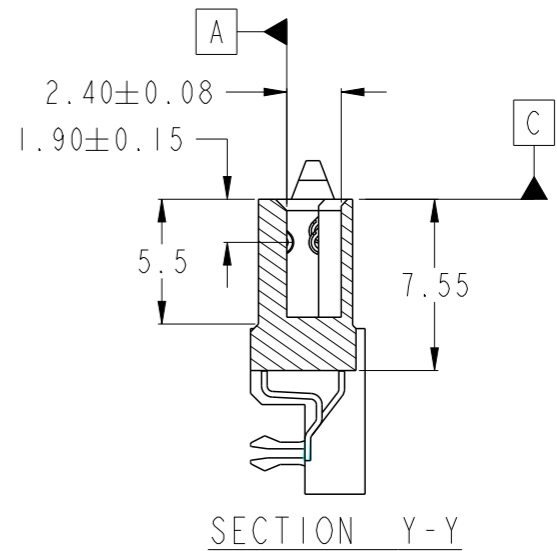
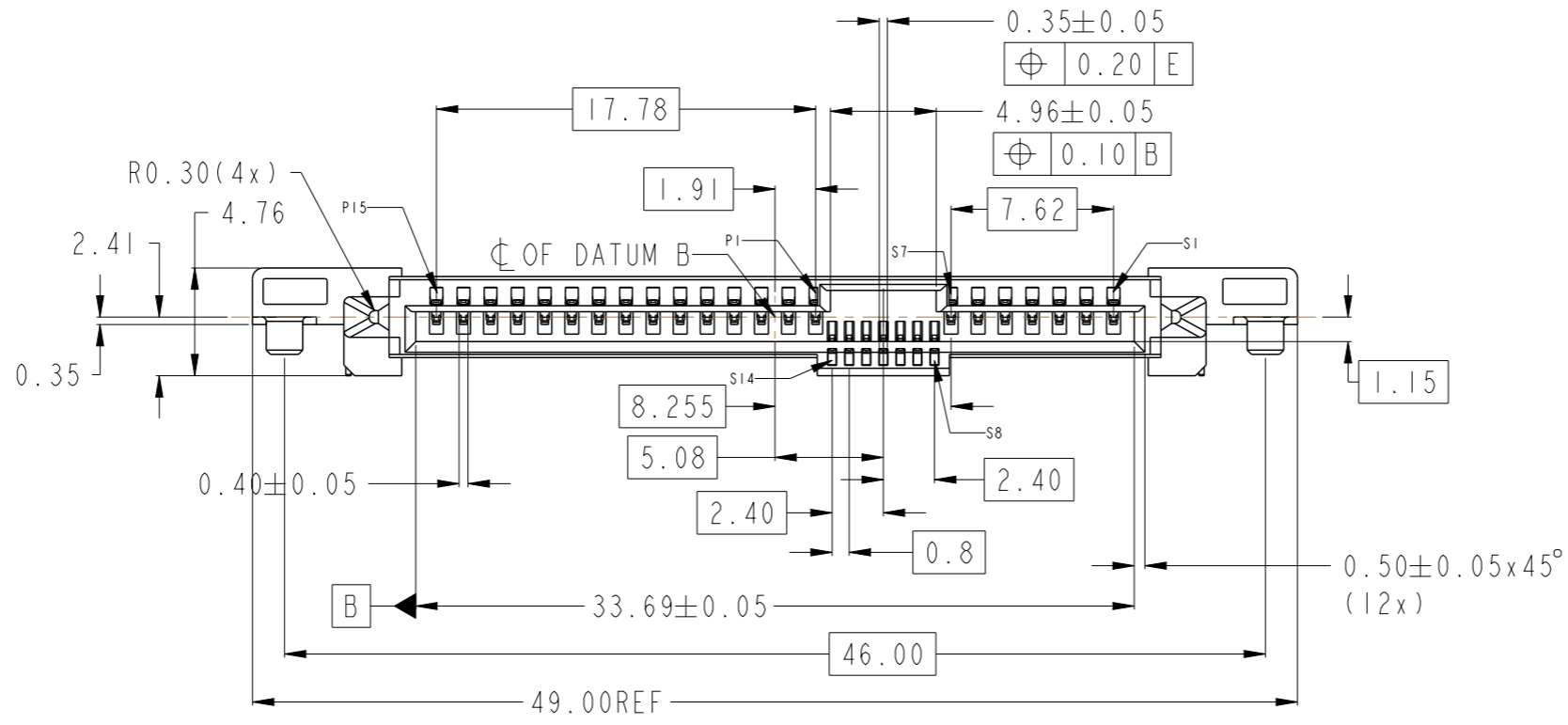
[www.fci.com](http://www.fci.com)



## Specifications

General	
Number of contacts	29
Orientation	Right Angle
Retention Feature	Fork Lock/Harpoon
Electrical	
Current rating	1.5A at 30°C
Resistance (Contact)	15 M-ohms max.
Resistance (Insulation)	1000 M-ohms min.
Voltage rating	500V AC
Mechanical	
Durability (Mating cycles)	500 Mating Cycles
Mounting	
Termination	Surface Mount
Physical	
Color (Housing)	Black
Material (Contact)	Copper Alloy
Material (Housing)	Thermoplastic (UL 94 V-O)
Plating (Contact)	30u" Gold
Temperature (Operating - range)	260°C max. for 10 Seconds
Approvals / Certifications	
Approvals / Certifications	UL and CSA Pending
Other Features	
Packaging (Type)	Tray
Type	Receptacle

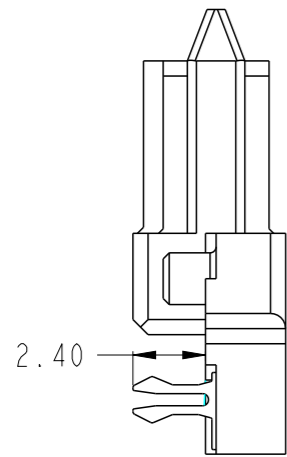
PRODUCT NO.  
SEE TABLE



Copyright FCI.

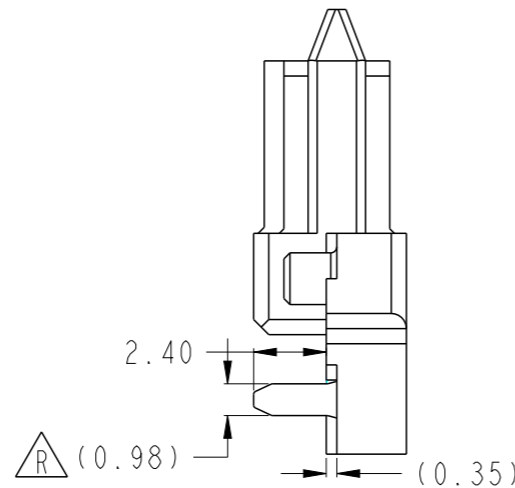
spec ref	dr	wcadmin	2006/03/09	projection	MM	size	A3	scale	1:1
tolerance std	eng	Louis Ng	2011/01/10			ecn no	ELX-S-002004-1		
ASME Y14.5	chr	-	rel level			Released			
surface	appr	-	-	product family	SAS RECEPTACLE		dwg no	10035202	rev
linear	0.X	±0.2		R/A SMT ASSY		Product - Customer Drw		sheet 1 of 4	
0.XX	±0.2	cat. no.		PDS: Rev :R		STATUS:Released		Printed: Feb 07, 2011	
0.XXX	±								
angular	A	±°							

PRODUCT NO.	PIN S1-S7 & P1-P15	PIN S8-S14	HOLD DOWN	PICK-UP TAPE	PACKAGING
10035202-001LF	YES	YES	METAL CLIP	NO	TRAY
10035202-001TRLF				NO	TAPE & REEL
10035202-002LF	YES	YES	BLADE	NO	TRAY
10035202-002TRLF				NO	TAPE & REEL
10035202-002C-TRLF				YES	TAPE & REEL
10035202-011LF	YES	NO	METAL CLIP	NO	TRAY



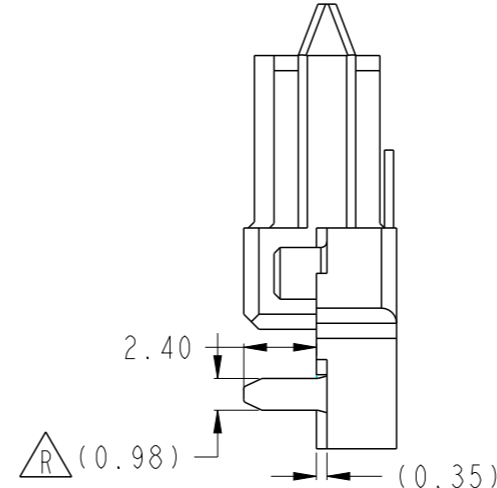
SCALE 4:1

FOR 10035202-001LF/-001TRLF, -011LF



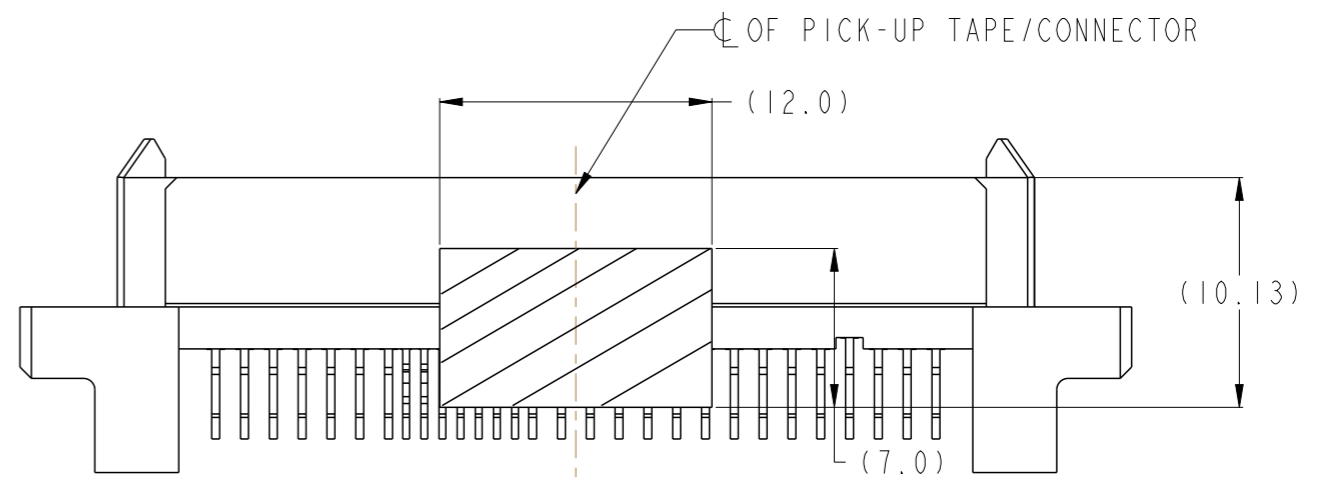
SCALE 4:1

FOR 10035202-002LF/-002TRLF



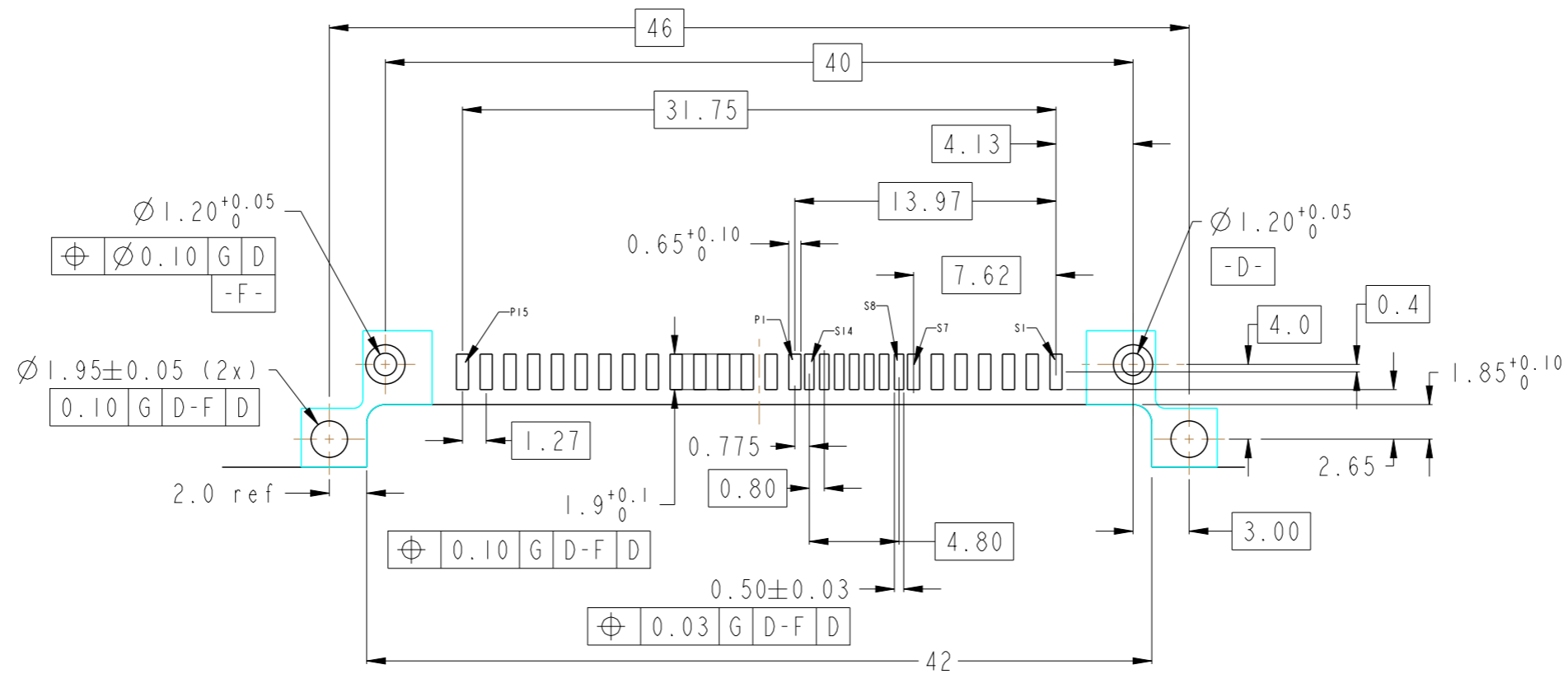
SCALE 4:1

FOR 10035202-002C-TRLF



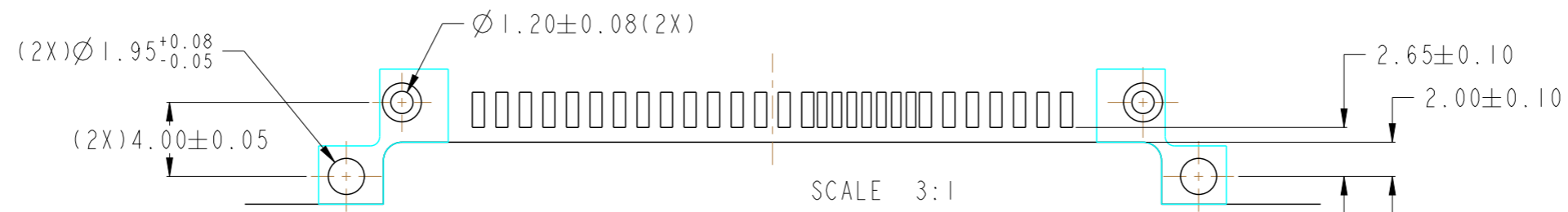
SCALE 3:1

spec ref	dr	wcadmin	2006/03/09	projection	MM	size	A3	scale	1:1
tolerance std	eng	Louis Ng	2011/01/10			ecn no	ELX-S-002004-1	rel level	Released
ASME Y14.5	chr	-	-						
surface	linear	0.X	±0.2		SAS RECEPTACLE	dwg no	10035202	rev	R
		0.XX	±0.2						
		0.XXX	±						
angular	A	±°	±°	www.fci.com	cat. no.	Product - Customer Drw	sheet 2 of 4		



**RECOMMENDED PCB LAYOUT**

RECOMMENDED PCB THICKNESS: 1.6mm  
TOLERANCE UNLESS OTHERWISE: ±0.1



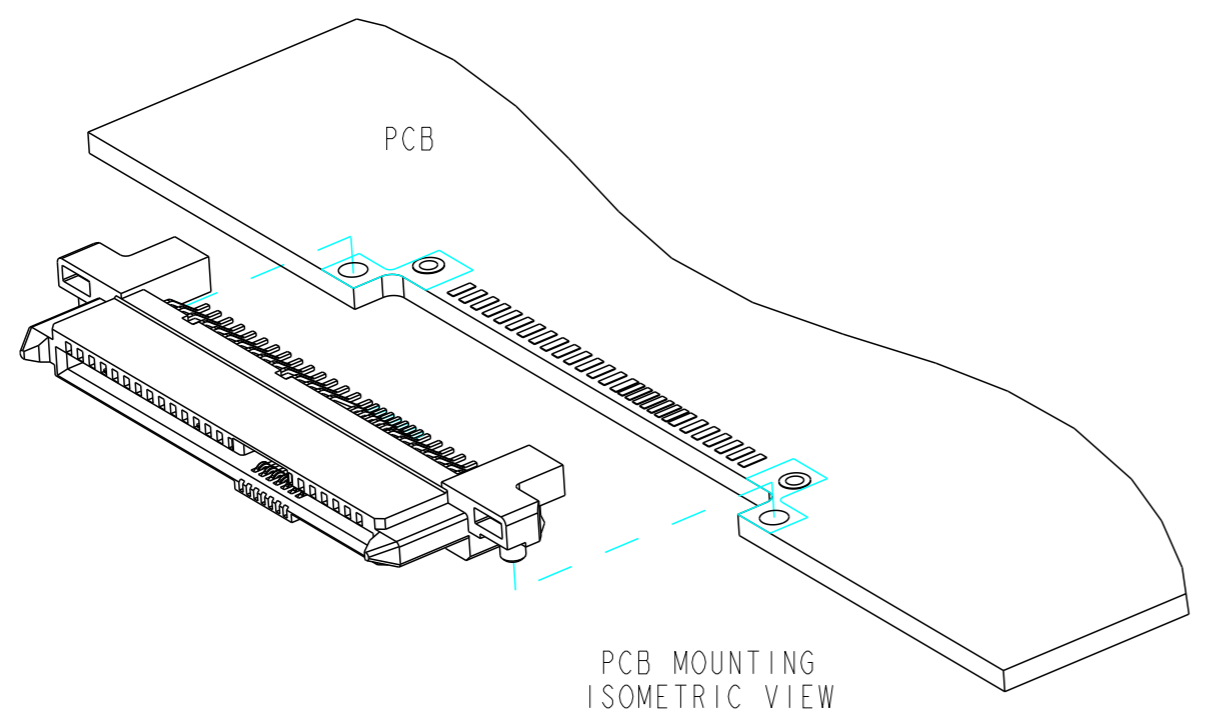
**ALTERNATIVE PCB LAYOUT  
(FOR -002LF/TRLF, 002C-TRLF)**

REFER TO RECOMMENDED PCB LAYOUT  
FOR UNSPECIFIED DIMENSIONS

spec ref	dr	wcadmin	2006/03/09	projection	MM	size	A3	scale	1:1
tolerance std	eng	Louis Ng	2011/01/10			ecn no	ELX-S-002004-1		
ASME Y14.5	chr	-	-				rel level	Released	
surface ✓	linear	0.X	±0.2		SAS RECEPTACLE R/A SMT ASSY	dwg no	10035202		rev
		0.XX	±0.2						R
		0.XXX	±						
angular	A	±°	www.fci.com	cat. no.	Product - Customer Drw	sheet 3 of 4			

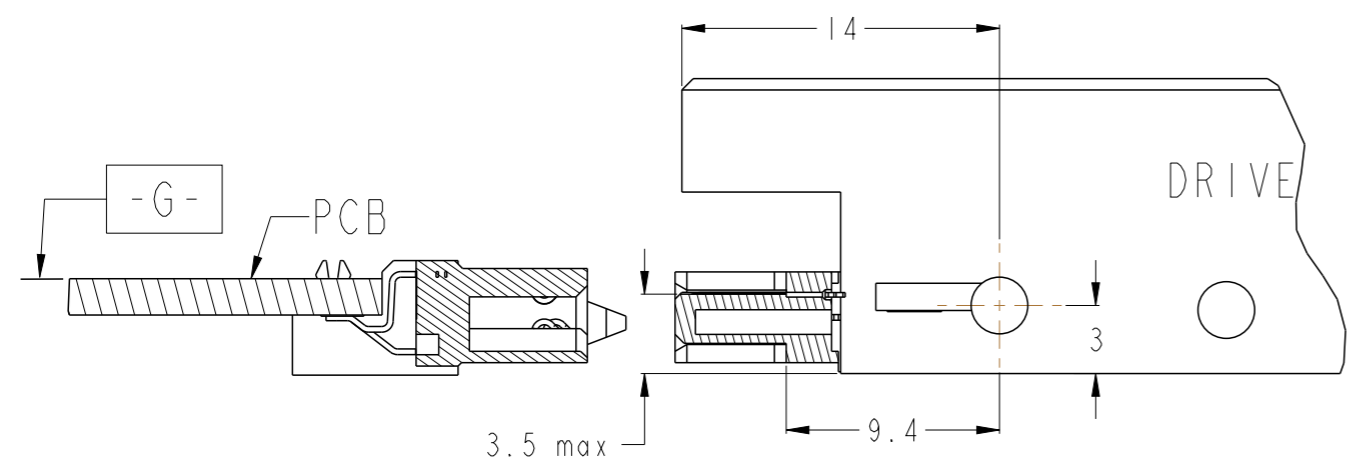


Copyright FCI.



NOTES:-

1. MATERIAL:
  - 1) HOUSING: HIGH TEMP. THERMOPLASTIC, UL 94V-0  
COLOR: BLACK.
  - 2) TERMINAL: COPPER ALLOY.
  - 3) HOLD DOWN: COPPER ALLOY.
2. FINISH:
  - 1) TERMINAL: 30u" PLATING (CONTACT POINT) OVER 50u" MIN NICKEL.
  - 2) SOLDER TAIL: 100u" MIN TIN OVER 50u" MIN NICKEL.
  - 3) HOLD DOWN: 100u" MIN OVER 50u" MIN NICKEL.
3. THE STD. PACK IS IN TRAY.
4. THE HOUSING WILL WITHSTAND EXPOSURE TO 260°C PEAK TEMPERATURE FOR 10 SECONDS IN A CONVECTION, INFRA-RED OR VAPOR PHASE REFLOW OVEN.
5. THIS PRODUCT MEETS EUROPEAN UNION DIRECTIVES AND OTHER COUNTRY REGULATIONS AS DESCRIBE IN GS-22-008.
6. PART NUMBERS ENDING IN "LF" MEANT FOR NOTE 5 LEAD FREE IDENTIFICATION. P/N XXXXXXXX-XXXLF IS EQUIVALENT TO PREVIOUS P/N XXXXXXXX-XXX.
- 7 ALL SOLDER TAIL MUST BE WITHIN 0.12MM, MAX COPLANARITY.
- 8 THIS IS VACUUM NOZZLE PICK-UP AREA.
9. A  $\triangle$  SYMBOL BE NEXT TO ANY DIMENSION, VIEW, OR NOTE WHICH HAS BEEN MODIFIED WITH THE CURRENT DRAWING REVISION.



SAS Connector mounting view

spec ref	dr	wcadmin	2006/03/09	projection	MM	size	A3	scale	1:1
tolerance std	eng	Louis Ng	2011/01/10			ecn no	ELX-S-002004-1	rel level	Released
ASME Y14.5	chr	-	-						
surface	linear	0.X	±0.2		SAS RECEPTACLE	dwg no	10035202	rev	R
		0.XX	±0.2						
		0.XXX	±						
angular	A	±°	www.fci.com	cat. no.	Product - Customer Drw	sheet 4 of 4			

Copyright FCI.