DRAWING FOR REFERENCE: This is subject to change without notice
05/31/2013

HRS DRAWING FOR REFERENCE

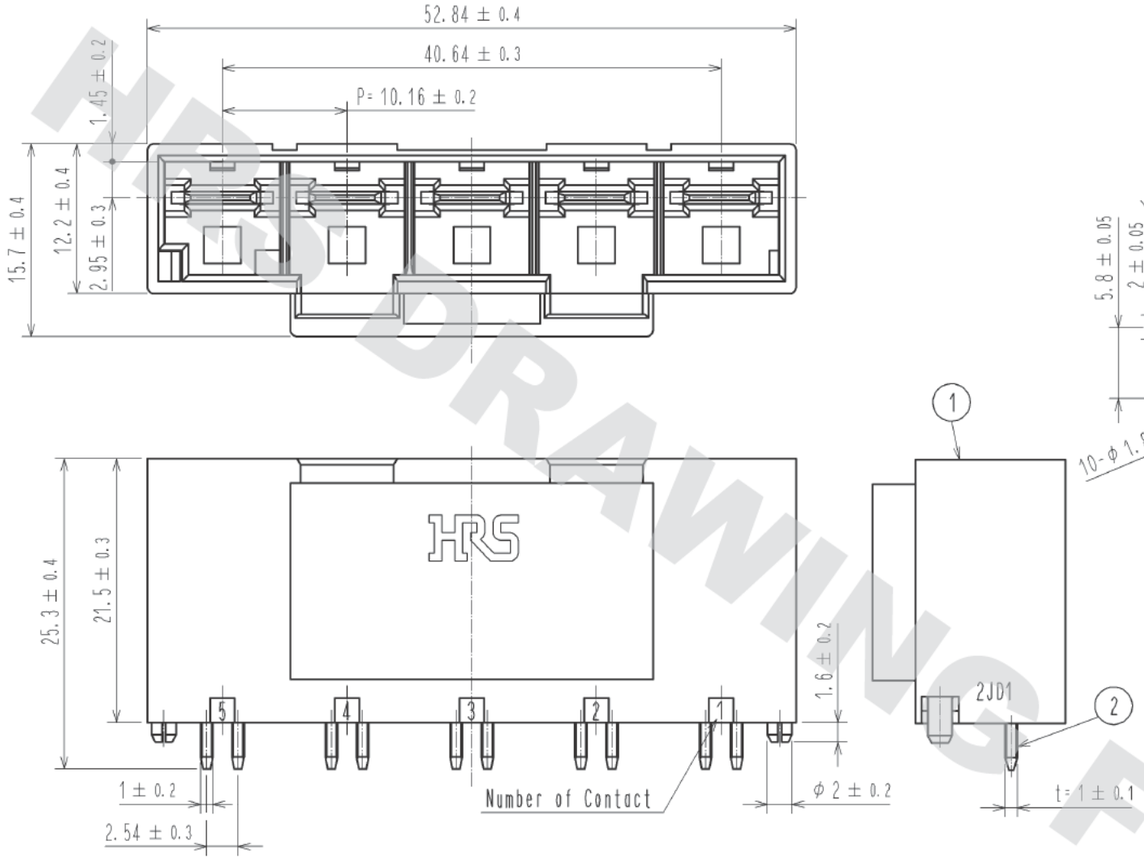

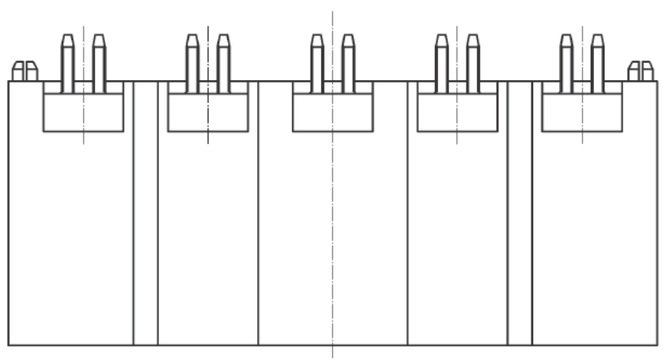

Recommended PCB Layout
(Board thickness:t=1.6±0.1mm)

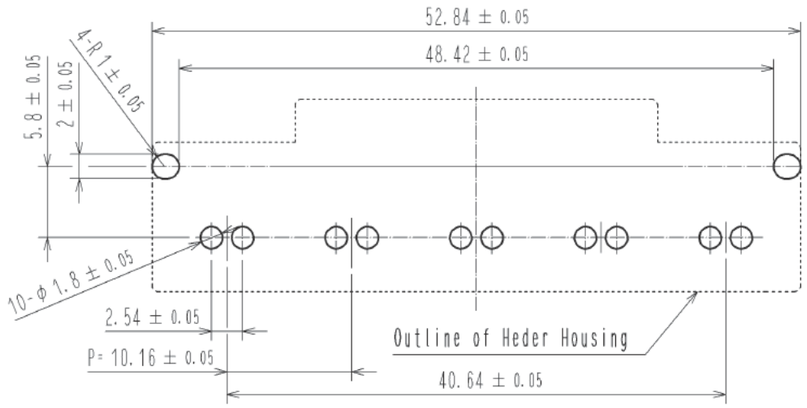

Application Diagram

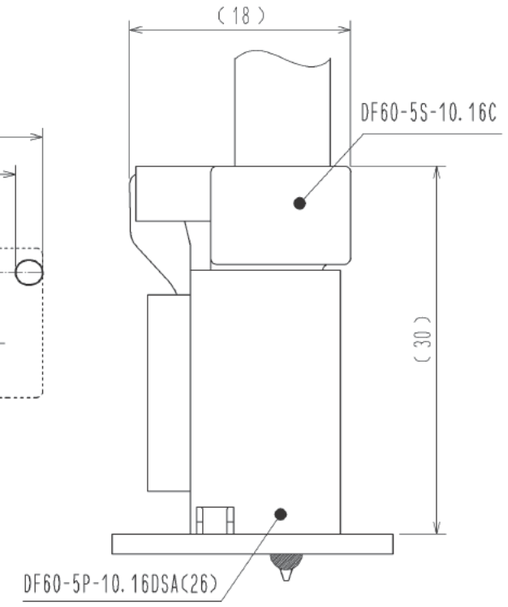

Packing Diagram (FREE)

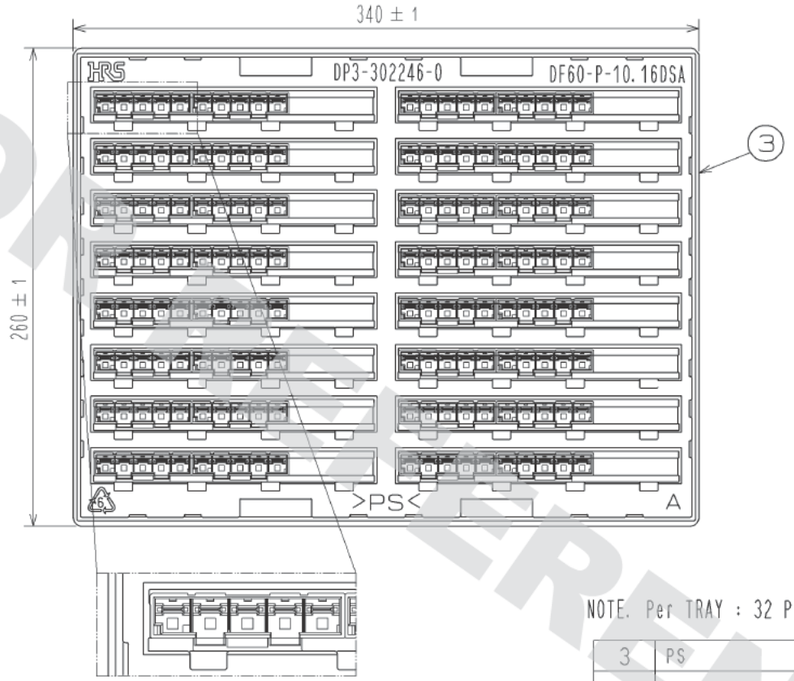

NOTE. Per TRAY : 32 Pieces

NO.	MATERIAL	FINISH . REMARKS
1	PBT	Black, UL94-V0
2	Brass	Contact Area : Au Plating 0.2μm min LEAD Area : Tin Plating 1μm min Under Plating : Ni Plating 1μm min
3	PS	Clear

UNITS	SCALE	COUNT	DESCRIPTION OF REVISIONS	DESIGNED	CHECKED	DATE
mm	2 : 1					

HIROSE ELECTRIC CO., LTD.

APPROVED	: KI. AKIYAMA	12.12.26	DRAWING NO.	EDC3-338976-01
CHECED	: OM. MIYAMOTO	12.12.26	PART NO.	DF60-5P-10.16DSA(26)
DESIGNED	: SZ. ONO	12.12.26	CODE NO.	CL680-3007-3-26
DRAWN	: SZ. ONO	12.12.26		1/1