


Test disconnect terminal block - UTME 4 - 3047452

Please be informed that the data shown in this PDF Document is generated from our Online Catalog. Please find the complete data in the user's documentation. Our General Terms of Use for Downloads are valid (<http://download.phoenixcontact.com>)




Test disconnect terminal block, Connection method: Screw connection, Cross section: 0.14 mm² - 6 mm², AWG: 26 - 10, Width: 6.2 mm, Color: gray, Mounting type: NS 35/7,5, NS 35/15

Why buy this product

- Compact design



Key commercial data

Packing unit	50 pc
GTIN	 4 046356 511384
Weight per Piece (excluding packing)	15.29 g
Custom tariff number	85369010
Country of origin	Poland

Technical data

General

Number of levels	1
Number of connections	2
Color	gray
Insulating material	PA
Inflammability class according to UL 94	V0
Maximum load current	28 A
Rated surge voltage	6 kV
Surge voltage category	III
Insulating material group	I
Connection in acc. with standard	IEC 60947-7-1
Nominal current I _N	28 A
Nominal voltage U _N	500 V
Open side panel	ja
Shock protection test specification	DIN EN 50274 (VDE 0660-514):2002-11

Test disconnect terminal block - UTME 4 - 3047452

Technical data

General

Back of the hand protection	guaranteed
Finger protection	guaranteed
Surge voltage test setpoint	7.3 kV
Result of surge voltage test	Test passed
Power frequency withstand voltage setpoint	1.89 kV
Result of power-frequency withstand voltage test	Test passed
Checking the mechanical stability of terminal points (5 x conductor connection)	Test passed
Bending test rotation speed	10 rpm
Bending test turns	135
Bending test conductor cross section/weight	0.14 mm ² / 0.2 kg
	4 mm ² / 0.9 kg
	6 mm ² / 1.4 kg
Result of bending test	Test passed
Conductor cross section tensile test	0.14 mm ²
Tractive force setpoint	10 N
Conductor cross section tensile test	4 mm ²
Tractive force setpoint	60 N
Conductor cross section tensile test	6 mm ²
Tractive force setpoint	80 N
Tensile test result	Test passed
Tight fit on carrier	NS 35
Setpoint	1 N
Result of tight fit test	Test passed
Result of voltage drop test	Test passed
Temperature-rise test	Test passed
Conductor cross section short circuit testing	4 mm ²
Short-time current	0.5 kA
Conductor cross section short circuit testing	4 mm ²
Short-time current	0.15 kA
Conductor cross section short circuit testing	4 mm ²
Short-time current	1.25 kA
Short circuit stability result	Test passed
Ageing test for screwless modular terminal block temperature cycles	192
Result of aging test	Test passed
Proof of thermal characteristics (needle flame) effective duration	30 s
Result of thermal test	Test passed
Test specification, oscillation, broadband noise	DIN EN 50155 (VDE 0115-200):2008-03
Test spectrum	Service life test category 1, class B, body mounted
Test frequency	f ₁ = 5 Hz to f ₂ = 150 Hz
ASD level	0.02 g ² /Hz

Test disconnect terminal block - UTME 4 - 3047452

Technical data

General

Acceleration	0.8 g
Test duration per axis	5 h
Test directions	X-, Y- and Z-axis
Oscillation, broadband noise test result	Test passed
Test specification, shock test	DIN EN 50155 (VDE 0115-200):2008-03
Shock form	Half-sine
Acceleration	5 g
Shock duration	30 ms
Number of shocks per direction	3
Test directions	X-, Y- and Z-axis (pos. and neg.)
Shock test result	Test passed
Temperature index, insulating material (DIN EN 60216-1 (VDE 0304-21))	130 °C

Dimensions

Width	6.2 mm
Length	66 mm
Height NS 35/7,5	49.5 mm
Height NS 35/15	57 mm

Connection data

Connection in acc. with standard	IEC 60947-7-1
Connection method	Screw connection
Conductor cross section solid min.	0.14 mm ²
Conductor cross section solid max.	6 mm ²
Conductor cross section AWG/kcmil min.	26
Conductor cross section AWG/kcmil max.	10
Conductor cross section stranded min.	0.14 mm ²
Conductor cross section stranded max.	6 mm ²
Min. AWG conductor cross section, stranded	26
Max. AWG conductor cross section, stranded	10
Conductor cross section stranded, with ferrule without plastic sleeve min.	0.14 mm ²
Conductor cross section stranded, with ferrule without plastic sleeve max.	4 mm ²
Conductor cross section stranded, with ferrule with plastic sleeve min.	0.14 mm ²
Conductor cross section stranded, with ferrule with plastic sleeve max.	4 mm ²
2 conductors with same cross section, solid min.	0.14 mm ²
2 conductors with same cross section, solid max.	1.5 mm ²
2 conductors with same cross section, stranded min.	0.14 mm ²
2 conductors with same cross section, stranded max.	1.5 mm ²
2 conductors with same cross section, stranded, TWIN ferrules with plastic sleeve, min.	0.5 mm ²

Test disconnect terminal block - UTME 4 - 3047452

Technical data

Connection data

2 conductors with same cross section, stranded, TWIN ferrules with plastic sleeve, max.	2.5 mm ²
2 conductors with same cross section, stranded, ferrules without plastic sleeve, min.	0.14 mm ²
2 conductors with same cross section, stranded, ferrules without plastic sleeve, max.	1.5 mm ²
Stripping length	9 mm
Internal cylindrical gage	A4
Screw thread	M3
Tightening torque, min	0.6 Nm
Tightening torque max	0.8 Nm

Classifications

eCl@ss

eCl@ss 4.0	27141126
eCl@ss 4.1	27141126
eCl@ss 5.0	27141126
eCl@ss 5.1	27141126
eCl@ss 6.0	27141126
eCl@ss 7.0	27141126
eCl@ss 8.0	27141126

ETIM

ETIM 2.0	EC000902
ETIM 3.0	EC000902
ETIM 4.0	EC000902
ETIM 5.0	EC000902

UNSPSC

UNSPSC 6.01	30211811
UNSPSC 7.0901	39121410
UNSPSC 11	39121410
UNSPSC 12.01	39121410
UNSPSC 13.2	39121410

Approvals

Approvals

Approvals

UL Recognized / cUL Recognized / CSA / cULus Recognized


Test disconnect terminal block - UTME 4 - 3047452

Approvals


Ex Approvals

Approvals submitted


Approval details

UL Recognized 


	B	C	D
mm ² /AWG/kcmil	26-10	26-10	26-10
Nominal current I _N	25 A	25 A	5 A
Nominal voltage U _N	300 V	300 V	600 V

cUL Recognized 

	B	C	D
mm ² /AWG/kcmil	26-10	26-10	26-10
Nominal current I _N	25 A	25 A	5 A
Nominal voltage U _N	300 V	300 V	600 V

CSA 

		B	C	D
mm ² /AWG/kcmil	26-10	26-10	26-10	
Nominal current I _N	25 A	25 A	5 A	
Nominal voltage U _N	300 V	300 V	600 V	

cULus Recognized 

Accessories

Accessories

Bridge

Test disconnect terminal block - UTME 4 - 3047452

Accessories

Connecting bridge - C-ME 4/2 - 3035759



Connection bridge, for connecting 2 test disconnect terminal blocks

Connecting bridge - C-ME 4/3 - 3035760



Connection bridge, for connecting 3 test disconnect terminal blocks

Plug-in bridge - FBS 20-6 - 3030365



Plug-in bridge, Number of positions: 20, Color: red

Plug-in bridge - FBS 10-6 - 3030271



Plug-in bridge, Number of positions: 10, Color: red

Plug-in bridge - FBS 5-6 - 3030349



Plug-in bridge, Number of positions: 5, Color: red

Test disconnect terminal block - UTME 4 - 3047452

Accessories

Plug-in bridge - FBS 4-6 - 3030255



Plug-in bridge, Number of positions: 4, Color: red

Plug-in bridge - FBS 3-6 - 3030242



Plug-in bridge, Number of positions: 3, Color: red

Plug-in bridge - FBS 2-6 - 3030336



Plug-in bridge, Number of positions: 2, Color: red

Plug-in bridge - FBS 50-6 - 3032224



Plug-in bridge, Number of positions: 50, Color: red

Switching jumper - SB-ME 2-6 - 3035755



Switching jumper, Length: 21.2 mm, Width: 12.3 mm, Number of positions: 2, Color: gray/orange

Test disconnect terminal block - UTME 4 - 3047452

Accessories

Switching jumper - SB-ME 3-6 - 3035756



Switching jumper, Length: 21.2 mm, Width: 18.5 mm, Number of positions: 3, Color: gray/orange

Switching jumper - SB-ME 4-6 - 3035757



Switching jumper, Length: 21.2 mm, Width: 24.7 mm, Number of positions: 4, Color: gray/orange

Plug-in bridge - FBSR 2-6 - 3033715



Plug-in bridge, Number of positions: 2, Color: red

Plug-in bridge - FBSR 3-6 - 3001594



Plug-in bridge, Number of positions: 3, Color: red

Plug-in bridge - FBSR 4-6 - 3001595



Plug-in bridge, Number of positions: 4, Color: red

Test disconnect terminal block - UTME 4 - 3047452

Accessories

Plug-in bridge - FBSR 5-6 - 3001596



Plug-in bridge, Number of positions: 5, Color: red

Plug-in bridge - FBSR 10-6 - 3033716



Plug-in bridge, Number of positions: 10, Color: red

Cover profile

Cover profile - AP-ME METER - 3034361



Cover profile, for covering terminal strips, snapped onto APT-ME cover profile carrier or APH-ME end bracket. A cover profile carrier should be positioned at the ends and at intervals of around 40 cm. Length supplied: 1 m

Cover profile - APT-ME - 3034358



Cover profile carrier for mounting on NS 35/7.5 DIN rail for attaching the cover profile AP-ME

End block

End clamp - APH-ME - 3034374



Cover profile carrier for mounting on NS 35/7.5 DIN rail for attaching the cover profile AP-ME

Test disconnect terminal block - UTME 4 - 3047452

Accessories

End clamp - CLIPFIX 35 - 3022218



Quick mounting end clamp for NS 35/7,5 DIN rail or NS 35/15 DIN rail, with marking option, width: 9.5 mm, color: gray

End clamp - CLIPFIX 35-5 - 3022276



Quick mounting end clamp for NS 35/7,5 DIN rail or NS 35/15 DIN rail, with marking option, with parking option for FBS...5, FBS...6, KSS 5, KSS 6, width: 5.15 mm, color: gray

End clamp - E/NS 35 N - 0800886



End clamp, width: 9.5 mm, color: gray

End cover

End cover - D-UTME 4 - 3047491



Cover, width: 2.2 mm

Spacer plate - DP PS-6 - 3036738



Spacer plate, Color: red

Insulating sleeve

Test disconnect terminal block - UTME 4 - 3047452

Accessories

Insulating sleeve - MPS-IH WH - 0201663



Insulating sleeve, Color: white

Insulating sleeve - MPS-IH RD - 0201676



Insulating sleeve, Color: red

Insulating sleeve - MPS-IH BU - 0201689



Insulating sleeve, Color: blue

Insulating sleeve - MPS-IH YE - 0201692



Insulating sleeve, Color: yellow

Insulating sleeve - MPS-IH GN - 0201702



Insulating sleeve, Color: green

Test disconnect terminal block - UTME 4 - 3047452

Accessories

Insulating sleeve - MPS-IH GY - 0201728



Insulating sleeve, Color: gray

Insulating sleeve - MPS-IH BK - 0201731



Insulating sleeve, Color: black

Insulating sleeve - ISH 4/0,5 - 3002885



Insulating sleeve, Color: gray

Insulating sleeve - ISH 4/1,0 - 3002898



Insulating sleeve, Color: black

Labeled terminal marker

Zack marker strip - ZB 6 CUS - 0824992



Zack marker strip, Can be ordered: Strip, white, Labeled according to customer specifications, Mounting type: Snap into tall marker groove, For terminal block width: 6.2 mm, Lettering field: 6.15 x 10.5 mm

Test disconnect terminal block - UTME 4 - 3047452

Accessories

Marker for terminal blocks - UC-TM 6 CUS - 0824589



Marker for terminal blocks, Can be ordered: By sheet, white, Labeled according to customer specifications, Mounting type: Snap into tall marker groove, For terminal block width: 6.2 mm, Lettering field: 5.6 x 10.5 mm

Marker for terminal blocks - UCT-TM 6 CUS - 0829602



Marker for terminal blocks, Can be ordered: By sheet, white, Labeled according to customer specifications, Mounting type: Snap into tall marker groove, For terminal block width: 6.2 mm, Lettering field: 5.6 x 10.5 mm

Zack Marker strip, flat - ZBF 6 CUS - 0825027



Zack Marker strip, flat, Can be ordered: Strip, white, Labeled according to customer specifications, Mounting type: Snap into flat marker groove, For terminal block width: 6.2 mm, Lettering field: 5.15 x 6.15 mm

Marker for terminal blocks - UC-TMF 6 CUS - 0824646



Marker for terminal blocks, Can be ordered: By sheet, white, Labeled according to customer specifications, Mounting type: Snap into flat marker groove, For terminal block width: 6.2 mm, Lettering field: 5.6 x 5.1 mm

Marker for terminal blocks - UCT-TMF 6 CUS - 0829665



Marker for terminal blocks, Can be ordered: By sheet, white, Labeled according to customer specifications, Mounting type: Snap into flat marker groove, For terminal block width: 6.2 mm, Lettering field: 5.4 x 4.7 mm

Test disconnect terminal block - UTME 4 - 3047452

Accessories

Marker for terminal blocks - TMT 6 R CUS - 0824488



Marker for terminal blocks, Can be ordered: By line, white, Labeled according to customer specifications, Mounting type: Snap into universal marker groove, Snap into flat marker groove, For terminal block width: 6.2 mm, Lettering field: 6.35 x 6.15 mm

Marker carriers

Group marker label for terminal marking - GBS-ZB/26X6 - 0809298



Group marking label, snaps onto terminal center for screw, spring-cage and quick connection terminal blocks, labeled with ESL 26x6 mm or EST 25x6 mm, in the foot part with Zack marker strip, length: 29 mm

Marker carriers - CARRIER-TM 300 - 0828282



Marker carriers, gray, Unlabeled, Mounting type: Snap into flat marker groove, Lettering field: 10.5 x 300 mm

Mounting rail

DIN rail perforated - NS 35/ 7,5 PERF 2000MM - 0801733



DIN rail, material: steel galvanized and passivated with a thick layer, perforated, height 7.5 mm, width 35 mm, length: 2000 mm

DIN rail, unperforated - NS 35/ 7,5 UNPERF 2000MM - 0801681



DIN rail, material: Steel, unperforated, height 7.5 mm, width 35 mm, length: 2 m

Test disconnect terminal block - UTME 4 - 3047452

Accessories

DIN rail perforated - NS 35/ 7,5 WH PERF 2000MM - 1204119



DIN rail 35 mm (NS 35)

DIN rail - NS 35/ 7,5 WH UNPERF 2000MM - 1204122



DIN rail 35 mm (NS 35)

DIN rail, unperforated - NS 35/ 7,5 AL UNPERF 2000MM - 0801704



DIN rail, unperforated, Width: 35 mm, Height: 7.5 mm, Length: 2000 mm, Color: silver

DIN rail perforated - NS 35/ 7,5 ZN PERF 2000MM - 1206421



DIN rail, material: Galvanized, perforated, height 7.5 mm, width 35 mm, length: 2 m

DIN rail, unperforated - NS 35/ 7,5 ZN UNPERF 2000MM - 1206434



DIN rail, material: Galvanized, unperforated, height 7.5 mm, width 35 mm, length: 2 m

Test disconnect terminal block - UTME 4 - 3047452

Accessories

DIN rail, unperforated - NS 35/ 7,5 CU UNPERF 2000MM - 0801762



DIN rail, material: Copper, unperforated, height 7.5 mm, width 35 mm, length: 2 m

End cap - NS 35/ 7,5 CAP - 1206560



DIN rail end piece, for DIN rail NS 35/7.5

DIN rail perforated - NS 35/15 PERF 2000MM - 1201730



DIN rail, material: steel galvanized and passivated with a thick layer, perforated, height 15 mm, width 35 mm, length: 2000 mm

DIN rail, unperforated - NS 35/15 UNPERF 2000MM - 1201714



DIN rail, material: Steel, unperforated, height 15 mm, width 35 mm, length: 2 m

DIN rail perforated - NS 35/15 WH PERF 2000MM - 0806602



DIN rail 35 mm (NS 35)

Test disconnect terminal block - UTME 4 - 3047452

Accessories

DIN rail - NS 35/15 WH UNPERF 2000MM - 1204135



DIN rail 35 mm (NS 35)

DIN rail, unperforated - NS 35/15 AL UNPERF 2000MM - 1201756



DIN rail, deep drawn, high profile, unperforated, 1.5 mm thick, material: aluminum, height 15 mm, width 35 mm, length 2000 mm

DIN rail perforated - NS 35/15 ZN PERF 2000MM - 1206599



DIN rail, material: Galvanized, perforated, height 15 mm, width 35 mm, length: 2 m

DIN rail, unperforated - NS 35/15 ZN UNPERF 2000MM - 1206586



DIN rail, material: Galvanized, unperforated, height 15 mm, width 35 mm, length: 2 m

DIN rail, unperforated - NS 35/15 CU UNPERF 2000MM - 1201895



DIN rail, material: Copper, unperforated, 1.5 mm thick, height 15 mm, width 35 mm, length: 2 m

Test disconnect terminal block - UTME 4 - 3047452

Accessories

End cap - NS 35/15 CAP - 1206573



DIN rail end piece, for DIN rail NS 35/15

DIN rail, unperforated - NS 35/15-2,3 UNPERF 2000MM - 1201798



DIN rail, material: Steel, unperforated, 2.3 mm thick, height 15 mm, width 35 mm, length: 2 m

Screwdriver tools

Screwdriver - SZF 1-0,6X3,5 - 1204517



Actuation tool, for ST terminal blocks, also suitable for use as a bladed screwdriver, size: 0.6 x 3.5 x 100 mm, 2-component grip, with non-slip grip

Switching lock

Switching lock - S-ME 4 - 3035758



Switching lock, plug-in

Terminal marking

Group marker label for terminal marking - GBS 5-25X12 - 0810588



Group marker label, snaps onto terminal center for screw, spring-cage and quick connection terminal blocks, labeled with a 25 x 12 mm label or manually with the B-STIFT, in the foot part with ZB 5

Test disconnect terminal block - UTME 4 - 3047452

Accessories

Zack marker strip - ZB 6:UNBEDRUCKT - 1051003



Zack marker strip, Strip, white, Unlabeled, Can be labeled with: Plotter, Mounting type: Snap into tall marker groove, For terminal block width: 6.2 mm, Lettering field: 6.15 x 10.5 mm

Marker for terminal blocks - UC-TM 6 - 0818085



Marker for terminal blocks, Sheet, white, Unlabeled, Can be labeled with: BLUEMARK CLED, BLUEMARK LED, Plotter, Mounting type: Snap into tall marker groove, For terminal block width: 6.2 mm, Lettering field: 5.6 x 10.5 mm

Marker for terminal blocks - UCT-TM 6 - 0828736



Marker for terminal blocks, Sheet, white, Unlabeled, Can be labeled with: THERMOMARK CARD PLUS, THERMOMARK CARD, BLUEMARK CLED, BLUEMARK LED, Mounting type: Snap into tall marker groove, For terminal block width: 6.2 mm, Lettering field: 5.6 x 10.5 mm

Zack Marker strip, flat - ZBF 6:UNBEDRUCKT - 0808710



Zack Marker strip, flat, Strip, white, Unlabeled, Can be labeled with: Plotter, Mounting type: Snap into flat marker groove, For terminal block width: 6.2 mm, Lettering field: 5.15 x 6.15 mm

Marker for terminal blocks - UC-TMF 6 - 0818140



Marker for terminal blocks, Sheet, white, Unlabeled, Can be labeled with: BLUEMARK CLED, BLUEMARK LED, Plotter, Mounting type: Snap into flat marker groove, For terminal block width: 6.2 mm, Lettering field: 5.6 x 5.1 mm

Test disconnect terminal block - UTME 4 - 3047452

Accessories

Marker for terminal blocks - UCT-TMF 6 - 0828746



Marker for terminal blocks, Sheet, white, Unlabeled, Can be labeled with: THERMOMARK CARD PLUS, THERMOMARK CARD, BLUEMARK CLED, BLUEMARK LED, Mounting type: Snap into flat marker groove, For terminal block width: 6.2 mm, Lettering field: 5.4 x 4.7 mm

Marker for terminal blocks - TMT 6 R - 0816498



Marker for terminal blocks, Roll, white, Unlabeled, Can be labeled with: THERMOMARK ROLL, THERMOMARK X, THERMOMARK S1.1, Perforated, Mounting type: Snap into universal marker groove, Snap into flat marker groove, For terminal block width: 6.2 mm, Lettering field: 6.35 x 6.15 mm

Marker for terminal blocks - TMT (EX9,5)R - 0828295



Marker for terminal blocks, Roll, white, Unlabeled, Can be labeled with: THERMOMARK ROLL, THERMOMARK ROLL X1, THERMOMARK X1.2, Mounting type: Snap into universal marker groove, Snap into tall marker groove, Lettering field: 9.5 x 50000 mm

Test plug terminal block

Test plugs - MPS-MT - 0201744



Test plugs, Color: silver

Test adapter - PAI-4-FIX-5/6 BU - 3035975



Test adapter, for 4 mm Ø safety test plugs, latches into the bridge shaft; color: Blue

Test disconnect terminal block - UTME 4 - 3047452

Accessories

Test adapter - PAI-4-FIX-5/6 OG - 3035974



Test adapter, for 4 mm Ø safety test plugs, latches into the bridge shaft; color: Orange

Test adapter - PAI-4-FIX-5/6 YE - 3035977



Test adapter, for 4 mm Ø safety test plugs, latches into the bridge shaft; color: Yellow

Test adapter - PAI-4-FIX-5/6 RD - 3035976



Test adapter, for 4 mm Ø safety test plugs, latches into the bridge shaft; color: Red

Test adapter - PAI-4-FIX-5/6 GN - 3035978



Test adapter, for 4 mm Ø safety test plugs, latches into the bridge shaft; color: Green

Test adapter - PAI-4-FIX-5/6 BK - 3035980



Test adapter, for 4 mm Ø safety test plugs, latches into the bridge shaft; color: Black

Test disconnect terminal block - UTME 4 - 3047452

Accessories

Test adapter - PAI-4-FIX-5/6 GY - 3035982



Test adapter, for 4 mm Ø safety test plugs, latches into the bridge shaft; color: Gray

Test adapter - PAI-4-FIX-5/6 VT - 3035979



Test adapter, for 4 mm Ø safety test plugs, latches into the bridge shaft; color: Violet

Test adapter - PAI-4-FIX-5/6 BN - 3035981



Test adapter, for 4 mm Ø safety test plugs, latches into the bridge shaft; color: Brown

Test plugs - PS-6 - 3030996



Test plugs, Color: red

Test plugs - PS-6/2,3MM RD - 3038736



Test plugs, Color: red

Drawings

Circuit diagram



