

EMC housing - HC-B 10-TMS-100/O1M32G-EMV - 1691010


Please be informed that the data shown in this PDF Document is generated from our Online Catalog. Please find the complete data in the user's documentation. Our General Terms of Use for Downloads are valid (<http://phoenixcontact.com/download>)



HEAVYCON ADVANCE EMC sleeve housing B10, with screw locking, height 100 mm, with 1xM32 support, and straight cable outlet



Key commercial data

Packing unit	10 pc
Minimum order quantity	10 pc
GTIN	 4 017918 616489
Weight per Piece (excluding packing)	364.81 g
Custom tariff number	85369010
Country of origin	Germany

Technical data

Dimensions

Height	100 mm
Width	57 mm
Length	105 mm
Length of the assembly cutout	65 mm
Width of the assembly cutout	35 mm

Ambient conditions

Degree of protection of housing (IP)	IP66
	IP68 (0.2 bar 24 h)
	IP69K
Ambient temperature (operation)	-40 °C ... 125 °C

General

Note	For contact inserts HC-B10, BB18, DD42, M, K8/24
Type	B10
Housing type	Sleeve housing
Locking type	Screw locking

EMC housing - HC-B 10-TMS-100/O1M32G-EMV - 1691010

Technical data

General

Torque	3 Nm (Locking screw)
Fixing screws	M6
Cable exit	Straight
Type of the screw connection	1x M32
Housing material	Aluminum die-cast
Housing surface material	EMC coating, silver
Seal material	NBR, conductive
Material lock	High-grade steel
Assembly instructions	In order to guarantee that the ground conductor contact functions even when plugged in at an angle, the two panel mounting flanges must have sufficient electrical contact with the metal mounting panel.
Connection	To ensure optimum shielding, any insulating power coating must be removed from the profile gasket area on the control cabinet panel. Tightening torque of locking screw: 3 Nm.

Classifications

eCl@ss

eCl@ss 4.0	27140816
eCl@ss 4.1	27140816
eCl@ss 5.0	27143424
eCl@ss 5.1	27143424
eCl@ss 6.0	27371205
eCl@ss 7.0	27371205
eCl@ss 8.0	27440202

ETIM

ETIM 2.0	EC000437
ETIM 3.0	EC000437
ETIM 4.0	EC000437
ETIM 5.0	EC000437

UNSPSC

UNSPSC 6.01	31261502
UNSPSC 7.0901	31261502
UNSPSC 11	31261502
UNSPSC 12.01	31261502
UNSPSC 13.2	31261502

Approvals

Approvals

EMC housing - HC-B 10-TMS-100/O1M32G-EMV - 1691010

Approvals

Approvals

EAC / GL

Ex Approvals

Approvals submitted

Approval details

EAC

GL

Accessories

Accessories

Extension adapter

Extension adapter - ENLAR-M-KV-M32/M40 - 1647682



Step-up adapter, M32 to M40, including O-ring

Full screw connection

Cable gland - G-INS-M32-M68N-PNES-GY - 1411127



Cable gland, Cable gland material: Polyamide 6, External cable diameter 15 mm ... 21 mm, Shielding: No, Connecting thread: M32, Color: silver grey

Cable gland - G-INS-M32-M68N-PNES-BK - 1411136



Cable gland, Cable gland material: Polyamide 6, External cable diameter 15 mm ... 21 mm, Shielding: No, Connecting thread: M32, Color: jet black

EMC housing - HC-B 10-TMS-100/O1M32G-EMV - 1691010

Accessories

Cable gland - G-INS-M32-M68N-NNES-S - 1411166



Cable gland, Cable gland material: Brass, nickel-plated, External cable diameter 15 mm ... 21 mm, Shielding: No, Connecting thread: M32, Color: silver

Cable gland - HC-M-KV-M32(19-27) - 1646010



Metal screw connection up to 5 bar, thread length: 8 mm, cable diameter: 19 - 27 mm, WAF 43, screw connection: M32

Cable gland - G-INSEC-M32-M68N-NCRS-S - 1411191



Cable gland, Cable gland material: Brass, nickel-plated, External cable diameter 14 mm ... 21 mm, Shielding: Yes, Connecting thread: M32, Color: silver

Cable gland - HC-M-KV-Z-M32 - 1646162



Metal screw connection with strain relief clamp, thread length: 8 mm, cable sealing area: 18 - 27 mm, clamping area: 19 - 30 mm, SW 40, screw connection: M32

Cable gland - HC-M-KV-T-M32 - 1646201



Metal screw connection with cable bend protection and strain relief, thread length: 8 mm, cable sealing area: 18 - 27 mm, clamping area: 20 - 30 mm, SW 40, screw connection: M32

Panel mounting flange

EMC housing - HC-B 10-TMS-100/O1M32G-EMV - 1691010

Accessories

Mounting flange - HC-B-AF - 1686533



Panel mounting flange for HEAVYCON-ADVANCE TMS housing with screw locking

Mounting flange - HC-B-AF-SET - 1604638



Panel mounting flange for screw locking, set comprising 2 panel mounting flanges with 4 self-tapping Torx® head screws and 4 fan-type washers

Plug for cable screw gland

Filler plugs - HC-M-BS-M32 - 1645862



Filler plug, metal, size: M32

Protective cover

Protective covers - HC-B 10-TMS-SD-IP50 - 1690749



HEAVYCON ADVANCE IP50 protective cover B10, for panel mounting side, with clip locking, with retaining cord, diameter of retaining cord eyelet 3 mm

Protective covers - HC-B 10-TMS-SD-IP65 - 1690781



HEAVYCON ADVANCE IP65 protective cover B10, for panel mounting side, with screw locking, with retaining cord, diameter of retaining cord eyelet 3 mm

Reducing adapter

EMC housing - HC-B 10-TMS-100/O1M32G-EMV - 1691010

Accessories

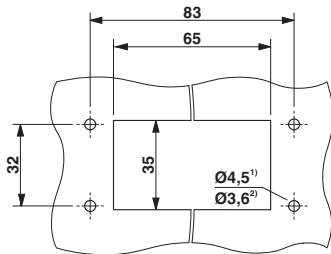
Reducing adapter - REDUC-M-KV-M32/M25 - 1647637



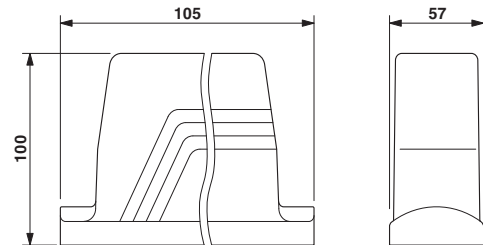
Reducing adapter, metal, M32 to M25, including O-ring

Drawings

Dimensioned drawing



Dimensioned drawing



Panel cutout

²⁾ When self-tapping screws are used (Torx® 20, M4)