

SXA4 Series | Illuminated double-pole switch 16A quick connection 6.3 white body black cover red LED effect



sample image

PRODUCT CODE: SXA4388211000G00

Wiring diagrams



Terminal type



Body colour



Actuator colour



Second actuator colour



Rating

16 (8) A / 250 VAC
10 (6) A / 250 VAC - 5E4
T125/55 °C

16 A / 125 VAC
 16 A / 250 VAC
 3/4 HP - 125 VAC
 3/4 HP - 250 VAC
 T105 °C

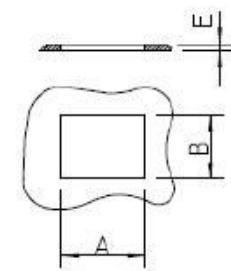
Approvals



c **UL** US

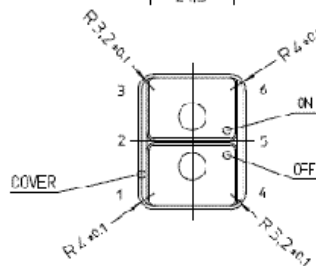
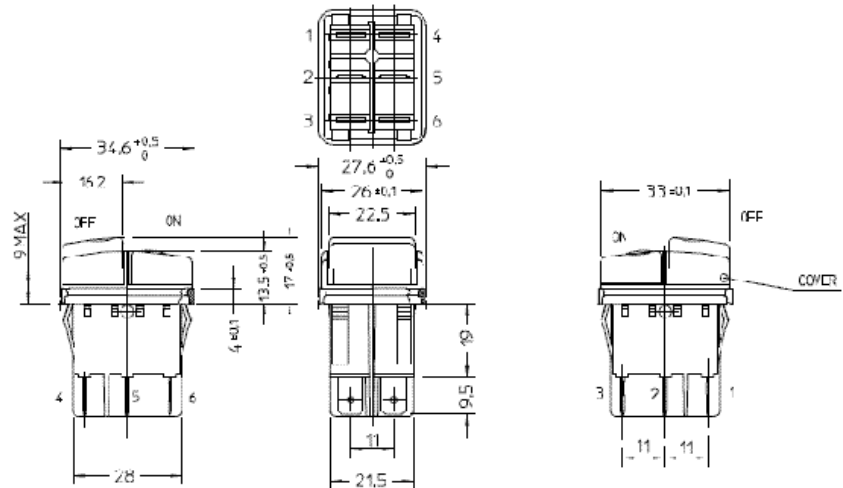


Cut out (mm)

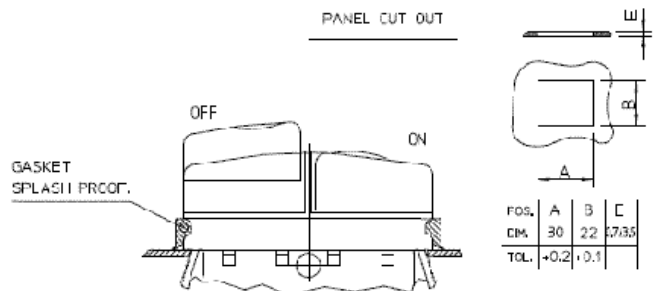


POS.	A	B	E
DIM.	30	22	17/35
TOL.	+0,2	+0,1	

Dimensions (mm)



PANEL CUT OUT



POS.	A	B	C
DIM.	30	22	17/35
TOL.	+0,2	+0,1	