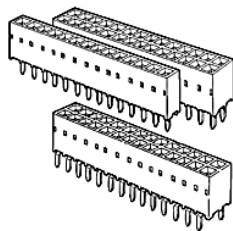


87606-319LF - DUBOX™ : 38
Position PCB Mounted
Receptacle, Through Mount,
Top Entry, Double Row



www.fci.com

Mating Half

▷ 77313-101-38LF

▷ 95278-101-38LF

Specifications

General	
Hold Down Style	No Locating Pegs
Number of contacts (per row)	19
Number of contacts (Total)	38
Number of rows	2
Orientation	Vertical
Packaging	Tube
Mating half	Mates with 0.64 mm (0.025 in.) Square pins.
Series Number	87606
Dimensional	
Thickness (Board)	1.6 mm (0.062 in.) or 2.36 mm (0.093 in.)
Footprint (Board)	2.54 mm x 2.54 mm (0.1 in. x 0.1 in.)
Electrical	
Current rating	3A max. per Contact/2A max. per Contact for Full Load
Resistance (Contact)	15 milli ohms Initial, 20 milli ohms After test
Resistance (Insulation)	100000 M-ohms
Voltage rating	1000V rms
Mechanical	
Insertion force	1.50N (150 gf) per Contact
Withdrawal Force	0.3N (30 gf) min. per Contact
Mounting	
Solder process	Compatible with Wave Soldering Processes
Physical	
Color (Housing)	Blue
Material (Contact)	Phosphor Bronze
Material (Housing)	Glass - Filled Thermoplastic Polyester
Plating (Contact area)	0.76 µm (30 µin.) Gold
Plating (Tail)	3.81µm (150 µin.) Tin-Lead
Underplating (Contact)	1.27 µm (50 µin.) Nickel
Flammability rating	UL 94 V-0

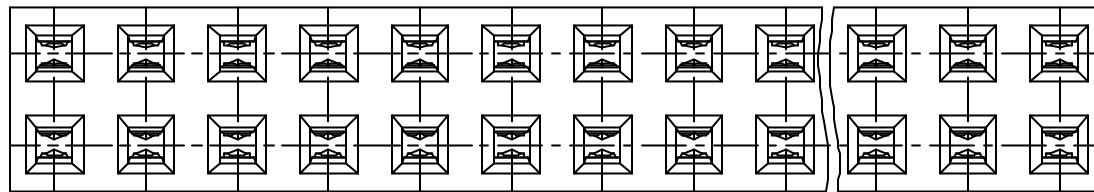
Temperature (Range)	-65 °C to +125 °C
Approvals / Certifications	
UL File Number	E66906
Approvals / Certifications	UL and CSA Approved

PRODUCT NUMBER
87606-YXXXLF

WHEN NEEDED, SUFFIX LETTER "LF"
INDICATES THE PRODUCT IS RoHS
COMPATIBLE, SEE NOTE 10
OPTIONAL LETTER SEE NOTE 6
NUMBER OF POSITIONS PER ROW: 02 TO 50.

PLATING CODE
3= 0.76µm GOLD ON CONTACT AREA.
3.81µm TIN-LEAD ON TAIL.
4= 5µm TIN-LEAD ON CONTACT AREA.
3.81µm TIN-LEAD ON TAIL.
8= 0.38µm GOLD ON CONTACT AREA.
3.81µm TIN-LEAD ON TAIL.

WHEN SUFFIX "LF" IS REQUIRED, 2µm MIN MATTE
TIN OVER 1.27 MIN Ni IS SUPPLIED INSTEAD OF SnPb.

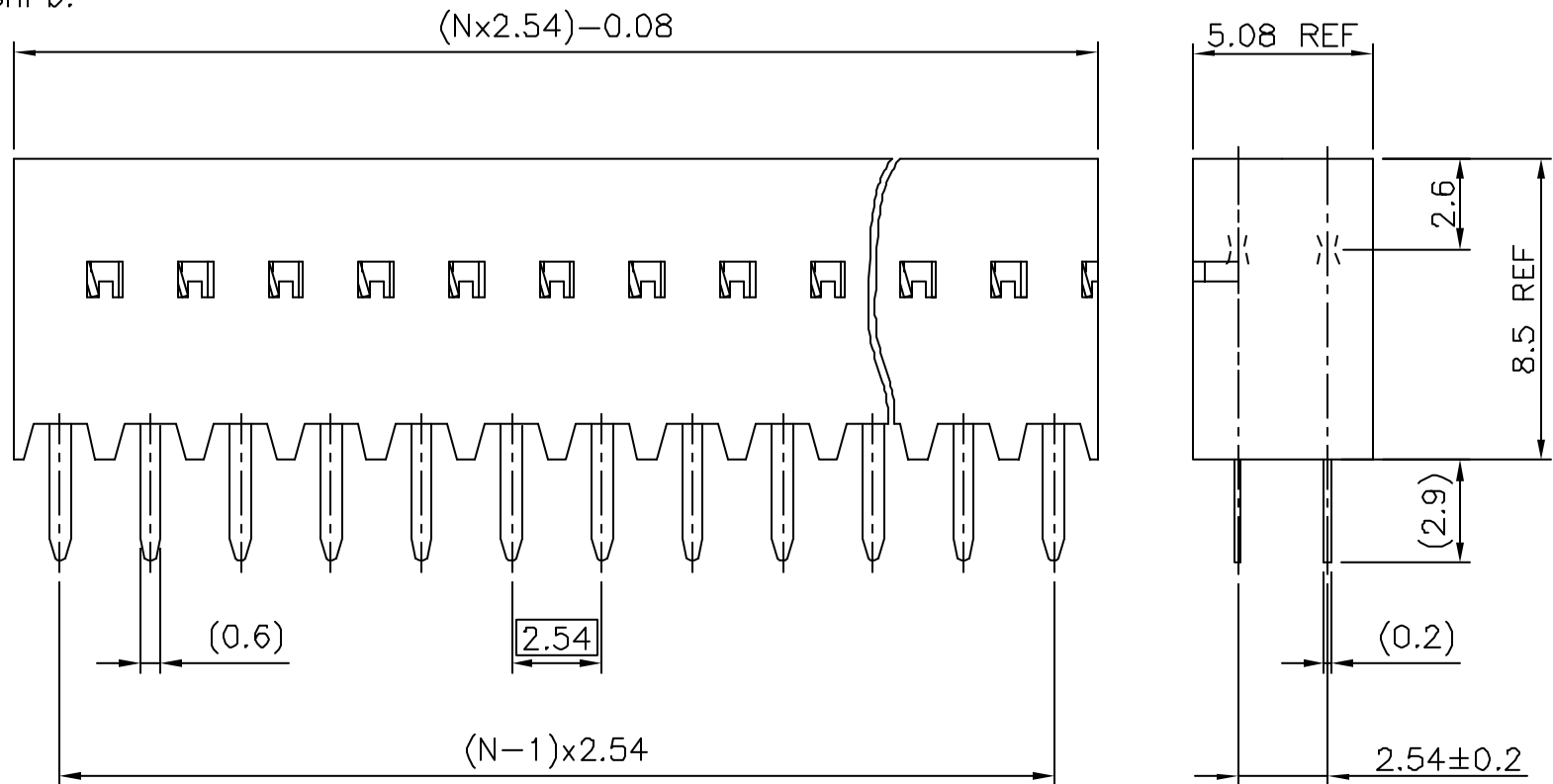


NOTES:

- 1 - HOUSING MAT'L: THERMOPLASTIC GLASS FILLED
FLAME RETARDANT PER UL 94 V-O COLOR: BLUE.
- 2 - TERMINAL MATERIAL: PHOSPHOR BRONZE.
- 3 - 2 UP TO 4 POSITIONS PRODUCT PACKED IN PLASTIC BOX.
5 UP TO 50 POSITIONS PRODUCT PACKED IN TUBE.

- 4 - TO DETERMINE DIMENSIONS:
N = NUMBER OF POSITIONS PER ROW
EXAMPLE: 8 POS: (Nx2.54)-0.08=20.24 mm
- 5 - HE13 PRINTING ON 87606-3XX PRODUCT.
- 6 - A LETTER "H" AT THE END OF THE PART NUMBER
TO INDICATE A HIGH TEMP. PRODUCT
HOUSING MAT'L: THERMOPLASTIC GLASS FILLED
FLAME RETARDANT PER UL 94 V-O COLOR: GREY.

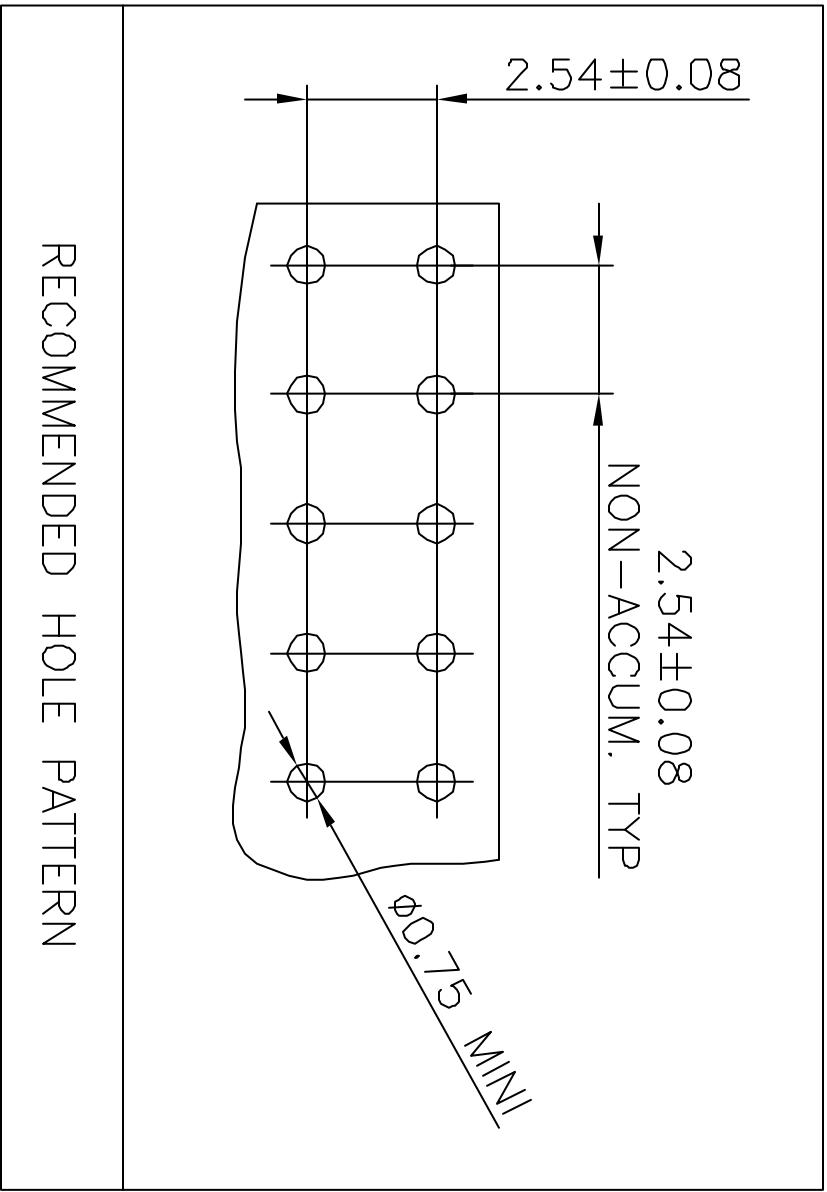
- 7 - RoHS COMPATIBLE PRODUCT SPECIFICATIONS
 - a - PLATING:
 - "LF" MEANS THE PRODUCT IS LEAD-FREE,
2µm MINIMUM MATTE TIN OVER 1.27µm
MINIMUM NICKEL UNDERPLATE.
 - b - MANUFACTURING PROCESS COMPATIBILITY
 - THE HOUSING WILL WITHSTAND EXPOSURE TO
260°C ±5°C SOLDER BATH TEMPERATURE FOR
5 SECONDS IN A WAVE SOLDER APPLICATION
WITH A 1.6mm MIN THICK CIRCUIT BOARD.
 - c - LABELING:
 - MEETS PACKAGING SPECS AS PER GS-14-920
 - d - LEGAL STATEMENT: SEE GS-22-008
- 8 - PRINTING & HOLE PATTERN SEE NEXT SHEET.



mat'l. code SEE NOTE 1		surface ISO 1302 ✓		tolerance ISO 416 ISO 1101		projection mm		product family DUBOX	
ltr	ecn no	dr	date	tolerances unless otherwise specified		mm		title BtB RECEPT. VERT DR TMT	
K	F04-0347	DLE	04.09.23	angles	Linear	±0.3		scale 5:1	
L	F05-0230	DLE	05.08.08	±2'		FCJ		dwg no 87606	
M	F06-0204	DLE	06.06.21	dr		D LEGRAND		sheet 1 of 2	
N	F07-0109	DLE	07.01.16	enr		P NIZZI		size A3	
H	F10353	DLE	01.06.20	chr		D LE		type CUSTOMER Drawing	
J	F04-0345	DLE	04.09.22	appd		P NZ			
sheet index	revisian sheet	N	D						
		1	2						



2



mat'l. code		SEE SHEET 1		surface		ISO 1302		tolerance		ISO 406		ISO 1101		projection		product family		DUBOX	
ltr		ecn no		dr		date		tolerances unless otherwise specified		angles		linear		±0.3		title		BtB RECEIPT.	
A		F04-0347		DLE		04.09.23										dwg no		87606	
B		F05-0230		DLE		05.08.08										sheet 2 of 2		A4	
C		F06-204		DLE		06.06.21		±2'								type		CUSTOMER Drawing	
D		F07-0109		DLE		07.01.16		D LEGRAND		D LEGRAND		04.09.23		scale 5:1		FCI			
								engr		P NIZZI		04.09.23							
								chr		D LE		04.09.23							
								appd		P NZ		04.09.23							
sheet index		revision																	

form: A4

1

2