


FP200 Gold[®]

THE ORIGINAL 'STANDARD' FIRE RESISTANT CABLE (300/500 V)



CABLE DESCRIPTION

Conductor

Plain annealed copper. Solid (1.0 - 2.5 mm²) or stranded circular conductors (4.0 mm²) to meet the requirements of BS EN 60228 class 1 or class 2.

Insulation

High performance, damage resistant Insudite™ to meet BS EN 50363-5, Type EI5.

Overall metallic screen and CPC

Polyester backed laminated aluminium tape bonded to outer sheath to provide overall screen. In contact with full sized, tinned annealed copper circuit protective conductor and laid-up with the cores to provide automatic screen earthing.

Sheath

Robust thermoplastic low smoke, zero halogen and reduced flame propagation outer sheath. Standard colours white and red with bespoke colours available to special order. Suitable for outdoor installation with exposure to normal daylight UV.

Key Applications

- > Fire detection and fire alarm systems for buildings
- > Voice alarm systems
- > Emergency voice communication
- > Emergency and escape lighting
- > Control circuits for life safety and fire fighting systems
- > Other essential service control circuits for 'standard' fire resistance

British Standards

- > BS7629-1, Standard 60 (1.0mm² Standard 30)
- > BS EN 50200 PH30, PH60, PH120 and ANNEX E
- > BS 5839-1, 6, 8 & 9 'standard' fire resisting cable
- > BS 5266-1 'standard' fire resisting cable
- > BS 8519 Category 1 control cable
- > BASEC approved
- > London Underground 1.085 Approved Product Register (Section 12)

Core identification

Harmonised - standard

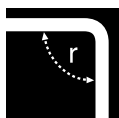
- ○ brown-blue
- ○ ○ brown-black-grey
- ○ ○ ○ blue-brown-black-grey

Non harmonised – to special order


- ○ red-black
- ○ ○ red-yellow-blue
- ○ ○ ○ black-red-yellow-blue



Temperature Range
-20 to +70C



Bending Radius
r=6D



Mechanical Impact
Medium



Fire Performance
BS EN 60332-1-2
BS EN 60332-3-24



Flexibility
Rigid



Halogen Free
BS EN60754-1



Low Smoke Emissions
BS EN 6 1034-2



Fire resistance
BS EN 50200 PH30
PH60 & PH120
BS EN 50200 ANNEX E
BS6387 CWZ

Nominal cross sectional area mm ²	Conductor Construction no/mm	Approximate overall diameter mm	Approximate cable weight kg/km	Maximum conductor resistance at 20°C Ω/km	Current rating DC or single phase AC Enclosed Amps	Current rating DC or single phase AC Clipped direct Amps	Volt drop DC or single phase AC mV/A/m	Recommended accessories Colour - White or Red		
								LSOH ⁺ fixing clips	Nylon LSOH ⁺ gland	FP Firefix™ fixing clips

Two core

1.0	1/1.13	7.8	79	18.1	13	15	44	AP7	251/GL2520	UFPNF02
1.5	1/1.38	7.9	90	12.1	16.5	19.5	29	AP7	251/GL2520	UFPNF01 UFPNF02
2.5	1/1.78	9.5	140	7.41	23	27	18	AP9	251/GL2520	-
4.0	7/0.85	12.0	205	4.6	30	36	11	AP11	252/GL2520	-

Three core

1.0	1/1.13	7.8	92	18.1	13	15	44	AP7	251/GL2520	UFPNF02
1.5	1/1.38	8.3	115	12.1	16.5	19.5	29	AP8	251/GL2520	UFPNF04
2.5	1/1.78	10.5	180	7.41	23	27	18	AP10	252/GL2520	-
4.0	7/0.85	12.5	260	4.6	30	36	11	AP12	252	-

Four Core

1.0	1/1.13	8.4	110	18.1	13	15	44	AP8	251/GL2520	UFPNF04
1.5	1/1.38	10.0	150	12.1	16.5	19.5	29	AP9	251/GL2520	-
2.5	1/1.78	12.0	225	7.41	23	27	18	AP11	252/GL2520	-
4.0	7/0.85	13.5	320	4.6	30	36	11	AP13	254	-

Notes to table

- > Recommended clip spacing 300 mm horizontal and 400mm vertical using only metallic fixings.
- > Minimum recommended installation temperature 0°C. Installation methods for current rating in accordance with BS7671/IET Wiring Regulations.
- > The tabulated ratings are based upon a 30°C ambient temperature and 70°C operating temperature. For other ambient temperatures or where cables are grouped together, appropriate rating factors should be applied.
- > FP200 Gold is also available in multi-core versions (7,12 & 19 core)

Correction factors for Ambient temperatures: Table 4B1

Table 4B1

Ambient Temperature°C	25	30	35	40	45	50
Rating factor	1.03	1.00	0.94	0.87	0.79	0.71

Correction factors for grouping of cables: Table 4C1

Table 4C1

Number of circuits	2	3	4	5	6	7
Rating factor	0.80	0.70	0.65	0.60	0.57	0.54

Sales enquiries
Tel: 0845 767 8345
Fax: 023 8029 5465

Overseas sales enquiries
Tel: +44 (0) 23 5029 5481
Fax: +44 (0) 23 8029 5465

UK Technical helpline
Tel: 0845 767 8345
Fax: 023 8029 5002

Overseas technical
Tel: +44 (0) 23 8029 5481
Fax: +44 (0) 23 8029 5002

Prysmian Cables & Systems Limited
Chickenhall Lane
Eastleigh
Hampshire
SO50 6YU
United Kingdom

Information hotline
Tel: +44 (0) 23 8029 5029
Fax: +44 (0) 23 8029 5437



For further information please
see our dedicated FP Cables website:
www.fpcables.co.uk



Should you have any concerns about unsafe, non-approved or counterfeit cable, please contact the ACI

Tel: 020 8946 6978
Email: report@aci.org.uk

A brand of the
Prysmian
Group