



ENGLISH

MS Wall Box with Brackets/Chassis Plates



Specifications

Material: Steel

Colour: Grey RAL 7032

Door Lock Type: Three Lock System

Door Type: Plain

Dimensions: 1000 x1000 x 300 mm

Thickness: 1.5 mm for enclosure & door

Chassis Plate: Zinc coated steel 2.0 mm

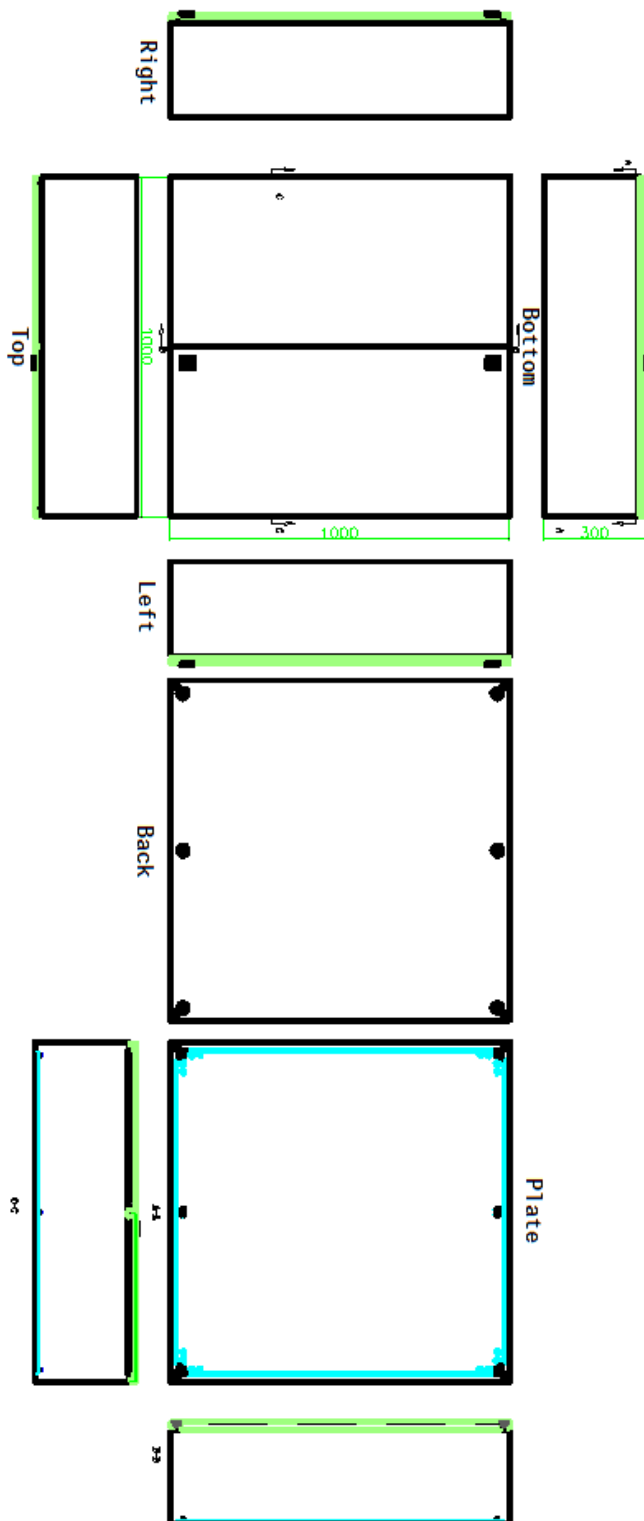
Finish: epoxy polyester powder coating

Weight: 47kgs

Ingress Protection: IP66

Against mechanical impacts: IK10

Supplied with: chassis plate, 3 locks, gland plate, sealing gasket and fixing accessories.




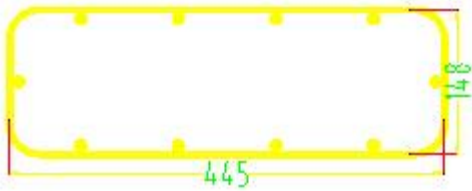


ENGLISH

Sealing Strip



Seal Plate



K2 Lock

