



Colour
is our nature

Highly Integrated 50 Watt LED Driver/Controller

L Series

The L Series products are highly integrated, constant current driver/controllers for high-brightness LED lighting applications, targeted at in-fixture installation. The L Series driver/controllers can be used in a network or as standalone devices. ShowMaster, supported on all eldoLED driver/controllers, allows you to upload show sequences for use in standalone mode. Create and manage your own show sequences using the TOOLbox and freely available PC software.

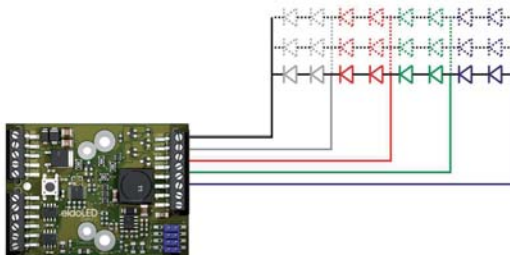
The L Series driver/controllers feature one LED current source for up to 4 LED groups. They are DMX- and LedSync-compatible, allowing 15-bit dimming and colour control and bidirectional communication for driver configuration and temperature read-out.

L-Dot Connector

The L-Dot Connector is the ideal choice for powering 350mA - 1.5A, high-brightness LEDs and is available in a 1-, 2-, 3- and 4-channel version. Thanks to LedSync Out, the L-Dot Connector allows daisy-chaining of SSL fixtures and can broadcast running show sequences to all connected L Series devices.

Single current source, multiple LED colour groups

eldoLED technology drives up to 4 LED (colour) groups from a single, high-precision LED current source, which not only gives the L Series driver/controllers a power efficiency of up to 95% but has also resulted in a break-through form factor.




Example of an LED group wiring schematic

High control resolution

The L-Dot Connector supports a 15-bit control resolution per output channel for accurate dimming and fine colour mixing.

Small form factor: in-fixture installation

The small size of the driver/controller makes it ideally suited for in-fixture installation, leading to less cabling, increased design freedom and improved system cost for luminaire manufacturers.



Low EMI

Shorter LED wires due to in-fixture installation, slew-rate controlled dimming, shielded conductors and the use of a single LED current source all contribute to keeping the driver's EMI emissions at a very low level.

Robust thermal management

The L Series' high efficiency results in less heat at the same light output. This means you can have an equal light output from a smaller package - the driver/controller can even share the heat sink of the LED engine, lowering total system costs. Furthermore, its NTC interface enables various ways of thermal protection, including LED throttling, a graceful decrease of light output until normal operating temperatures are reached.

Features

- USITT DMX512A- and LedSync-compatible
- Break-through form factor: 68mm x 50mm / 2.68" x 1.97"
- Power output of up to 50W
- Onboard thermal interface for NTC

Advantages

- In-fixture installation
- Accurate, smooth dimming and high-res colour mixing
- Power efficiency of up to 95%
- Drive, control and thermal protection per fixture
- Easy network setup
- Low EMI

Electrical data

- LED current settings:
with onboard jumper block: 350mA, 460mA, 700mA, 900mA, 1.1A, 1.2A
with external resistor: all in between values up to 1.5A
- Power output range: 0-50W
- Operating supply voltage range: 24V-32V DC
- Reverse polarity protection
- Efficiency: up to 95%
- Processor: eldoLED FluxLogic 1600 Series
- Independent LED groups: 1, 2, 3 or 4, depending on driver version

Dynamic effects

- Hydra Drive Algorithm Based Modulation
- Control of channel 1 (R), 2 (G), 3 (B) and 4 (W/A): 0 - 100% in 15-bit set point resolution
- Contrast ratio: up to 8,000:1

Thermal data

- Passive cooling: heat sink mounting. Heat sink for driver must be able to dissipate 10% of power consumed by LED engine. E.g. If LEDs consume 50W, driver requires a 5W heat sink.
- Built-in protection against overheating
- NTC interface: for connection of negative temperature coefficient (NTC). NTC enables temperature read-out of driver or LED engine and can be used for thermal throttling function.

Network control

- Network input: USITT DMX512A or LedSync
- Network output: LedSync
- Network input/output: based on RS485 specification
- Input signal update rate: 8ms
- Network resolution: 8 or 16 bit, set at factory or with TOOLbox and PC software
- Network channels used by driver in 8-bit resolution: 1, 2, 3, or 4
- Network channels used by driver in 16-bit resolution: 2, 4, 6 or 8
- Communication: bidirectional for driver configuration and temperature readout
- Start address configuration (LedSync): manually with TOOLbox and PC software or auto-addressing if daisy-chained
- Start address configuration (DMX): manually with TOOLbox and PC software

ShowMaster


- Nine standard shows or up to 20 customer-defined shows set at factory.
- User-defined shows (ShowMaster): up to 20 shows, via TOOLbox and PC software.
- Show selection: via external or onboard switch or TOOLbox and PC software

Connections

- Power: screw terminals (2)
- Data: screw terminals (5)
- NTC: screw terminals (2)
- In-fixture switch: screw terminals (2)

Connections (continued)

- LED current setting: jumper block (1)
- LED groups: screw terminals (5)



Sample schematic of a Lamina Titan RGB

Environmental ratings


- Maximum ambient temperature: 60°C (140°F)
- Minimum ambient temperature: 0°C (32°F)
- Storage ambient temperature: -40°C to 95°C (-40°F to 203°F)
- Relative humidity: non-condensing

Mounting data

- Mounting orientation: any
- Mounting holes: for M3 screws (2) and M4 screws (2)

Dimensions

- LxWxH: 68mm x 50mm x 14mm
2.68" x 1.97" x 0.55"



Ordering information

Description	Product	Order nr
L-Dot Connector 1 Channel 50W	L-Dot/C 1055	LDC10552
L-Dot Connector 2 Channel 50W	L-Dot/C 2055	LDC20552
L-Dot Connector 3 Channel 50W	L-Dot/C 3055	LDC30552
L-Dot Connector 4 Channel 50W	L-Dot/S 4055	LDS40552