


HC-A 4-ESTS

Order No.: 1774911



HEAVYCON male insert, A4 series, 4-pos., screw connection without wire protection, with IP65 sealing screw

Commercial data

GTIN (EAN)	 4 017918 122249
sales group	D014
Pack	10 pcs.
Customs tariff	85366990
Catalog page information	Page 509 (PC-2011)

Product notes

WEEE/RoHS-compliant since:
01/31/2006



<http://www.download.phoenixcontact.com>
Please note that the data given here has been taken from the online catalog. For comprehensive information and data, please refer to the user documentation. The General Terms and Conditions of Use apply to Internet downloads.

Technical data

General data

Note	For housing HC-D7
Connection method	Screw connection
Tightening torque	0.25 Nm
Ambient temperature (operation)	-40 °C ... 125 °C (including heating up of contacts)
Pollution degree	3

Surge voltage category	III
Constructional and testing regulations	DIN VDE 0627/86
	DIN VDE 0110/02.79
	DIN VDE 0110-1/04.97
	IEC 60664-1, DIN IEC 60512
	IEC 60352
Number of positions	4
Insertion/withdrawal cycles	≥ 500
Design	D7
Connection in acc. with standard	IEC / EN
Conductor cross-section	0.5 mm ² ... 1.5 mm ²
Connection cross-section AWG	20 ... 16
Stripping length of the individual wire	5 mm
Assembly instructions	Connectors may be operated only when there is no load/voltage.

Material data

Inflammability class acc. to UL 94	V0
Contact material	Copper alloy
Contact surface material	Ag
Contact carrier material	PA

Electrical characteristics

Rated voltage (III/3)	230 V (Conductor-PE)
	400 V (Conductor-Conductor)
Rated surge voltage	4 kV
Rated current	10 A

Certificates / Approvals

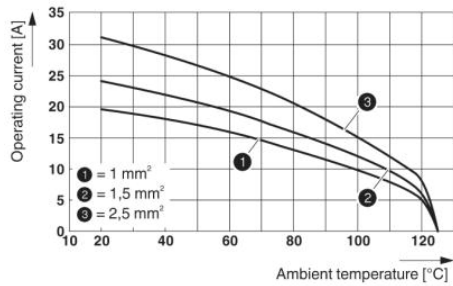


Certification

CSA, GOST, UL

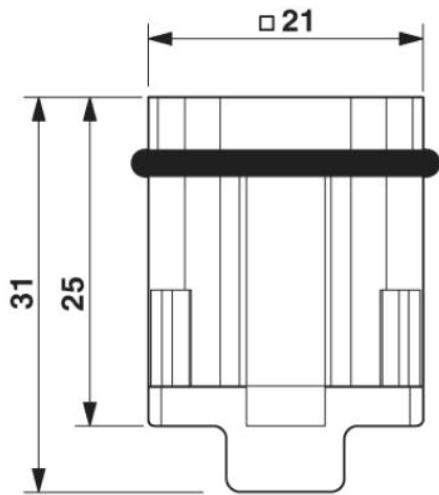
Diagrams/Drawings

Diagram



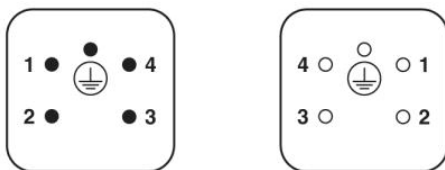
Derating diagram: Series HC-A 3-E..S / HC-A 4-E..S

Dimensioned drawing



Male insert

Schematic diagram



Connector pin assignment connection side: Left pin; right socket