

Inline ME terminal - IB IL AI 2/SF-ME - 2863944

Please be informed that the data shown in this PDF Document is generated from our Online Catalog. Please find the complete data in the user's documentation. Our General Terms of Use for Downloads are valid (<http://download.phoenixcontact.com>)

Inline analog input terminal, Inline ME variants (Machine Edition) complete with accessories (plug and labeling field), 2 inputs, 0-20 mA, 4-20 mA, ± 20 mA, 0-10 V, ± 10 V, 2-conductor connection system




Why buy this product

- Connection of sensors in 2 or 3-wire technology



Key commercial data

Packing unit	1 pc
GTIN	 4 017918 962654
Weight per Piece (excluding packing)	82.3 g
Custom tariff number	85389091
Country of origin	Germany

Technical data

Note:

Utilization restriction	EMC: class A product, see manufacturer's declaration in the download area
-------------------------	---

Dimensions

Width	12.2 mm
Height	119.8 mm
Depth	71.5 mm

Ambient conditions

Ambient temperature (operation)	-25 °C ... 55 °C
Ambient temperature (storage/transport)	-25 °C ... 85 °C
Permissible humidity (operation)	10 % ... 95 % (according to DIN EN 61131-2)
Permissible humidity (storage/transport)	10 % ... 95 % (according to DIN EN 61131-2)
Air pressure (operation)	70 kPa ... 106 kPa (up to 3000 m above sea level)
Air pressure (storage/transport)	70 kPa ... 106 kPa (up to 3000 m above sea level)
Degree of protection	IP20

Inline ME terminal - IB IL AI 2/SF-ME - 2863944

Technical data

General

Weight	47 g
Mounting type	DIN rail
Protection class	III, IEC 61140, EN 61140, VDE 0140-1

Interfaces

Fieldbus system	Lokalbus
Name	Inline local bus
Connection method	Inline data jumper
Transmission speed	500 kBit/s
Transmission physics	Copper

Inline potentials

Communications power U_L	7.5 V DC (via voltage jumper)
Current consumption from U_L	max. 60 mA
	typ. 45 mA
Current consumption from U_S	0 A DC
I/O supply voltage U_{ANA}	24 V DC
Current consumption from U_{ANA}	max. 18 mA
	typ. 13 mA

Analog inputs

Number of inputs	max. 2 (single ended)
Connection method	Inline shield connector
	2, 3-wire
Input name	Analog inputs
A/D conversion time	approx. 120 μ s (per channel)
Resolution A/D	16 bit
Limit frequency (3 dB)	40 Hz
Data formats	IL, IB ST, IB RT, standardized display
Measured value resolution	13 bits (12 bits + sign bit)
Current input signal	0 mA ... 20 mA
	4 mA ... 20 mA
	-20 mA ... 20 mA
Voltage input signal	0 V ... 10 V
	-10 V ... 10 V
Input resistance of voltage input	> 220 k Ω
Precision	0.3 %
Number of inputs	2 (single-ended voltage inputs)
Voltage input signal	0 V ... 10 V
	-10 V ... 10 V
Input resistance of voltage input	220 k Ω
Number of inputs	2 (single-ended current inputs)

Inline ME terminal - IB IL AI 2/SF-ME - 2863944

Technical data

Analog inputs

Current input signal	0 mA ... 20 mA
	4 mA ... 20 mA
	-20 mA ... 20 mA

Classifications

eCl@ss

eCl@ss 4.0	27250303
eCl@ss 4.1	27250303
eCl@ss 5.0	27250303
eCl@ss 5.1	27242601
eCl@ss 6.0	27242601
eCl@ss 7.0	27242601
eCl@ss 8.0	27242601

ETIM

ETIM 2.0	EC001431
ETIM 3.0	EC001596
ETIM 4.0	EC001596
ETIM 5.0	EC001596

UNSPSC

UNSPSC 6.01	43172015
UNSPSC 7.0901	43201404
UNSPSC 11	43172015
UNSPSC 12.01	43201404
UNSPSC 13.2	43201404

Approvals

Approvals

Approvals

UL Recognized / cUL Recognized / cULus Recognized

Ex Approvals


UL Listed / cUL Listed / cULus Listed


Approvals submitted


Inline ME terminal - IB IL AI 2/SF-ME - 2863944

Approvals

Approval details

UL Recognized 

cUL Recognized 

cULus Recognized 

Accessories

Accessories

Labeling panel

Labeling field - IB IL FIELD 2 - 2727501

Labeling field, width: 12.2 mm



Terminal marking

Insert strip - ESL 62X10 - 0809492

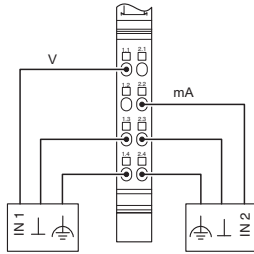
Insert strip, Sheet, white, Unlabeled, Can be labeled with: Office printing systems, Plotter: Laser printer, Mounting type: Insert, Lettering field: 62 x 10 mm



Drawings

Inline ME terminal - IB IL AI 2/SF-ME - 2863944

Connection diagram



Dimensioned drawing

