


Base strip - MC 1,5/ 7-GF-3,81 - 1827910

Please be informed that the data shown in this PDF Document is generated from our Online Catalog. Please find the complete data in the user's documentation. Our General Terms of Use for Downloads are valid (<http://phoenixcontact.com/download>)

Header, Nominal current: 8 A, Rated voltage (III/2): 160 V, Number of positions: 7, Pitch: 3.81 mm, Color: green, Contact surface: Tin, Mounting: Soldering




The figure shows a 10-position version of the product

Why buy this product

- Versions with engagement noses for locking plugs with self-locking flanges
- Plug-in direction parallel and vertical to the PCB
- Low-profile pin strips with compact pitches
- Individual position coding by inserting coding profiles



Key commercial data

Packing unit	100 pc
GTIN	 4 017918 050368
Weight per Piece (excluding packing)	3.02 g
Custom tariff number	85366990
Country of origin	Germany

Technical data

Dimensions

Length	9.2 mm
Pitch	3.81 mm
Dimension a	22.86 mm
Pin dimensions	0,8 x 0,8 mm
Hole diameter	1.2 mm

General

Range of articles	MC 1,5/...-GF
Insulating material group	IIIa
Rated surge voltage (III/3)	2.5 kV
Rated surge voltage (III/2)	2.5 kV

Base strip - MC 1,5/ 7-GF-3,81 - 1827910

Technical data

General

Rated surge voltage (II/2)	2.5 kV
Rated voltage (III/3)	160 V
Rated voltage (III/2)	160 V
Rated voltage (II/2)	250 V
Connection in acc. with standard	EN-VDE
Nominal current I _N	8 A
Maximum load current	8 A
Insulating material	PBT
Inflammability class according to UL 94	V0
Color	green
Number of positions	7

Classifications

eCl@ss

eCl@ss 4.0	272607xx
eCl@ss 4.1	27260701
eCl@ss 5.0	27260701
eCl@ss 5.1	27260701
eCl@ss 6.0	27260704
eCl@ss 7.0	27440402
eCl@ss 8.0	27440402

ETIM

ETIM 3.0	EC001121
ETIM 4.0	EC002637
ETIM 5.0	EC002637

UNSPSC

UNSPSC 6.01	30211810
UNSPSC 7.0901	39121409
UNSPSC 11	39121409
UNSPSC 12.01	39121409
UNSPSC 13.2	39121409

Approvals

Approvals

Approvals

CSA / UL Recognized / VDE Gutachten mit Fertigungsüberwachung / cUL Recognized / IECCE CB Scheme / CCA / EAC / cULus Recognized

Base strip - MC 1,5/ 7-GF-3,81 - 1827910

Approvals

Ex Approvals

Approvals submitted

Approval details

CSA

	B	D
Nominal current IN	8 A	8 A
Nominal voltage UN	300 V	300 V

UL Recognized

	B	D
Nominal current IN	8 A	8 A
Nominal voltage UN	300 V	300 V

VDE Gutachten mit Fertigungsüberwachung

Nominal current IN	8 A
Nominal voltage UN	160 V

cUL Recognized

	B	D
Nominal current IN	8 A	8 A
Nominal voltage UN	300 V	300 V

IECEE CB Scheme


Nominal current IN	8 A
Nominal voltage UN	160 V

Base strip - MC 1,5/ 7-GF-3,81 - 1827910

Approvals

CCA	
Nominal current I _N	8 A
Nominal voltage U _N	160 V

EAC



Accessories

Accessories

Coding element

Coding profile - CP-MSTB - 1734634

Coding profile, is inserted into the slot on the plug or inverted header, red insulating material



Labeled terminal marker

Marker card - SK 3,81/2,8:FORTL.ZAHLEN - 0804109



Marker card, Card, white, labeled, Horizontal: Consecutive numbers 1 - 10, 11 - 20, etc. up to 91 - (99)100, Mounting type: Adhesive, for terminal block width: 3.81 mm, Lettering field: 3.81 x 2.8 mm

Fiber optics - MC 1,5/10-LWL 1,5-3,81 - 1841174

Fiber optics, Pitch: 3.81 mm, Number of positions: 10, Dimension a: 1.5 mm, Color: transparent



Base strip - MC 1,5/ 7-GF-3,81 - 1827910

Accessories

Fiber optics - MC 1,5/10-LWL 2,3-3,81 - 1841190

Fiber optics, Pitch: 3.81 mm, Number of positions: 10, Dimension a: 2.3 mm, Color: transparent



Fiber optics - MC 1,5/10-LWL 4-3,81 - 1841213

Fiber optics, Pitch: 3.81 mm, Number of positions: 10, Dimension a: 4 mm, Color: transparent




Additional products

Printed-circuit board connector - MCVW 1,5/ 7-STF-3,81 - 1828540



Plug component, Nominal current: 8 A, Rated voltage (III/2): 160 V, Number of positions: 7, Pitch: 3.81 mm, Connection method: Screw connection, Color: green, Contact surface: Tin

Printed-circuit board connector - QC 0,5/ 7-STF-3,81 - 1897597



Plug component, Nominal current: 6 A, Rated voltage (III/2): 200 V, Number of positions: 7, Pitch: 3.81 mm, Connection method: Insulation displacement connection QUICKON, Color: green, Contact surface: Tin

Printed-circuit board connector - MCC 1/ 7-STZF-3,81 - 1852419



Plug component, Nominal current: 8 A, Rated voltage (III/2): 160 V, Number of positions: 7, Pitch: 3.81 mm, Connection method: Crimp connection, Color: green, Corresponding female crimp contacts with current [A] and conductor cross section range [mm²] data: 5A/MCC-MT 0,2-0,35 (1859988); 8A/MCC-MT 0,5-1,0 (1859991)

Base strip - MC 1,5/ 7-GF-3,81 - 1827910

Accessories

Printed-circuit board connector - FK-MCP 1,5/ 7-STF-3,81 - 1851287

Plug component, Nominal current: 8 A, Rated voltage (III/2): 160 V, Number of positions: 7, Pitch: 3.81 mm, Connection method: Spring-cage connection, Color: green, Contact surface: Tin



Printed-circuit board connector - FRONT-MC 1,5/ 7-STF-3,81 - 1850903

Plug component, Nominal current: 8 A, Rated voltage (III/2): 160 V, Number of positions: 7, Pitch: 3.81 mm, Connection method: Screw connection, Color: green, Contact surface: Tin



Printed-circuit board connector - MCVR 1,5/ 7-STF-3,81 - 1828391

Plug component, Nominal current: 8 A, Rated voltage (III/2): 160 V, Number of positions: 7, Pitch: 3.81 mm, Connection method: Screw connection, Color: green, Contact surface: Tin



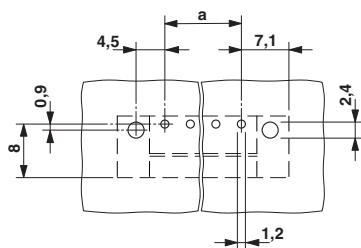
Printed-circuit board connector - MC 1,5/ 7-STF-3,81 - 1827758

Plug component, Nominal current: 8 A, Rated voltage (III/2): 160 V, Number of positions: 7, Pitch: 3.81 mm, Connection method: Screw connection, Color: green, Contact surface: Tin

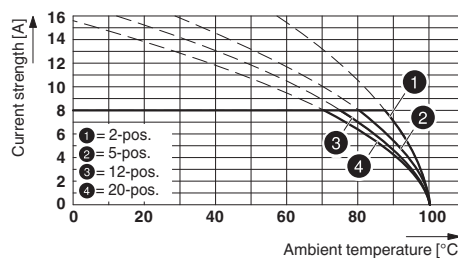


Drawings

Drilling diagram



Diagram



Type: MC 1,5/...-STF-3,81 with MC 1,5/...-GF-3,81

Base strip - MC 1,5/ 7-GF-3,81 - 1827910

Dimensioned drawing

