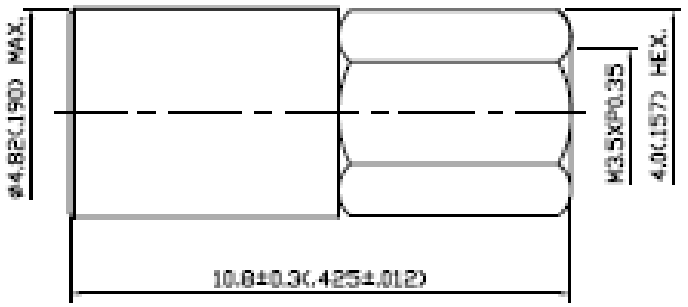

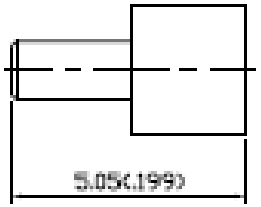

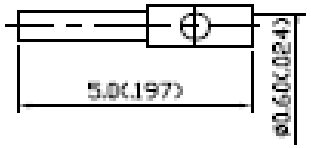

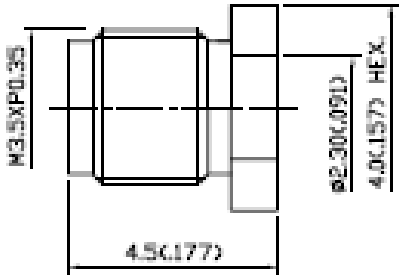

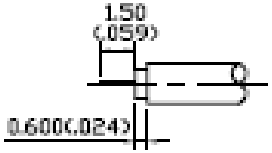

STRIPPING DIMENSION

1.0 ELECTRICAL

1.1 FREQUENCY RANGE: DC–4 GHz
1.2 NOMINAL IMPEDANCE: 50 OHM
1.3 WORKING VOLTAGE: 250 VOLTS MAX.
1.4 PROOF VOLTAGE: 500 VOLTS
1.5 VSWR: 1.3 MAX.

2.0 MATERIALS

2.1 BODIES: BRASS PER JIS–C3604
BERYLLIUM COPPER PER ASTM B196 UNS C17300
2.2 CENTER CONTACT: BERYLLIUM COPPER PER ASTM B196 UNS C17300
2.3 INSULATION: TEFLON PER ASTM D1457 AND ASTM D1710

3.0 FINISHES AND OTHERS

3.1 SEE BELOW TABLE FOR DETAILS.

4.0 MECHANICAL

4.1 INTERFACE IN ACCORDANCE WITH: MIL-STD-348A
4.2 FOR USE WITH RG405 OR SIMILAR STYLE CABLE
4.3 CABLE ATTACHMENT: OUTER: SOLDER, INNER: SOLDER

5.0 ENVIRONMENTAL

5.1 OPERATING TEMPERATURE RANGE: -65° C TO +165° C

NO	DESCRIPTION	MATERIAL	Q'TY	FINISH
5	SOLDER NUT	BRASS	1	GOLD 3μ" MIN.
4	CENTER CONTACT	BERYLLIUM COPPER	1	GOLD 30μ" MIN.
3	INSULATION	TEFLON	1	NONE
2	BODY	BERYLLIUM COPPER	1	GOLD 3μ" MIN.
1	SHELL	BRASS	1	GOLD 3μ" MIN.

APPROVED by _____ DATE: _____

DESCRIPTION	SSMB STRAIGHT PLUG CLAMP								
製圖	DRAWN: Yoko	TOLERANCE		品名 TITLE	46-01-1 T.G.G RG405 (500) \RoHS COMPLIANT	日期	DATE: 04.17.07'	版次	REV.: A-0
檢圖	CHECK: Arc	.X	±0.2	單位	UNIT: mm(in)	DWG.NO.	46-0010		
審定	APPROVAL: Lewis	.XX	±0.1						
		.XXX	±0.05	比例	SCALE: 8:1				
		ANGLE	±5°						