



1/2" DR. FLEX HANDLE

PART NO.	L MM			G.W. (kg)
13909	250	4	24	14.7
13911	375	4	16	19.4
13951	432	4	24	22.9



ANSI B107.10M
DIN 3122



1/2" DR. SLIDING T-BAR

PART NO.	L MM			G.W. (kg)
13910	250	4	24	11.7



ANSI B107.10M
DIN 3122

1/2" DR. UNIVERSAL JOINT



PART NO.	DRIVER INCH	L MM			G.W. (kg)
13912	1/2"	70.6	4	48	6.3



ANSI B107.10M
DIN 3123

⚠ These sockets accessories should never be used on powers driver and / or extenders.

1/2" DR. ADAPTER

PART NO.	F INCH	M INCH			G.W. (kg)
13913	1/2"	3/8"	4	56	9.2
13950	1/2"	3/4"	4	120	9.2



ANSI B107.10M
DIN 3123

⚠ These sockets accessories should never be used on powers driver and / or extenders.

1/2" DR. X 5/16" SHANK BIT COUPLER



PART NO.	SHANK INCH	DRIVE INCH			G.W. (kg)
13914	5/16"	1/2"	6	72	8.1



ANSI B107.10M
DIN 3123

⚠ These sockets accessories should never be used on powers driver and / or extenders.

1/2" DR. SPARK PLUG SOCKET


PART NO.	SIZE			G.W. (kg)
13915	16MM	4	72	10.7
13916	21MM	4	80	15.7
13917	5/8"	4	48	10.7
13918	13/16"	4	48	9.6



ANSI B107.34M

⚠ These sockets accessories should never be used on powers driver and / or extenders.

1/2" DR. OFFSET HANDLE

PART NO.	L MM			G.W. (kg)
13919	260	4	24	11.5



ANSI B107.10M
DIN 3122

1/2" DR. 3-WAY ADAPTER

PART NO.	F INCH	M INCH			G.W. (kg)
13930	1/2"	3/8"	4	56	6.4



ANSI B107.10M
DIN 3123

⚠ These sockets accessories should never be used on powers driver and / or extenders.