


# DEK-OE- 24DC/ 48DC/100/T


Order No.: 2964254



<http://catalog.phoenixcontact.net/phoenix/treeViewClick.do?UID=2964254>

Input solid-state relay terminal block, input: 24 V DC, output: 3 - 48 V DC/100 mA, with isolating plug in output, terminal block width: 6.2 mm



Commercial data	
EAN	 4 017918 100803
Pack	10 Pcs.
Customs tariff	85364190
Product key	106120
Catalog page information	Page 71 (IF-2002)

#### Product notes

WEEE/RoHS-compliant since:  
01/02/2006



<http://www.download.phoenixcontact.com>  
Please note that the data given here has been taken from the online catalog. For comprehensive information and data, please refer to the user documentation. The General Terms and Conditions of Use apply to Internet downloads.

### Technical data

Input data	
Nominal input voltage $U_N$	24 V DC $\pm$ 10%
Switching threshold "0" signal in reference to $U_N$	$\leq$ 0.4

Switching threshold "1" signal in reference to $U_N$	$\geq 0.8$
Typical input current at $U_N$	6.5 mA
Typical response time	40 $\mu$ s (delay)
Typical turn-off time	40 $\mu$ s (delay)
Status display	Yellow LED
Type of protection	Protection against polarity reversal
Protective circuit/component	Bridge rectifier
Transmission frequency	30 Hz

#### Output data

Output nominal voltage range	3 V DC ... 48 V DC
Limiting continuous current	100 mA
Voltage drop at max. limiting continuous current	$\leq 0.9$ V
Output circuit	2-wire, floating
Type of protection	Protection against polarity reversal
	Surge protection
Protective circuit/component	Polarity protection diode

#### Connection data

Connection method	Screw connection
Stripping length	8 mm
Screw thread	M3
Conductor cross section solid min.	0.2 mm <sup>2</sup>
Conductor cross section solid max.	2.5 mm <sup>2</sup>
Conductor cross section stranded min.	0.2 mm <sup>2</sup>
Conductor cross section stranded max.	2.5 mm <sup>2</sup>
Conductor cross section AWG/kcmil min.	24
Conductor cross section AWG/kcmil max	14

#### General data

Width	6.2 mm
Height	80 mm
Depth	56 mm
Test voltage input/output	2.5 kV AC
Ambient temperature (operation)	-20 °C ... 60 °C
Ambient temperature (storage/transport)	-20 °C ... 70 °C
Mounting position	Any

Assembly instructions	In rows with zero spacing
Operating mode	100% operating factor
Standards/regulations	IEC 60664
	IEC 60664 A
	DIN VDE 0110
Pollution degree	2
Surge voltage category	III

### Certificates / Approvals

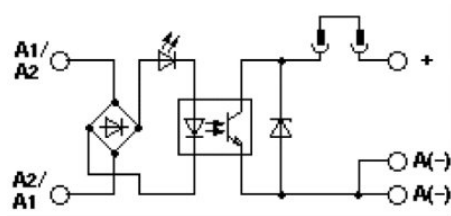
Certification	GOST
---------------	------

### Accessories

Item	Designation	Description
<b>Assembly</b>		
2716949	D-DEK 1,5 GN	Cover for setting the end of a terminal row, color: green
<b>Bridges</b>		
2716648	EB 2- DIK BU	Insertion bridge, Number of positions: 2, Color: blue
2716693	EB 2- DIK RD	Insertion bridge, Number of positions: 2, Color: red
2716651	EB 3- DIK BU	Insertion bridge, Number of positions: 3, Color: blue
2716745	EB 3- DIK RD	Insertion bridge, Number of positions: 3, Color: red
2716664	EB 4- DIK BU	Insertion bridge, Number of positions: 4, Color: blue
2716758	EB 4- DIK RD	Insertion bridge, Number of positions: 4, Color: red
2716677	EB 5- DIK BU	Insertion bridge, Number of positions: 5, Color: blue
2716761	EB 5- DIK RD	Insertion bridge, Number of positions: 5, Color: red
2716680	EB 10- DIK BU	Insertion bridge, Number of positions: 10, Color: blue
2716774	EB 10- DIK RD	Insertion bridge, Number of positions: 10, Color: red
2715940	EB 80- DIK BU	Insertion bridge, Number of positions: 80, Color: blue
2715953	EB 80- DIK RD	Insertion bridge, Number of positions: 80, Color: red
2715788	EB 80- DIK WH	Insertion bridge, Number of positions: 80, Color: white

## Drawings

### Circuit diagram



Connection data incl. use groups

---



**Address**

Nanjing Phoenix Contact Co. Ltd.  
No. 36 Phoenix Road - Jiangning Development Zone /  
P.O. Box 236 Jiangning Nanjing  
CN-211100 Nanjing, China  
Phone +86/25-5212-1888  
Fax +86/25-5212-1999 or 1555  
<http://www.phoenixcontact.com.cn>



© 2012 Phoenix Contact  
Technical modifications reserved;