

Lightning arrester type 1 - FLT-CP-PLUS-2C-350 - 2882679

Please be informed that the data shown in this PDF Document is generated from our Online Catalog. Please find the complete data in the user's documentation. Our General Terms of Use for Downloads are valid (<http://phoenixcontact.com/download>)




Pluggable lightning current arrester, in acc. with type 1/class I/B for 2-phase power supply networks with combined PE and N (L1, L2, PEN) installed in one cable.

Why buy this product

- ✓ Plugs can be checked with CHECKMASTER
- ✓ High continuous voltage of 350 V AC for 230/400 V AC networks with high voltage fluctuations
- ✓ With floating remote indication contact
- ✓ Optical, mechanical status indication for the individual arresters
- ✓ Thermal disconnect device for each individual plug
- ✓ Can be used in the pre-meter area



Key commercial data

Packing unit	1 pc
GTIN	 4 046356 098212
Weight per Piece (excluding packing)	783.71 g
Custom tariff number	85363010
Country of origin	Germany
Note	Made to Order (non-returnable)

Technical data

Dimensions

Height	95 mm
Width	71.2 mm
Depth	71.5 mm
Horizontal pitch	4 Div.

Ambient conditions

Degree of protection	IP20 (only when all terminal points are used)
----------------------	---

Lightning arrester type 1 - FLT-CP-PLUS-2C-350 - 2882679

Technical data

Ambient conditions

Ambient temperature (operation)	-40 °C ... 80 °C
Ambient temperature (storage/transport)	-40 °C ... 80 °C
Altitude	≤ 2000 m (amsl (above mean sea level))
Permissible humidity (operation)	5 % ... 95 %
Shock (operation)	25g (half sinus / 11 ms / 3x ±X, ±Y, ±Z)
Vibration (operation)	5g (5 - 500 Hz/2.5 h/X, Y, Z)

General

Standards/specifications	IEC 61643-11 2011
	EN 61643-11 2012
IEC test classification	I / II
	T1 / T2
EN type	T1 / T2
IEC power supply system	TN-C
Lightning protection class	III / IV
Number of ports	One
SPD design	Voltage-switching type
Mode of protection	L-PEN
Mounting type	DIN rail: 35 mm
Color	gray/blue
	black
Housing material	PBT
Pollution degree	2
Inflammability class according to UL 94	V-0
Type	DIN rail module, two-section, divisible
Number of positions	2
Surge protection fault message	Optical, remote indicator contact

Protective circuit

Nominal voltage U_N	240/415 V AC (TN-C)
Nominal frequency f_N	50 Hz (60 Hz)
Maximum continuous operating voltage U_C (L-PEN)	350 V AC
Rated load current I_L	125 A (< 55 °C)
Nominal discharge current I_n (8/20) μ s (L-PEN)	25 kA
Maximum discharge current I_{max} (8/20) μ s (L-PEN)	50 kA
Impulse discharge current (10/350) μ s (L-PEN), charge	12.5 As
Impulse discharge current (10/350) μ s (L-PEN), specific energy	160 kJ/ Ω
Impulse discharge current (10/350) μ s (L-PEN), peak current value I_{imp}	25 kA
Total discharge current I_{Total} (10/350) μ s	50 kA
Follow current interrupt rating I_{fi} (L-PEN)	50 kA
Short-circuit current rating I_{SCCR}	50 kA

Lightning arrester type 1 - FLT-CP-PLUS-2C-350 - 2882679

Technical data

Protective circuit

Voltage protection level U_p (L-PEN)	≤ 1.5 kV
Residual voltage U_{res} (L-PEN)	≤ 1.5 kV (at I_n)
Front of wave sparkover voltage at 6 kV (1.2/50) μ s (L-PEN)	≤ 1.5 kV
TOV behavior at U_T (L-PEN)	415 V AC (5 s / withstand mode)
	440 V AC (120 min / withstand mode)
Response time t_A (L-PEN)	≤ 100 ns
Max. backup fuse with branch wiring	315 A AC (gG)
Max. backup fuse with V-type through wiring	125 A AC (gG)

Indicator/remote signaling

Connection name	Remote fault indicator contact
Switching function	PDT contact
Operating voltage	12 V AC ... 250 V AC
	125 V AC (UL)
	125 V DC (200 mA DC)
Operating current	10 mA AC ... 1 A AC
	1 A AC (UL)
	1 A DC (30 V DC)
Connection method	Plug-in/screw connection via COMBICON
Screw thread	M2
Tightening torque	0.25 Nm
	4 lb _f -in. (UL)
Stripping length	7 mm
Conductor cross section stranded min.	0.14 mm ²
Conductor cross section stranded max.	1.5 mm ²
Conductor cross section solid min.	0.14 mm ²
Conductor cross section solid max.	1.5 mm ²
AWG conductor cross section	28 ... 16
	30 ... 14 (UL)

Connection data

Connection method	Screw terminal blocks
Conductor cross section stranded min.	2.5 mm ²
Conductor cross section stranded max.	25 mm ²
Conductor cross section solid min.	2.5 mm ²
Conductor cross section solid max.	35 mm ²
AWG conductor cross section	13 ... 2
	12 ... 2 (UL)
Screw thread	M5
Tightening torque	4.5 Nm
	40 lb _f -in. (UL)

Lightning arrester type 1 - FLT-CP-PLUS-2C-350 - 2882679

Technical data

Connection data

Stripping length	18 mm
------------------	-------

UL specifications

UL class	Type 4 SPD for Type 2 applications
Maximum continuous operating voltage MCOV (L-L)	528 V AC
Maximum continuous operating voltage MCOV (L-G)	264 V AC
Nom. voltage	240 V AC
Mode of protection	L-L
	L-G
Power distribution system	3D
Nominal frequency	50/60 Hz
Voltage protection rating VPR (L-L)	2 kV
Voltage protection rating VPR (L-G)	1.2 kV
Nominal discharge current I _n (L-L)	20 kA
Nominal discharge current I _n (L-G)	20 kA
Follow current (L-N)	10 kA (264 V AC)

Classifications

eCl@ss

eCl@ss 4.0	27140201
eCl@ss 4.1	27130801
eCl@ss 5.0	27130801
eCl@ss 5.1	27130801
eCl@ss 6.0	27130802
eCl@ss 7.0	27130802
eCl@ss 8.0	27130802

ETIM

ETIM 2.0	EC000941
ETIM 3.0	EC000941
ETIM 4.0	EC000381
ETIM 5.0	EC000381

UNSPSC

UNSPSC 6.01	30212010
UNSPSC 7.0901	39121610
UNSPSC 11	39121610
UNSPSC 12.01	39121610
UNSPSC 13.2	39121620

Lightning arrester type 1 - FLT-CP-PLUS-2C-350 - 2882679

Approvals

Approvals


Approvals


UL Recognized / cUL Recognized / KEMA-KEUR / CCA / IECEE CB Scheme / EAC / cULus Recognized

Ex Approvals

Approvals submitted


Approval details

UL Recognized 

cUL Recognized 

KEMA-KEUR 

CCA

IECEE CB Scheme 

EAC

cULus Recognized 

Accessories

Accessories

Device marking

Lightning arrester type 1 - FLT-CP-PLUS-2C-350 - 2882679

Accessories

Zack marker strip - ZBN 18:UNBEDRUCKT - 2809128



Zack marker strip, Strip, white, unlabeled, can be labeled with: Plotter, Mounting type: Snap into tall marker groove, for terminal block width: 18 mm, Lettering field: 18 x 5 mm

Zack marker strip - ZBN 18:UNBEDRUCKT - 2809128



Zack marker strip, Strip, white, unlabeled, can be labeled with: Plotter, Mounting type: Snap into tall marker groove, for terminal block width: 18 mm, Lettering field: 18 x 5 mm

End block

End clamp - CLIPFIX 35 - 3022218



Quick mounting end clamp for NS 35/7,5 DIN rail or NS 35/15 DIN rail, with marking option, width: 9.5 mm, color: gray

Labeled device marker

Marker for terminal blocks - ZBN 18,LGS:L1-N,ERDE - 2749576



Marker for terminal blocks, Strip, white, labeled, Horizontal: L1, L2, L3, N, GND, Mounting type: Snap into tall marker groove, for terminal block width: 18 mm, Lettering field: 18 x 5 mm

Marker for terminal blocks - ZBN 18,LGS:ERDE - 2749589



Marker for terminal blocks, Strip, white, labeled, Horizontal: Grounding symbol, Mounting type: Snap into tall marker groove, for terminal block width: 18 mm, Lettering field: 18 x 5 mm

Marker pen

Lightning arrester type 1 - FLT-CP-PLUS-2C-350 - 2882679

Accessories

Marker pen - B-STIFT - 1051993



Marker pen, for manual labeling of unprinted Zack strips, smear-proof and waterproof, line thickness 0.5 mm

Terminal marking

Flat zack marker sheet - ZBFM 5/WH:UNBEDRUCKT - 0803595



Flat zack marker sheet, Sheet, white, unlabeled, can be labeled with: Plotter, Mounting type: Snap into flat marker groove, for terminal block width: 5.2 mm, Lettering field: 5 x 4.5 mm

Spare parts

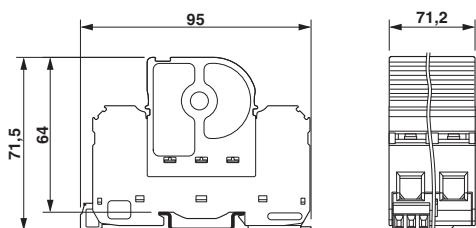
Type 1 surge protection plug - FLT-CP-PLUS-350-ST - 2859913



Type 1 / Class I / B arrester (lightning arrester) replacement plug for paths L-N and L-PEN, can be combined with FLASHTRAB compact series of products.

Drawings

Dimensioned drawing



Circuit diagram

