



INDOOR UNHEATED SAFETY SHOWER

- Designed in accordance with ANSI and EU guidelines
- Ring Main Mounted Unheated Safety Shower
- Hughes ball valve for greater reliability and longer life
- Available in Galvanised or Stainless Steel
- Choice of optional components including alarms and shower heads



Indoor Unheated Safety Showers EXP-23G EXP-23GS

Indoor Unheated Safety Shower

Hughes Safety Showers manufacture an Unheated Ring Main Mounted Emergency Safety Shower.

EXP-23G
(Galv M.S.)

Pipework available in Galvanised Mild Steel or Stainless Steel.

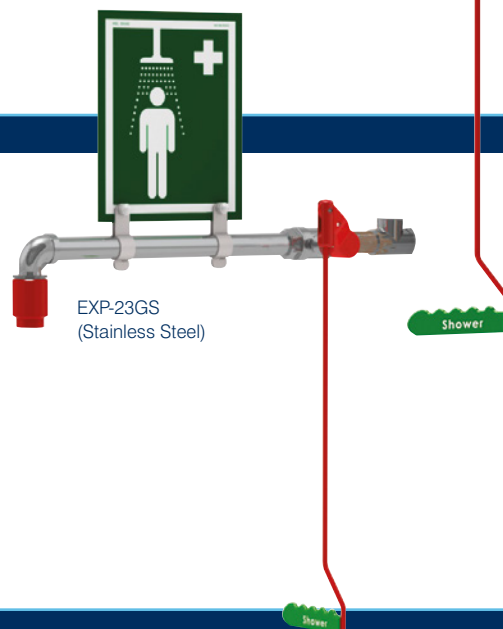
As above with wall mounting plate STD-23G/H.

Also available as Over-Door model STD-23G/OD.



Specification

The shower is operated by a pull handle for ease of use in an emergency. It has a removable self-draining overhead shower nozzle, which is specifically designed for high flow rates in line with ANSI and EU standards.



EXP-23GS
(Stainless Steel)

Hughes Ball Valve

- Designed using the latest 3D modelling software
- Specifically developed for Hughes Emergency Shower and Eye wash equipment
- Stainless steel construction to cope with the harshest atmospheres
- Low operating torque designed for ease of operation
- Tested and witnessed by independent test house specialist
- Designed for rough service



HUGHES



HUGHES-SAFETY-SHOWERS.CO.UK



THE QUEEN'S AWARDS
FOR ENTERPRISE:
INTERNATIONAL TRADE
2012



Health &
Wellbeing
Award



INVESTORS
IN PEOPLE | Champion





Indoor Unheated Safety Showers
EXP-23G
 EXP-23GS

TECHNICAL DETAILS

Indoor Unheated Safety Shower

MATERIALS OF CONSTRUCTION

PIPEWORK & FITTINGS (G)	Galvanised Mild Steel with 150lb medium wall tubulars and fittings
PIPEWORK & FITTINGS (GS)	316L Stainless Steel with 150lb medium wall tubulars and fittings
OPERATING VALVE	Hughes - 316 Stainless Steel
SHOWER SPRAY OUTLET	Hughes Shower Nozzle Moulded Nylon 6
STANDARD FINISH (Galvanised Mild Steel)	Green Powder Coated (Alternative colours available)
STANDARD FINISH (Stainless Steel)	Polished Brush Finish (Paint options available)

SERVICES

WATER INLET	1" Male BSP
DESIGN OPERATING PRESSURE	1.5 to 6 BAR G (Higher supply pressures accommodated with the incorporation of the optional Pressure Reducing Valve)
TEST PRESSURE	10.3 BAR G
MINIMUM FLOW AT OPERATING PRESSURE	Shower: 76 litres/minute minimum

ENVIRONMENTAL OPERATING TEMPERATURE

MINIMUM AMBIENT OPERATING TEMP	5° C (41° F)
MAXIMUM AMBIENT OPERATING TEMP	35° C (95° F)

OPERATIONAL

SHOWER/BODY SPRAY OPERATION	Pull Handle
-----------------------------	-------------


WEIGHTS and DIMENSIONS

DIMENSIONS (STANDARD ORIENTATION)	100(W) x 635(D) x 130mm(H)
WEIGHT (NO OPTIONS)	3Kg

Standards



- ALLOCATE A LOCATION REFERENCE FOR EASE OF IDENTIFICATION
- ALL UNITS TO BE ACTIVATED WEEKLY - ANSI Z358.1 2009
- SAFETY SHOWER/EYE WASH MUST BE LOCATED WITHIN 10 SECONDS OR 15 METRES OF A POTENTIAL HAZARD - ANSI Z358.1 2009
- THE UNIT MUST BE LOCATED ON THE SAME LEVEL AS THE HAZARD AND THE PATH OF TRAVEL & LOCAL AREA SHOULD BE FREE FROM OBSTRUCTIONS - ANSI Z358.1 2009
- THE UNIT SHOULD BE WELL LIT AND IDENTIFIED WITH HIGHLY VISIBLE SIGNAGE TO BS EN ISO 7010 - ANSI Z358.1 2009
- FLUSH FOR SUFFICIENT DURATION TO PURGE THE SUPPLY PIPE WITH FRESH WATER
- REPLACE WORN OR ILLEGIBLE SAFETY SIGNS AND STICKERS
- SIGN & DATE SERVICE TAG WHEN SERVICE COMPLETED



HUGHES

HUGHES-SAFETY-SHOWERS.CO.UK





Indoor Unheated Safety Showers
EXP-23G
 EXP-23GS

OPTIONS

Options



Shower Sign



Well Glass Light



ABS Shower Rose



Stainless Steel Shower Rose



Optiflex



Shower Proximity Switch



Flow Switch



Audible/Visual Alarm



Audible Alarm



Visual Alarm



Pressure Reducing Valve



Inlet Flange

Optional Fittings	Shower Sign	Well Glass Light with Mounting Brackets	ABS Shower Rose	Stainless Steel Shower Rose	Optiflex	Shower Proximity Switch	Flow Switch	Audible/Visual Alarm	Audible Alarm	Visual Alarm	Brass Pressure Reducing Valve	Inlet Flange
-------------------	-------------	-----------------------------------------	-----------------	-----------------------------	----------	-------------------------	-------------	----------------------	---------------	--------------	-------------------------------	--------------


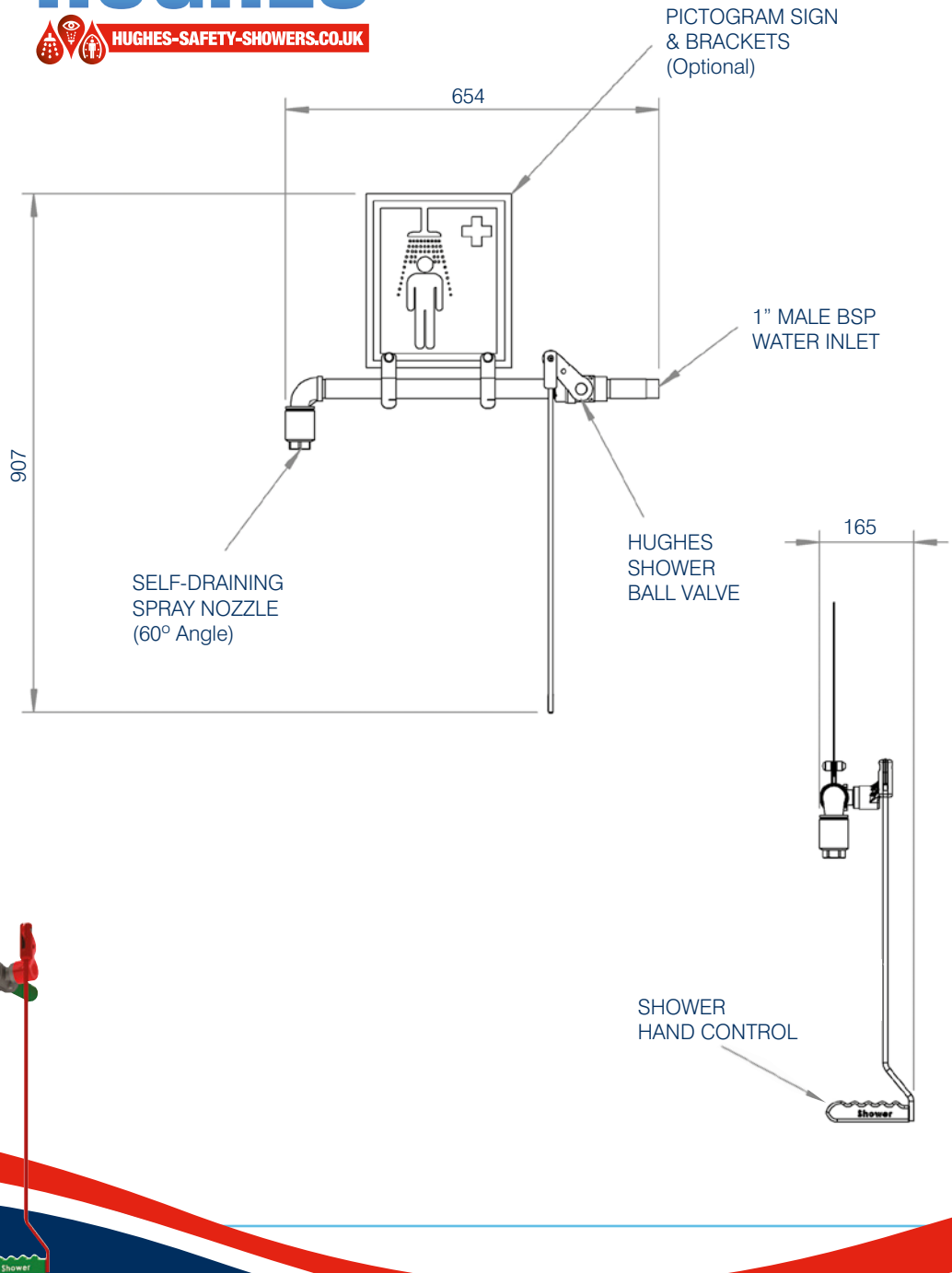
EXP-23G	●	●	●	●	●	●	●	●	●	●	●	●
EXP-23GS	●	●	●	●	●	●	●	●	●	●	●	●



Indoor Unheated Safety Showers
EXP-23G
EXP-23GS

G.A. DRAWING

HUGHES



HUGHES SAFETY SHOWERS LTD
Whitefield Road, Bredbury, Stockport, Cheshire, SK6 2SS England, UK.
T: +44 (0)161 430 6618
E: info@hughes-safety-showers.co.uk F: +44 (0)161 430 7928

www.hughes-safety-showers.co.uk

Registered No. 0939240. VAT Registration No. 918 5005 32. Hughes Safety Showers Ltd is a wholly owned subsidiary of the JD Hughes Group PLC.

