



CONTACT MODULE WITH 1 CONTACT ELEMENT, 1NO, SPRING-TYPE TERMINAL, FOR BASE MOUNTING

Figure similar

product brand name	SIRIUS ACT
Product designation	Commanding and signaling devices
Design of the product	Contact module

Contact block/ lampholder:

<b>Suitability for integration</b>		
• pressure selection button		Yes
• front element		No
• Pendant pushbutton		Yes
• Pendant switch		Yes

General technical data:

<b>Product function</b>		
• positive opening		No
<b>Insulation voltage</b>		
• Rated value	V	500
<b>Type of voltage</b>		
• of the operating voltage		AC/DC
• of the input voltage		AC/DC
<b>Degree of pollution</b>		3
<b>Vibration resistance</b>		
• acc. to IEC 60068-2-6		10 ... 500 Hz: 5g
<b>Surge voltage resistance Rated value</b>	kV	6
<b>Operating frequency maximum</b>	1/h	3 600
<b>Mechanical service life (switching cycles)</b>		
• typical		10 000 000

<b>Electrical endurance (switching cycles)</b>		
• typical		10 000 000
<b>Thermal current</b>	A	10
<b>Protection class IP</b>		
• of the enclosure		IP40
• of the terminal		IP20
<b>Equipment marking</b>		
• acc. to DIN EN 61346-2		S
• acc. to DIN EN 81346-2		S
<b>Design of the fuse link for short-circuit protection of the auxiliary switch with type of assignment 1 required</b>		gG / Dz 10 A, quick-acting / Dz 10 A
<b>Continuous current of the C characteristic MCB</b>	A	10
<b>Operating voltage</b>		
• with AC		
— at 50 Hz Rated value	V	5 ... 500
— at 60 Hz Rated value	V	5 ... 500
• for DC Rated value		
— maximum	V	500
— minimum	V	5

#### Power Electronics:

<b>Contact reliability</b>		One maloperation per 100 million (17 V, 5 mA), one maloperation per 10 million (5 V, 1 mA)
----------------------------	--	--

#### Auxiliary circuit:

<b>Number of NC contacts</b>		
• for auxiliary contacts		0
<b>Number of NO contacts</b>		
• for auxiliary contacts		1
<b>Number of CO contacts</b>		
• for auxiliary contacts		0
<b>Design of the contact of the auxiliary contacts</b>		Silver alloy
<b>Operating current at AC-12</b>		
• at 110 V Rated value	A	10
• at 48 V Rated value	A	10
• at 400 V Rated value	A	8
• at 24 V Rated value	A	10
• at 230 V Rated value	A	8
<b>Operating current at AC-15</b>		
• at 230 V Rated value	A	6
• at 400 V Rated value	A	3
<b>Operating current</b>		
• at DC-13 at 400 V Rated value	A	0.1

<b>Operating current</b>		
<ul style="list-style-type: none"> <li>• at DC-12 <ul style="list-style-type: none"> <li>— at 110 V Rated value</li> </ul> </li> <li>• at DC-13 <ul style="list-style-type: none"> <li>— at 24 V Rated value</li> <li>— at 110 V Rated value</li> </ul> </li> </ul>	A	2.5
	A	3
	A	0.7

#### Connections/ Terminals:

<b>Type of electrical connection</b>		spring-loaded terminals
<b>Type of connectable conductor cross-section</b>		
<ul style="list-style-type: none"> <li>• solid without core end processing</li> </ul>		2x (0.25 ... 1.5 mm <sup>2</sup> )
<ul style="list-style-type: none"> <li>• finely stranded with core end processing</li> </ul>		2x (0.25 ... 0.75 mm <sup>2</sup> )
<ul style="list-style-type: none"> <li>• finely stranded without core end processing</li> </ul>		2x (0.25 ... 1.5 mm <sup>2</sup> )
<ul style="list-style-type: none"> <li>• for AWG conductors</li> </ul>		2x (24 ... 16)

#### Ambient conditions:

<b>Ambient temperature</b>		
<ul style="list-style-type: none"> <li>• during operation</li> </ul>	°C	-25 ... +70
<ul style="list-style-type: none"> <li>• during storage</li> </ul>	°C	-40 ... +80

#### Installation/ mounting/ dimensions:

<b>Mounting type</b>		
<ul style="list-style-type: none"> <li>• of modules and accessories</li> </ul>		Floor mounting
<b>Height</b>	mm	36
<b>Width</b>	mm	9.8
<b>Depth</b>	mm	23.4

#### Certificates/ approvals:

#### Further information

##### Information- and Downloadcenter (Catalogs, Brochures,...)

<http://www.siemens.com/industrial-controls/catalogs>

##### Industry Mall (Online ordering system)

<http://www.siemens.com/industrymall>

##### Cax online generator

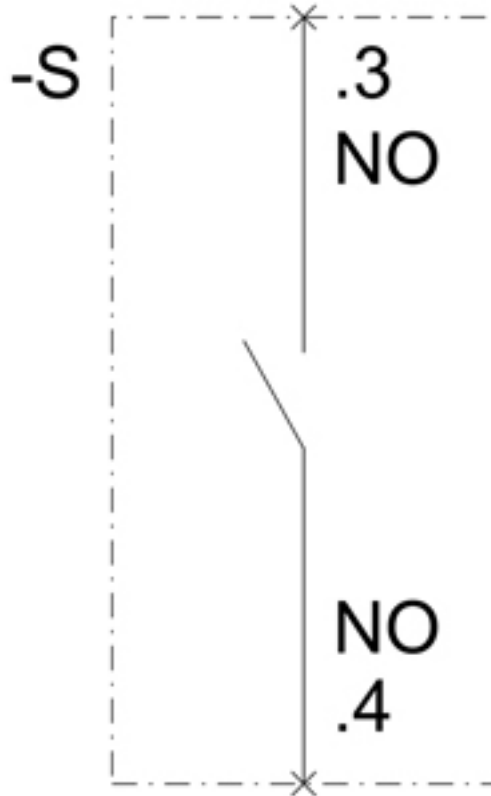
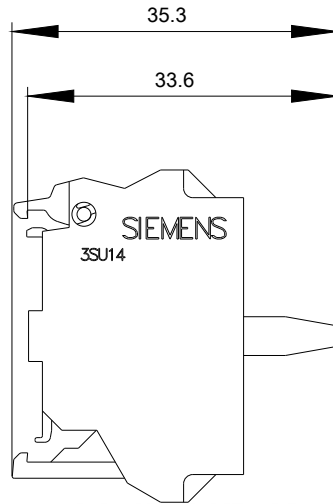
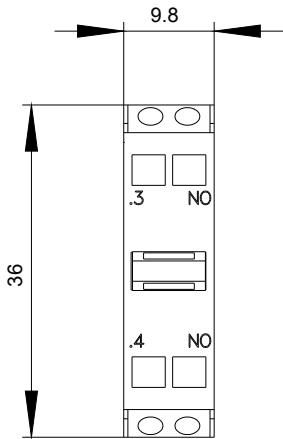
<http://support.automation.siemens.com/WW/CAXorder/default.aspx?lang=en&mlfb=3SU14002AA103BA0>

##### Service&Support (Manuals, Certificates, Characteristics, FAQs,...)

<http://support.automation.siemens.com/WW/view/en/3SU14002AA103BA0/all>

##### Image database (product images, 2D dimension drawings, 3D models, device circuit diagrams, EPLAN macros, ...)

[http://www.automation.siemens.com/bilddb/cax\\_de.aspx?mlfb=3SU14002AA103BA0&lang=en](http://www.automation.siemens.com/bilddb/cax_de.aspx?mlfb=3SU14002AA103BA0&lang=en)



last modified:

09.03.2015