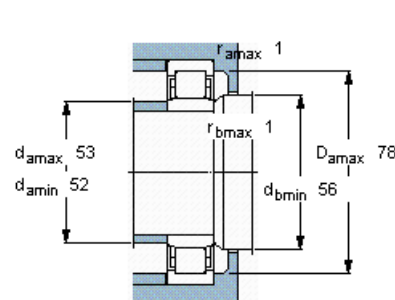
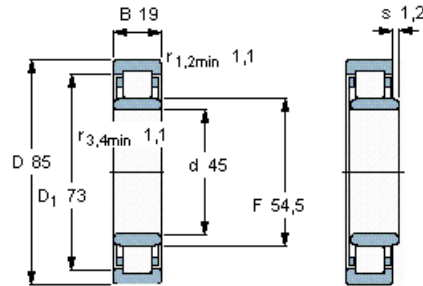


Cylindrical roller bearings, single row



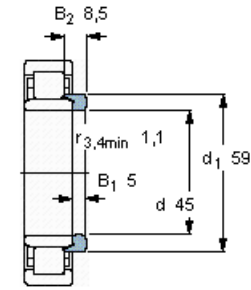
Principal dimensions			Basic load ratings		Fatigue load limit P_u	Speed ratings		Mass	Designation	Angle ring Designation
d	D	B	dynamic	static		Reference speed	Limiting speed			
mm			kN		kN	r/min		kg	-	-
45	85	19	69,5	64	8,15	9000	9500	0,48	NU 209 ECP *	HJ 209 EC

* - SKF Explorer bearing



Calculation factors

k_r 0,15
 e 0,2 Y 0,6



HJ 209 EC
 Mass kg 0,052