

## Bolt connection terminal block - RSC 5 - 3058143

Please be informed that the data shown in this PDF Document is generated from our Online Catalog. Please find the complete data in the user's documentation. Our General Terms of Use for Downloads are valid (<http://download.phoenixcontact.com>)




Feed-through terminal block with bolt connection method, cross section: 0.1 - 10 mm<sup>2</sup>, AWG: 26 - 8, width 13 mm, color: gray

### Why buy this product

- Mounting on standard DIN rails or directly in control boxes
- Large-surface, consistent external and center labeling
- Compact screw connection of ring and fork-type cable lugs
- Screw nuts and current bars are latched in the insulating housing and cannot be removed
- Cover profile that can be snapped directly onto the terminal blocks provides touch-proof protection
- Bridge shaft for potential distribution using standard screw bridges
- The isolator bridge bar supports switchable cross connections; the bridge screw therefore has the function of a live contact



### Key commercial data

Packing unit	50 pc
GTIN	 4 046356 500296
Weight per Piece (excluding packing)	19.66 g
Custom tariff number	85369010
Country of origin	India

### Technical data

#### General

Number of levels	1
Number of connections	2
Color	gray
Insulating material	PA
Inflammability class according to UL 94	V0
Maximum load current	57 A (with 10 mm <sup>2</sup> conductor cross section)
Rated surge voltage	8 kV
Pollution degree	3
Surge voltage category	III

# Bolt connection terminal block - RSC 5 - 3058143

## Technical data

### General

Insulating material group	I
Connection in acc. with standard	IEC 60947-7-1
Nominal current I <sub>N</sub>	57 A
Nominal voltage U <sub>N</sub>	800 V
Open side panel	ja
Surge voltage test setpoint	9.8 kV
Result of surge voltage test	Test passed
Power frequency withstand voltage setpoint	2 kV
Result of power-frequency withstand voltage test	Test passed
Checking the mechanical stability of terminal points (5 x conductor connection)	Test passed
Tight fit on carrier	NS 35
Setpoint	5 N
Result of tight fit test	Test passed
Requirements, voltage drop	≤ 3.2 mV
Result of voltage drop test	Test passed
Temperature-rise test	Test passed
Conductor cross section short circuit testing	10 mm <sup>2</sup>
Short-time current	1.2 kA
Short circuit stability result	Test passed
Proof of thermal characteristics (needle flame) effective duration	30 s
Result of thermal test	Test passed
Test specification, oscillation, broadband noise	DIN EN 50155 (VDE 0115-200):2008-03
Test spectrum	Service life test category 1, class B, body mounted
Test frequency	f <sub>1</sub> = 5 Hz to f <sub>2</sub> = 150 Hz
ASD level	0.02 g <sup>2</sup> /Hz
Acceleration	0.8 g
Test duration per axis	5 h
Test directions	X-, Y- and Z-axis
Oscillation, broadband noise test result	Test passed
Test specification, shock test	DIN EN 50155 (VDE 0115-200):2008-03
Shock form	Half-sine
Acceleration	5 g
Shock duration	30 ms
Number of shocks per direction	3
Test directions	X-, Y- and Z-axis (pos. and neg.)
Shock test result	Test passed
Temperature index, insulating material (DIN EN 60216-1 (VDE 0304-21))	130 °C

### Dimensions

Width	13 mm
-------	-------

## Bolt connection terminal block - RSC 5 - 3058143

### Technical data

#### Dimensions

Length	53.3 mm
Height NS 35/7,5	47.1 mm
Height NS 35/15	54.6 mm

#### Connection data

Note	Connection bolts
Connection in acc. with standard	IEC 60947-7-1
Connection method	Bolt connection
Conductor cross section solid min.	0.1 mm <sup>2</sup>
Conductor cross section solid max.	10 mm <sup>2</sup>
Conductor cross section AWG/kcmil min.	26
Conductor cross section AWG/kcmil max.	8
Conductor cross section stranded min.	0.1 mm <sup>2</sup>
Conductor cross section stranded max.	10 mm <sup>2</sup>
Min. AWG conductor cross section, stranded	26
Max. AWG conductor cross section, stranded	8
Min. cross section for cable lug connection	0.1 mm <sup>2</sup>
Max. cross section for cable lug connection	10 mm <sup>2</sup>
Screw thread	M5
Tightening torque, min	2 Nm
Tightening torque max	2.2 Nm

### Classifications

#### eCl@ss

eCl@ss 4.0	27141120
eCl@ss 4.1	27141120
eCl@ss 5.0	27141120
eCl@ss 5.1	27141120
eCl@ss 6.0	27141120
eCl@ss 7.0	27141120
eCl@ss 8.0	27141120

#### ETIM

ETIM 2.0	EC000897
ETIM 3.0	EC000897
ETIM 4.0	EC000897
ETIM 5.0	EC000897

#### UNSPSC

UNSPSC 6.01	30211811
UNSPSC 7.0901	39121410

# Bolt connection terminal block - RSC 5 - 3058143

## Classifications

### UNSPSC

UNSPSC 11	39121410
UNSPSC 12.01	39121410
UNSPSC 13.2	39121410

## Approvals

### Approvals


#### Approvals


UL Recognized / VDE Zeichengenehmigung / IECCEB Scheme / GOST / cUL Recognized / cULus Recognized


#### Ex Approvals

#### Approvals submitted

## Approval details

UL Recognized 		
	B	C
Nominal current IN	45 A	45 A
Nominal voltage UN	600 V	600 V

VDE Zeichengenehmigung 	
mm <sup>2</sup> /AWG/kcmil	0.2-10
Nominal current IN	57 A
Nominal voltage UN	800 V

IECEE CB Scheme 	
mm <sup>2</sup> /AWG/kcmil	0.2-10
Nominal current IN	57 A
Nominal voltage UN	800 V


# Bolt connection terminal block - RSC 5 - 3058143

## Approvals



cUL Recognized

	B	C
Nominal current I <sub>N</sub>	45 A	45 A
Nominal voltage U <sub>N</sub>	600 V	600 V



## Accessories

### Accessories

#### Bridge

Fixed bridge - FB 10-13 - 3059126



Fixed bridge, Number of positions: 10, Color: silver

Fixed bridge - FB 10-13 ISO - 3059663



Fixed bridge, Number of positions: 10, Color: silver

### Cover profile

Cover profile - AP RSC - 3058017



Cover profile, for covering terminal strips, directly snapped onto RBO... and RSC... terminal blocks. Length supplied: 1 m

## Bolt connection terminal block - RSC 5 - 3058143

### Accessories

#### End block

##### End clamp - CLIPFIX 35 - 3022218



Quick mounting end clamp for NS 35/7,5 DIN rail or NS 35/15 DIN rail, with marking option, width: 9.5 mm, color: gray

---

##### End clamp - CLIPFIX 35-5 - 3022276



Quick mounting end clamp for NS 35/7,5 DIN rail or NS 35/15 DIN rail, with marking option, with parking option for FBS...5, FBS...6, KSS 5, KSS 6, width: 5.15 mm, color: gray

---

##### End clamp - E/NS 35 N - 0800886



End clamp, width: 9.5 mm, color: gray

---

##### End clamp - E/UK - 1201442



End clamp, for assembly on NS 32 or NS 35/7.5 DIN rail

---

##### End clamp - E/UK 1 - 1201413



End clamps, for supporting the ends of double-level and three-level terminal blocks, width: 10 mm, color: gray

---

#### End cover

## Bolt connection terminal block - RSC 5 - 3058143

### Accessories

End cover - D-RSC 5 - 3058020



End cover, Length: 53.3 mm, Width: 2.2 mm, Color: gray

---

### Labeled terminal marker

Zack marker strip - ZB 13 CUS - 0829132



Zack marker strip, Can be ordered: Strip, white, Labeled according to customer specifications, Mounting type: Snap into tall marker groove, For terminal block width: 13 mm, Lettering field: 13 x 10.5 mm

---

Zack Marker strip, flat - ZBF 13 CUS - 0829134



Zack Marker strip, flat, Can be ordered: Strip, white, Labeled according to customer specifications, Mounting type: Snap into flat marker groove, For terminal block width: 13 mm, Lettering field: 13 x 5.2 mm

---

### Mounting rail

DIN rail perforated - NS 35/ 7,5 PERF 2000MM - 0801733



DIN rail, material: steel galvanized and passivated with a thick layer, perforated, height 7.5 mm, width 35 mm, length: 2000 mm

---

DIN rail, unperforated - NS 35/ 7,5 UNPERF 2000MM - 0801681



DIN rail, material: Steel, unperforated, height 7.5 mm, width 35 mm, length: 2 m

---

## Bolt connection terminal block - RSC 5 - 3058143

### Accessories

DIN rail perforated - NS 35/ 7,5 WH PERF 2000MM - 1204119



DIN rail 35 mm (NS 35)

---

DIN rail - NS 35/ 7,5 WH UNPERF 2000MM - 1204122



DIN rail 35 mm (NS 35)

---

DIN rail, unperforated - NS 35/ 7,5 AL UNPERF 2000MM - 0801704



DIN rail, unperforated, Width: 35 mm, Height: 7.5 mm, Length: 2000 mm, Color: silver

---

DIN rail perforated - NS 35/ 7,5 ZN PERF 2000MM - 1206421



DIN rail, material: Galvanized, perforated, height 7.5 mm, width 35 mm, length: 2 m

---

DIN rail, unperforated - NS 35/ 7,5 ZN UNPERF 2000MM - 1206434



DIN rail, material: Galvanized, unperforated, height 7.5 mm, width 35 mm, length: 2 m

---

## Bolt connection terminal block - RSC 5 - 3058143

### Accessories

DIN rail, unperforated - NS 35/ 7,5 CU UNPERF 2000MM - 0801762



DIN rail, material: Copper, unperforated, height 7.5 mm, width 35 mm, length: 2 m

---

End cap - NS 35/ 7,5 CAP - 1206560



DIN rail end piece, for DIN rail NS 35/7.5

---

DIN rail perforated - NS 35/15 PERF 2000MM - 1201730



DIN rail, material: steel galvanized and passivated with a thick layer, perforated, height 15 mm, width 35 mm, length: 2000 mm

---

DIN rail, unperforated - NS 35/15 UNPERF 2000MM - 1201714



DIN rail, material: Steel, unperforated, height 15 mm, width 35 mm, length: 2 m

---

DIN rail perforated - NS 35/15 WH PERF 2000MM - 0806602



DIN rail 35 mm (NS 35)

---

## Bolt connection terminal block - RSC 5 - 3058143

### Accessories

DIN rail - NS 35/15 WH UNPERF 2000MM - 1204135



DIN rail 35 mm (NS 35)

---

DIN rail, unperforated - NS 35/15 AL UNPERF 2000MM - 1201756



DIN rail, deep drawn, high profile, unperforated, 1.5 mm thick, material: aluminum, height 15 mm, width 35 mm, length 2000 mm

---

DIN rail perforated - NS 35/15 ZN PERF 2000MM - 1206599



DIN rail, material: Galvanized, perforated, height 15 mm, width 35 mm, length: 2 m

---

DIN rail, unperforated - NS 35/15 ZN UNPERF 2000MM - 1206586



DIN rail, material: Galvanized, unperforated, height 15 mm, width 35 mm, length: 2 m

---

DIN rail, unperforated - NS 35/15 CU UNPERF 2000MM - 1201895



DIN rail, material: Copper, unperforated, 1.5 mm thick, height 15 mm, width 35 mm, length: 2 m

---

## Bolt connection terminal block - RSC 5 - 3058143

### Accessories

End cap - NS 35/15 CAP - 1206573



DIN rail end piece, for DIN rail NS 35/15

DIN rail, unperforated - NS 35/15-2,3 UNPERF 2000MM - 1201798



DIN rail, material: Steel, unperforated, 2.3 mm thick, height 15 mm, width 35 mm, length: 2 m

### Partition plate

Separating plate - TS-KK 3 - 2770215



Separating plate, Length: 14 mm, Width: 1.5 mm, Height: 16 mm, Color: gray

### Screwdriver tools

Screwdriver - SZK PH2 VDE - 1205163



Screwdriver, PH crosshead, VDE insulated, size: PH 2 x 100 mm, 2-component grip, with non-slip grip

Screwdriver - SZS 1,2X8,0 VDE - 1205082



Screwdriver, slot-headed, VDE insulated, size: 1.2 x 8.0 x 175 mm, 2-component grip, with non-slip grip

### Terminal marking

## Bolt connection terminal block - RSC 5 - 3058143

### Accessories

Zack marker strip - ZB 13:UNBEDRUCKT - 0829131



Zack marker strip, Strip, white, Unlabeled, Can be labeled with: Plotter, Mounting type: Snap into tall marker groove, For terminal block width: 13 mm, Lettering field: 13 x 10.5 mm

Zack Marker strip, flat - ZBF 13:UNBEDRUCKT - 0829133



Zack Marker strip, flat, Strip, white, Unlabeled, Can be labeled with: Plotter, Mounting type: Snap into flat marker groove, For terminal block width: 13 mm, Lettering field: 13 x 5.2 mm

### Drawings

Circuit diagram

