

Printed-circuit board connector - DFK-PC 5/ 6-G-7,62 - 1727621

Please be informed that the data shown in this PDF Document is generated from our Online Catalog. Please find the complete data in the user's documentation. Our General Terms of Use for Downloads are valid (<http://phoenixcontact.com/download>)

Header, Nominal current: 41 A, Rated voltage (III/2): 630 V, Number of positions: 6, Pitch: 7.62 mm, Color: green, Contact surface: Tin, Mounting: Soldering



Why buy this product

- Panel thickness of 1 mm to 3 mm
- Feed-through headers for use in combination with all PC 5 plugs
- For soldering onto the PCB
- Mounted on the housing panel by means of tool-free snap-lock mechanism or conventional screw connection



Key commercial data

Packing unit	10 pc
Minimum order quantity	10 pc
GTIN	 4 046356 135764
Weight per Piece (excluding packing)	20.56 g
Custom tariff number	85366990
Country of origin	Poland
Note	Made to Order (non-returnable)

Technical data

Dimensions

Length	29.25 mm
Pitch	7.62 mm
Dimension a	38.1 mm
Pin dimensions	0,8 x 1,0
Pin spacing	7.62 mm
Hole diameter	1.3 mm

General

Range of articles	DFK-PC 5/...-G
Insulating material group	I

Printed-circuit board connector - DFK-PC 5/ 6-G-7,62 - 1727621

Technical data

General

Rated surge voltage (III/3)	6 kV
Rated surge voltage (III/2)	6 kV
Rated surge voltage (II/2)	6 kV
Rated voltage (III/3)	500 V
Rated voltage (III/2)	630 V
Rated voltage (II/2)	800 V
Connection in acc. with standard	EN-VDE
Nominal current I_N	41 A
Maximum load current	41 A
Insulating material	PA
Inflammability class according to UL 94	V0
Color	green
Number of positions	6

Classifications

eCl@ss

eCl@ss 4.0	272607xx
eCl@ss 4.1	27260701
eCl@ss 5.0	27260701
eCl@ss 5.1	27141190
eCl@ss 6.0	27260704
eCl@ss 7.0	27440402
eCl@ss 8.0	27440402

ETIM

ETIM 3.0	EC001121
ETIM 4.0	EC002637
ETIM 5.0	EC002637

UNSPSC

UNSPSC 6.01	30211810
UNSPSC 7.0901	39121409
UNSPSC 11	39121409
UNSPSC 12.01	39121409
UNSPSC 13.2	39121409

Approvals

Approvals

Printed-circuit board connector - DFK-PC 5/ 6-G-7,62 - 1727621

Approvals

Approvals

UL Recognized / cUL Recognized / EAC / cULus Recognized

Ex Approvals

Approvals submitted

Approval details

UL Recognized			
	B	C	D
Nominal current IN	41 A	41 A	10 A
Nominal voltage UN	300 V	150 V	300 V

cUL Recognized			
	B	C	D
Nominal current IN	41 A	41 A	10 A
Nominal voltage UN	300 V	150 V	300 V

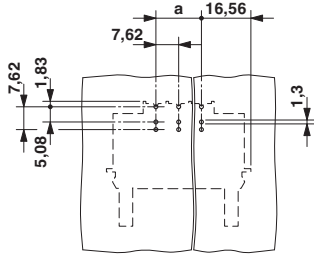
EAC

cULus Recognized			
------------------	--	--	--

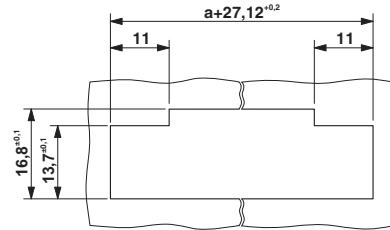
Drawings

Printed-circuit board connector - DFK-PC 5/ 6-G-7,62 - 1727621

Drilling diagram

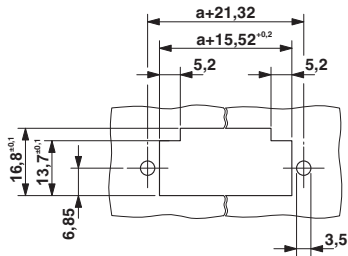


Dimensioned drawing

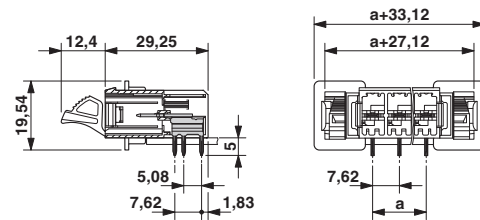


Sheet metal cutout for snap-on.

Dimensioned drawing



Dimensioned drawing



Sheet metal cutout for screw connection.