

DIAMOND BLADES

Concrete & Concrete Products


DUO EXTREME

★★★★★
Dynamic

∅ 115-400



✦LASER



It's called EXTREME for many reasons ...



Features

- 12mm segment height.
- Unique segment design.
- Exclusive "Arrow" shaped gullet slots.
- Duo concept : two trapezoidal segments.
- Laser welded segments.

Benefits

- Exceptionally long life.
- Optimises the angle of attack and removal of cutting debris
- Very fast cutting.
- Extreme comfort.
- Fast removal of cutting debris.
- Permanently indicates the correct direction of rotation.
- Excellent cutting speed.
- High comfort of cut and low vibration.
- Optimum safety against segment lost.

Picture : ∅300mm blade.



DUO EXTREME 230mm



DUO EXTREME 300mm



DUO EXTREME 350mm
on a CS451 (see page 115)



DUO EXTREME


Dynamic

UNIQUE laser welded blade suitable for a wide range of MATERIALS. Due to its innovative design, the DUO Extreme is EASY TO USE, extremely FAST CUTTING and guarantees an ACCURATE CUT and LONG LIFE. Ideal for all high speed saws, masonry saw benches and floor saws up to 13Hp.

Application : concrete, reinforced concrete, hard materials and general building materials.



Item No	EAN 13 Code		Ø (mm)	Bore (mm)	Segment H / W
701846 30301	5450248 414193		115	22,23	12/2,2
701846 30302	5450248 414209		125	22,23	12/2,2
701846 24576	5450248 238096		230	22,23	15/2,8
701846 24578	5450248 238119		300	20	12/2,8
701846 24571	5450248 237419		300	25,4	12/2,8
701846 24579	5450248 238126		350	20	12/2,8
701846 24580	5450248 238133		350	25,4	12/2,8
701846 25074	5450248 241058		400	25,4	12/3,2



SUPER BETON EVO **NEW**

Pro

New specification and 12mm high segments for faster cutting and longer life.


Very good value for money laser welded blade for intensive use on a wide range of construction materials (dry or wet cutting). Featuring patented DEPTH INDICATOR for blade life monitoring and indication of cutting direction (up to diameter 350mm).

Now with 12mm high segments.

Application : concrete, reinforced concrete and general building materials.



Item No	EAN 13 Code		Ø (mm)	Bore (mm)	Segment H / W
701846 11453	5450248 185123		300	20	12/2,8
701846 11455	5450248 185147		300	25,4	12/2,8
701846 11456	5450248 185154		350	20	12/2,8
701846 11458	5450248 185178		350	25,4	12/2,8
701846 11459	5450248 185185		400	20	12/3,2
701846 11460	5450248 185192		400	25,4	12/3,2
701846 11461	5450248 185208		450	25,4	12/3,2
701846 11981	5450248 204374		500	25,4	12/3,8
701846 11982	5450248 204381		600	25,4	12/4,4




CLASSIC BETON


Classic

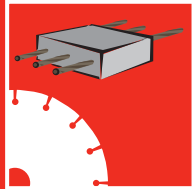
Good value for money laser welded blade for dry or wet cutting.

Application : concrete and general purpose building materials.



Item No	EAN 13 Code		Ø (mm)	Bore (mm)	Segment H / W
701846 26869	5450248 353621		300	20	10/2,8
701846 26870	5450248 353638		300	25,4	10/2,8
701846 26871	5450248 353645		350	20	10/2,8
701846 26872	5450248 353652		350	25,4	10/2,8
701846 26873	5450248 353669		400	25,4	10/3,2
701846 26874	5450248 353676		450	25,4	10/3,2





DIAMOND BLADES

Concrete & Concrete Products


★★★★☆
Pro

ZDH DUO

High performance blade for concrete and general building materials. Featuring the Duo concept : 2 trapezoidal segments for high cutting speed and comfort.



Item No	EAN 13 Code		Ø (mm)	Bore (mm)	Segment H / W
701846 12117	5450248 210498		230	22,23	10/2,8
701846 12268	5450248 218586		300	20	10/2,8
701846 12270	5450248 218630		300	25,4	10/2,8
701846 12271	5450248 218647		350	20	10/2,8
701846 12273	5450248 218661		350	25,4	10/2,8
701846 20340	5450248 299486		400	20	10/3,2




★★★★☆
Pro

ZDH 500

Good value for money laser-welded blade, with 10mm high free-cutting segments, for wet or dry cutting. VERSATILE product designed for petrol handheld saws, floor saws and masonry saws. High performance blade, designed for concrete, and medium to hard refractory materials. Application : concrete, reinforced concrete, concrete slabs, refractory blocks containing aluminium oxydes.




Item No	EAN 13 Code		Ø (mm)	Bore (mm)	Segment H / W
701846 27058	5450248 372554		300	20	10/2,5
701846 27060	5450248 372578		350	20	10/2,8
701846 27061	5450248 372585		350	25,4	10/2,8
701846 27062	5450248 372592		400	25,4	10/3,2
701846 27063	5450248 372608		450	25,4	10/3,2
701846 27064	5450248 372615		500	25,4	10/3,8



★★★★☆
Pro

CC XPRESS




Excellent price performance ratio. Versatile and fast cutting, it is the ideal blade for floor saws **from 20 to 50Hp**. Laser welded, 10mm segment height, wide-gullet design. Very fast cutting with a wide application range.
Application : reinforced concrete.



Item No	EAN 13 Code		Ø (mm)	Bore (mm)	Segment H / W
701846 30722	5450248 447597		450	25,4	10/3,2
701846 30728	5450248 447603		500	25,4	10/3,8
701846 30730	5450248 447634		600	35/25,4	10/4,3
701846 30731	5450248 447641		700	35/25,4	10/4,3
701846 30732	5450248 447658		800	35/25,4	10/4,3
701846 30733	5450248 447665		900	35/25,4	10/4,3

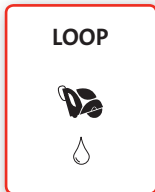
★★★★☆
Pro

CC 50541 Y



● **Concrete looping blade** with 6mm and 10mm wide segments for SIGNAL CABLE INSTALLATION.

Application : concrete, reinforced concrete.



Item No	EAN 13 Code		Ø (mm)	Bore (mm)	Segment H / W
701846 10187 *	5450248 161325		350	25,4	5/6
701846 10180 *	5450248 003595		350	25,4	5/10
701846 10186 *	5450248 004059		400	25,4	5/10

* Availability on request

● **Concrete blade with special triangular segments**, designed for the cut of chamfered EXPANSION JOINTS in concrete floors and surfaces.

Application : concrete, reinforced concrete.




Item No	EAN 13 Code		Ø (mm)	Bore (mm)	Segment H / W
701846 10178 *	5450248 003137		350	25,4	5/5,5

* Availability on request

★★★★☆
Pro

RING BETON



Special laser-welded ring blades for all petrol or hydraulic ring saws. With 10mm segment height for a long life and coloured segments for clear identification of the material to cut.

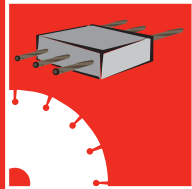
Application : concrete and reinforced concrete. For use on K3600 and K950 ring saws.



Item No	EAN 13 Code		Ø (mm)	Segment H / W
701846 29960	5450248 408536		350	10/2,8



See also RING UNI for general purpose building materials on page 33.



DIAMOND BLADES

Concrete & Concrete Products

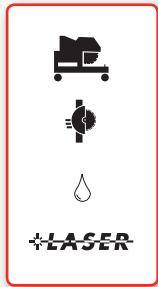



AVANTIS 10

Pro

High performance laser welded wall saw blade with 12mm high segments for LONG LIFE (wet cutting). Features "SANDWICH" segments for straight cutting and to protect side-clearance, and short segments for VERY FAST cutting. Especially designed for wall saws up to 15kW (electric or hydraulic). Also suitable for electric floor saws and block saws.

Application : concrete and reinforced concrete. Also suitable for cutting natural stone on block saws like JUMBO.



Item No	EAN 13 Code		Ø (mm)	Bore (mm)	Segment H / W
701846 22332	5450248 319283		600	60	12/3,8
701846 23316	5450248 328537		650	60	12/3,8
701846 22336	5450248 319344		700	60	12/3,8
701846 23322 *	5450248 328599		750	25,4	12/3,8
701846 22340	5450248 319382		800	60	12/4,6
701846 22347	5450248 319467		900	60	12/4,6
701846 23859 **	5450248 332954		1000	60	12/4,6
701846 22468 *	5450248 320678		1200	60	12/4,6

* Availability on request. ** For JUMBO 1000.




WS XPRESS

Classic

Excellent price performance ratio. Versatile and fast cutting suitable for wall-saws and electric floor saws. Laser welded, 10mm segment height, wide-gullet design. Very fast cutting with a wide application range.

Application : reinforced concrete.



Item No	EAN 13 Code		Ø (mm)	Bore (mm)	Segment H / W
701846 40176	5450248 454991		600	60	10/4,6
701846 40178	5450248 455011		800	60	10/4,6
701846 40179 *	5450248 455028		900	60	10/4,6
701846 40180	5450248 455035		1000	60	10/4,6

* Availability on request.