

## Plug - PP-H 6/ 1-L BU - 3061677

Please be informed that the data shown in this PDF Document is generated from our Online Catalog. Please find the complete data in the user's documentation. Our General Terms of Use for Downloads are valid (<http://phoenixcontact.com/download>)




Plug, for self-assembly, Connection method: Push-in connection, Number of connections: 1, Number of positions: 1, Cross section: 0.5 mm<sup>2</sup> - 10 mm<sup>2</sup>, AWG: 20 - 8, Width: 8.2 mm, Height: 49.3 mm, Color: blue

### Why buy this product

- Large-surface labeling option
- The Push-in technology COMBI plugs for self-assembly provide solutions that users can implement themselves
- Tested for railway applications

### Key Commercial Data

Packing unit	50 STK
Minimum order quantity	50 STK
GTIN	 4 046356 650342
GTIN	4046356650342
Weight per Piece (excluding packing)	7.650 g
Custom tariff number	85366990
Country of origin	Poland
Note	Made to Order (non-returnable)

### Technical data

#### General

Number of positions	1
Number of levels	1
Number of connections	1
Potentials	1
Nominal cross section	6 mm <sup>2</sup>
Color	blue
Insulating material	PA
Flammability rating according to UL 94	V0

# Plug - PP-H 6/ 1-L BU - 3061677

## Technical data

### General

Area of application	Railway industry
	Machine building
	Plant engineering
Maximum load current	41 A (6)
Rated surge voltage	8 kV
Degree of pollution	3
Overvoltage category	III
Insulating material group	I
Maximum power dissipation for nominal condition	1.31 W
Maximum load current	41 A (with 6 mm <sup>2</sup> conductor cross section)
Nominal current I <sub>N</sub>	41 A
Nominal voltage U <sub>N</sub>	1000 V
Open side panel	No
Relative insulation material temperature index (Elec., UL 746 B)	130 °C
Temperature index of insulation material (DIN EN 60216-1 (VDE 0304-21))	130 °C
Static insulating material application in cold	-60 °C
Behavior in fire for rail vehicles (DIN 5510-2)	Test passed
Flame test method (DIN EN 60695-11-10)	V0
Oxygen index (DIN EN ISO 4589-2)	>32 %
NF F16-101, NF F10-102 Class I	2
NF F16-101, NF F10-102 Class F	2
Surface flammability NFPA 130 (ASTM E 162)	passed
Specific optical density of smoke NFPA 130 (ASTM E 662)	passed
Smoke gas toxicity NFPA 130 (SMP 800C)	passed
Calorimetric heat release NFPA 130 (ASTM E 1354)	28 MJ/kg
Fire protection for rail vehicles (DIN EN 45545-2) R22	HL 1 - HL 3
Fire protection for rail vehicles (DIN EN 45545-2) R23	HL 1 - HL 3
Fire protection for rail vehicles (DIN EN 45545-2) R24	HL 1 - HL 3
Fire protection for rail vehicles (DIN EN 45545-2) R26	HL 1 - HL 3

### Dimensions

Width	8.2 mm
Length	21 mm
Height	49.3 mm
	31.2 mm
Pitch	8.2 mm

### Connection data

Connection method	Push-in connection
Connection in acc. with standard	IEC 61984
Conductor cross section solid min.	0.5 mm <sup>2</sup>

# Plug - PP-H 6/ 1-L BU - 3061677

## Technical data

### Connection data

Conductor cross section solid max.	10 mm <sup>2</sup>
Conductor cross section AWG min.	20
Conductor cross section AWG max.	8
Conductor cross section flexible min.	0.5 mm <sup>2</sup>
Conductor cross section flexible max.	6 mm <sup>2</sup>
Min. AWG conductor cross section, flexible	20
Max. AWG conductor cross section, flexible	10
Conductor cross section flexible, with ferrule without plastic sleeve min.	0.5 mm <sup>2</sup>
Conductor cross section flexible, with ferrule without plastic sleeve max.	6 mm <sup>2</sup>
Conductor cross section flexible, with ferrule with plastic sleeve min.	0.5 mm <sup>2</sup>
Conductor cross section flexible, with ferrule with plastic sleeve max.	6 mm <sup>2</sup>
2 conductors with same cross section, stranded, TWIN ferrules with plastic sleeve, min.	0.5 mm <sup>2</sup>
2 conductors with same cross section, stranded, TWIN ferrules with plastic sleeve, max.	1.5 mm <sup>2</sup>
Stripping length	12 mm
Internal cylindrical gage	A5

### Standards and Regulations

Connection in acc. with standard	CSA
	IEC 61984
Flammability rating according to UL 94	V0

### Environmental Product Compliance

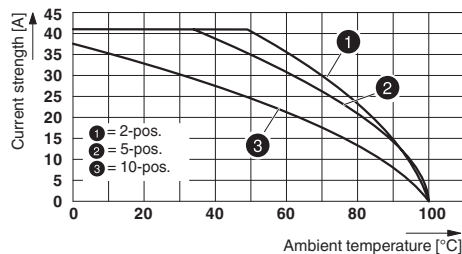
China RoHS	Environmentally friendly use period: unlimited = EFUP-e
	No hazardous substances above threshold values

## Drawings

Circuit diagram

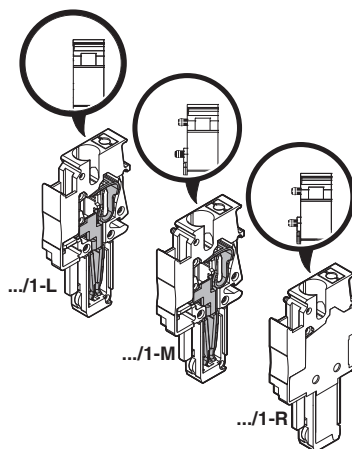


Diagram



# Plug - PP-H 6/ 1-L BU - 3061677

Schematic diagram



## Approvals

### Approvals

#### Approvals

UL Recognized / cUL Recognized / CSA / EAC / VDE report with production monitoring / IECCE CB Scheme / cULus Recognized

#### Ex Approvals


### Approval details

UL Recognized		<a href="http://database.ul.com/cgi-bin/XYV/template/LISEXT/1FRAME/index.htm">http://database.ul.com/cgi-bin/XYV/template/LISEXT/1FRAME/index.htm</a>	FILE E 60425
	B	C	
mm <sup>2</sup> /AWG/kcmil	20-8	20-8	
Nominal current I <sub>N</sub>	40 A	40 A	
Nominal voltage U <sub>N</sub>	600 V	600 V	


cUL Recognized		<a href="http://database.ul.com/cgi-bin/XYV/template/LISEXT/1FRAME/index.htm">http://database.ul.com/cgi-bin/XYV/template/LISEXT/1FRAME/index.htm</a>	FILE E 60425
	B	C	
mm <sup>2</sup> /AWG/kcmil	20-8	20-8	
Nominal current I <sub>N</sub>	40 A	40 A	
Nominal voltage U <sub>N</sub>	600 V	600 V	


# Plug - PP-H 6/ 1-L BU - 3061677


## Approvals

CSA		<a href="http://www.csagroup.org/services/testing-and-certification/certified-product-listing/">http://www.csagroup.org/services/testing-and-certification/certified-product-listing/</a>	13631
	B	C	D
mm <sup>2</sup> /AWG/kcmil	20-8	20-8	20-8
Nominal current IN	40 A	40 A	40 A
Nominal voltage UN	600 V	600 V	600 V

EAC			7500651.22.01.00246
-----	---	--	---------------------

VDE report with production monitoring		<a href="http://www.vde.com/en/Institute/OnlineService/VDE-approved-products/Pages/Online-Search.aspx">http://www.vde.com/en/Institute/OnlineService/VDE-approved-products/Pages/Online-Search.aspx</a>	40043445
Nominal voltage UN		1000 V	

IECEE CB Scheme		<a href="http://www.iecee.org/">http://www.iecee.org/</a>	DE1-56601/B2
Nominal voltage UN		1000 V	

cULus Recognized		<a href="http://database.ul.com/cgi-bin/XYV/template/LISEXT/1FRAME/index.htm">http://database.ul.com/cgi-bin/XYV/template/LISEXT/1FRAME/index.htm</a>	
------------------	---	---	--