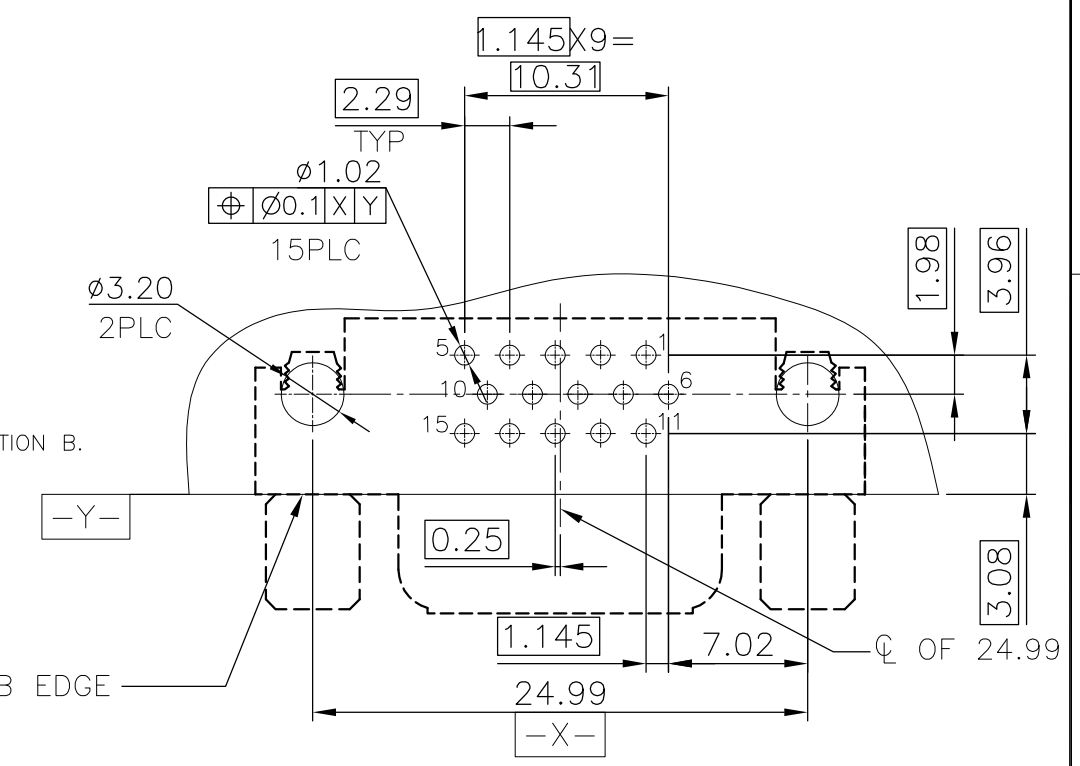
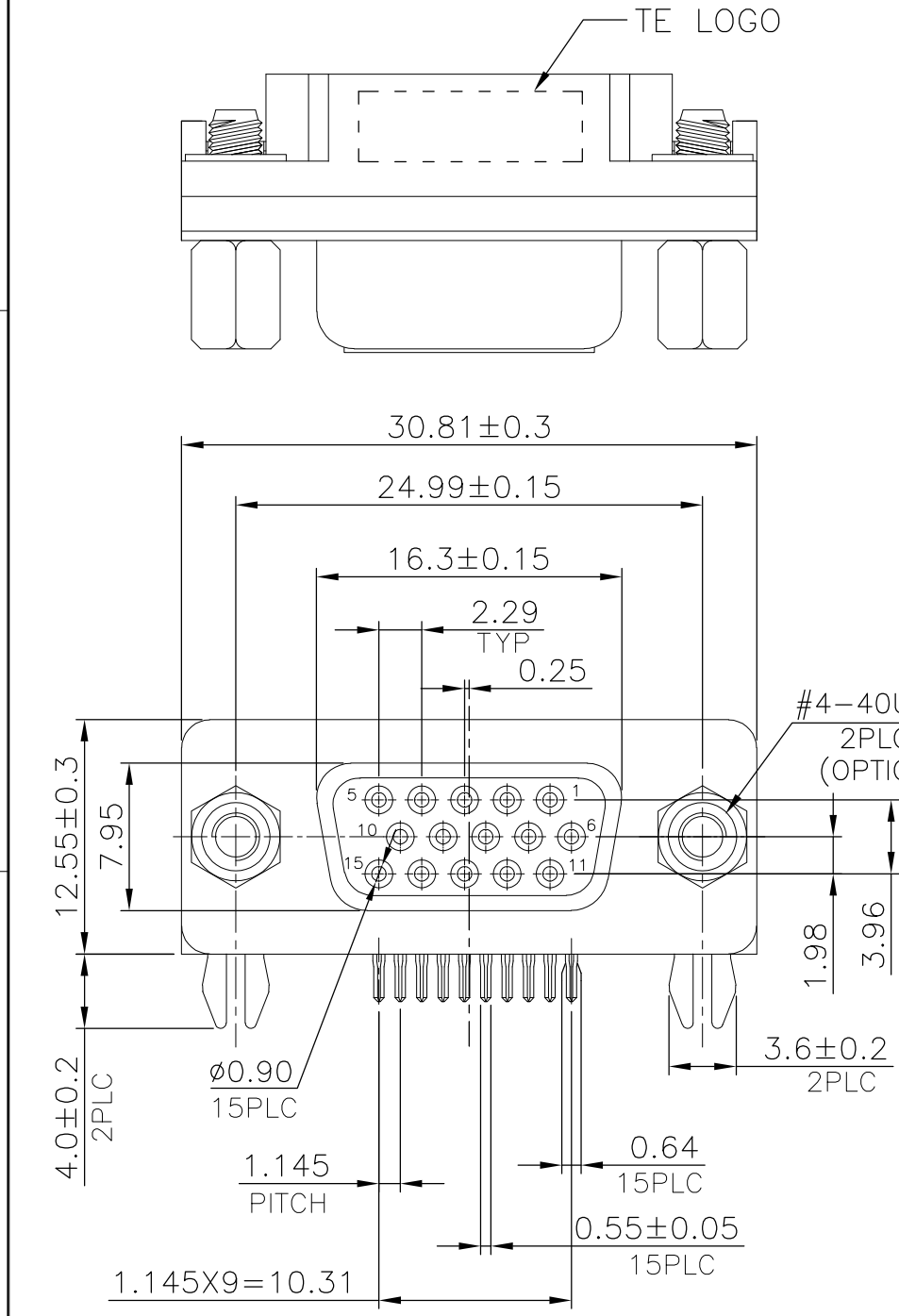


THIS DRAWING IS UNPUBLISHED. RELEASED FOR PUBLICATION
 © COPYRIGHT - BY - ALL RIGHTS RESERVED.

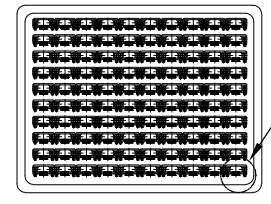
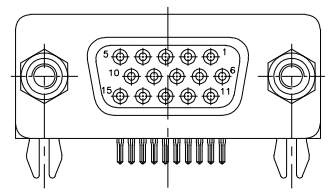
LOC		DIST		REVISIONS			
P	LTR	DESCRIPTION	DATE	DWN	APVD		
DW	-	D1	REVISED PER ECO-11-005301	11APR11	RK	HMR	

- NOTES:
- MATERIAL:
 HOUSING: PA46 WITH 30% GF, UL 94V-0, COLOR: BLUE(661C) OR BLACK.
 CONTACTS: BRASS.
 SHELL: SPCC.
 BOARDLOCKS: SPCC.
 SCREWS: STEEL.
 RIVET: BRASS.
 - FINISH:
 CONTACTS: GOLD (SEE TABLE) PLATED ON CONTACT AREA, 2.54µm[100µ"]MIN. MATTE-TIN ON SOLDER TAIL, 1.27µm[50µ"]MIN. NICKEL UNDERPLATED OVER ALL.
 SHELL: 2.54µm[100µ"]MIN. NICKEL PLATED.
 BOARDLOCK: 2.54µm[100µ"] BRIGHT-TIN PLATED.
 SCREWS: 2.54µm[100µ"]MIN. NICKEL PLATED.
 RIVET: 1.27µm[50µ"]MIN. NICKEL PLATED.
- △ RECOMMENDED PCB THICKNESS: 1.6mm.
- WAVE SOLDER CAPABLE TO 265°C PER TE CONNECTIVITY SPEC 109-202, CONDITION B.
 - THREADED INSERTS AND SCREWLOCKS MUST WITHSTAND TIGHTEN TORQUE: 5.5Kg-cm MAX.
 - THREADED INSERTS AND SCREWLOCKS MUST WITHSTAND LOOSEN TORQUE: 1Kg-cm MIN.

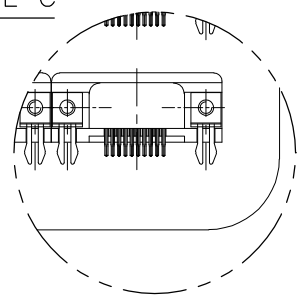


THIS DRAWING IS UNPUBLISHED. RELEASED FOR PUBLICATION
 © COPYRIGHT - BY - ALL RIGHTS RESERVED.

LOC	DIST	REVISIONS					
DW		P	LTR	DESCRIPTION	DATE	DWN	APVD
				SEE SHEET 1.			



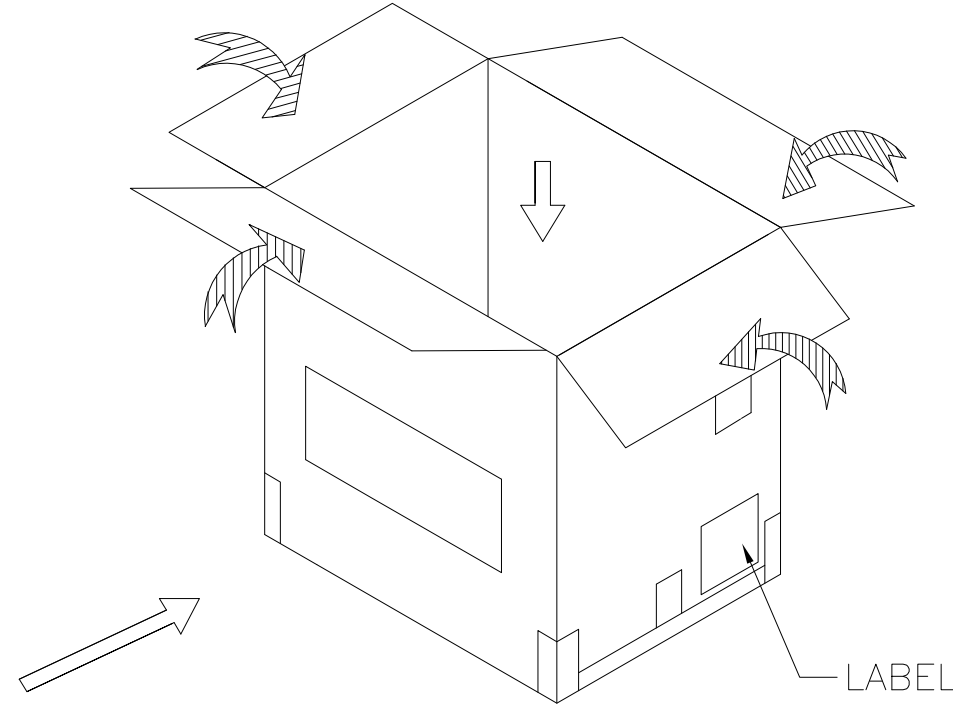
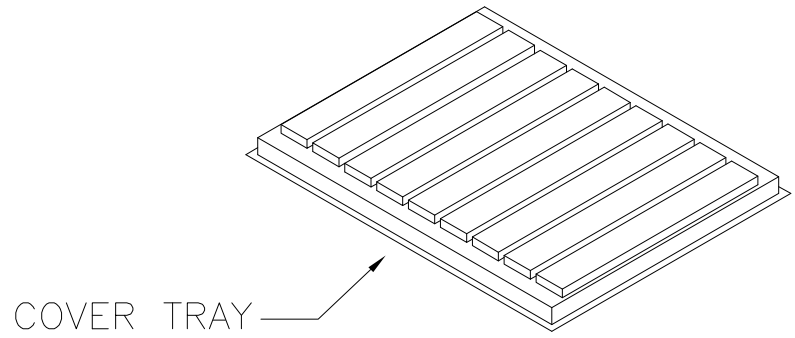
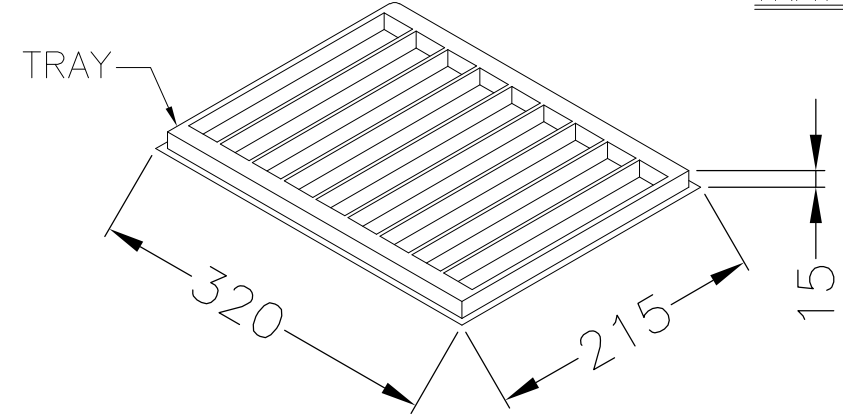
SEE DETAIL C



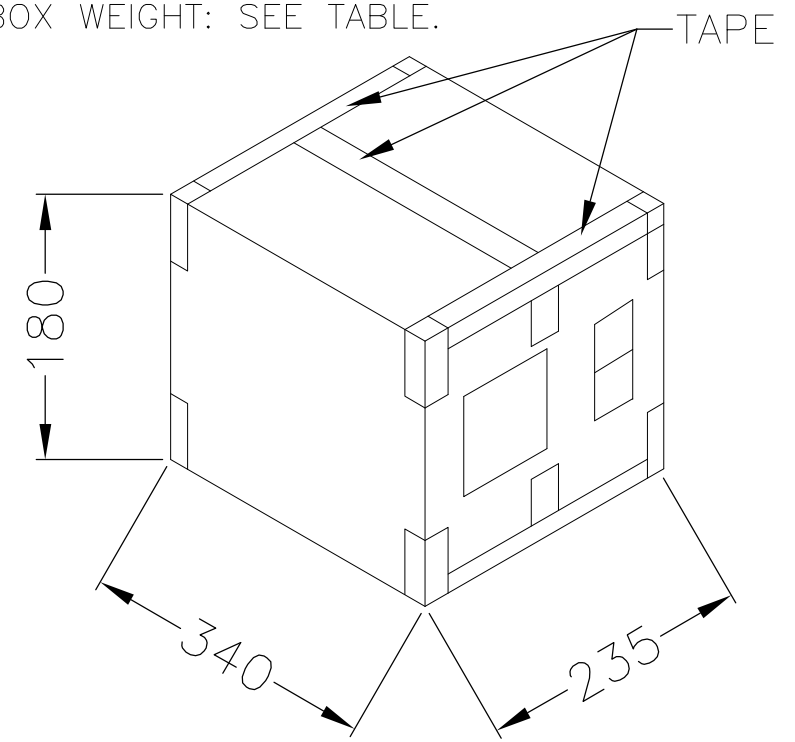
DETAIL C
SCALE 8:1

NOTES:

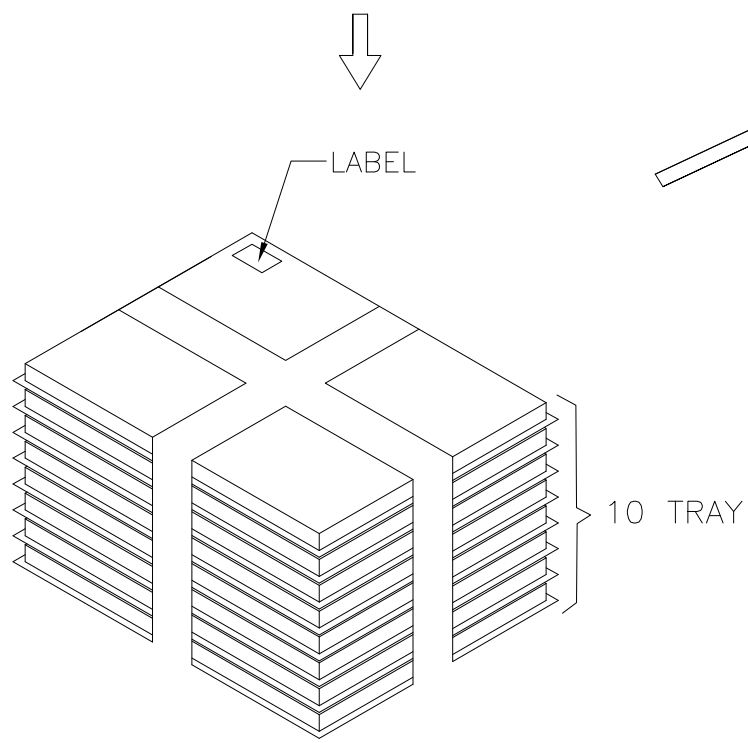
- MATERIAL:
TRAY: PVC
SHIPPING CARTON: CORRUGATED FIBERBOARD
- DIMENSION:
TRAY: L=320, W=215, H=15.
SHIPPING BOX: L=340, W=235, H=180.
- QUANTITY: SEE TABLE.
- SHIPPING BOX WEIGHT: SEE TABLE.



SHIPPING BOX



SHIPPING BOX



10 TRAY

SCREW	G.W(KG)	N.W(KG)	PCS/TRAY	TRAY/SHIPPING BOX	PCS/SHIPPING BOX
W/O	7.0	5.7	100	10	1000
W/	8.9	7.6	100	10	1000

THIS DRAWING IS A CONTROLLED DOCUMENT.		DWN	TE Connectivity			
DIMENSIONS: MM		CHK				
TOLERANCES UNLESS OTHERWISE SPECIFIED: 0 PLC ± - 1 PLC ± - 2 PLC ± - 3 PLC ± - 4 PLC ± - ANGLES ± -		APVD	D-SUB, 15P, RECEPTACLE, RIGHT ANGLE			
MATERIAL		PRODUCT SPEC	SIZE	CAGE CODE	DRAWING NO	RESTRICTED TO
FINISH		APPLICATION SPEC	A3	00779	C=1734078	-
		WEIGHT	CUSTOMER DRAWING		SCALE	SHEET 2 OF 2
						REV D1