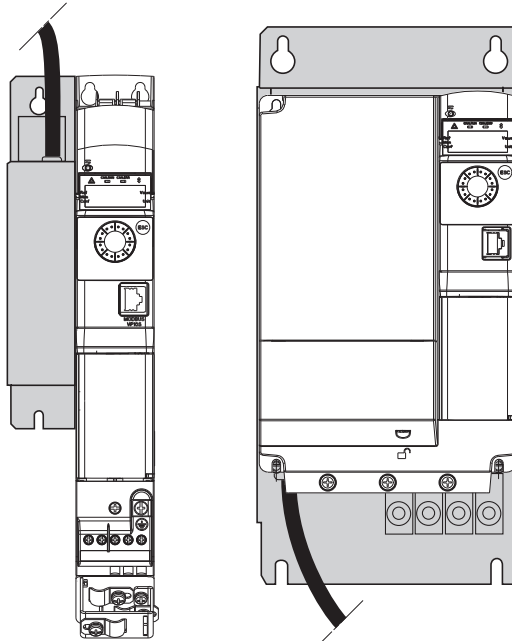




S1A4761502

Altivar 32 / Lexium 32

VW3 A4420 ... A4426



⚠ ⚠ DANGER

HAZARD OF ELECTRIC SHOCK, EXPLOSION, OR ARC FLASH

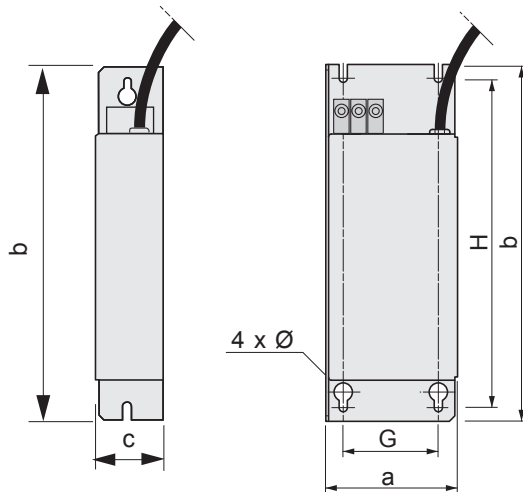
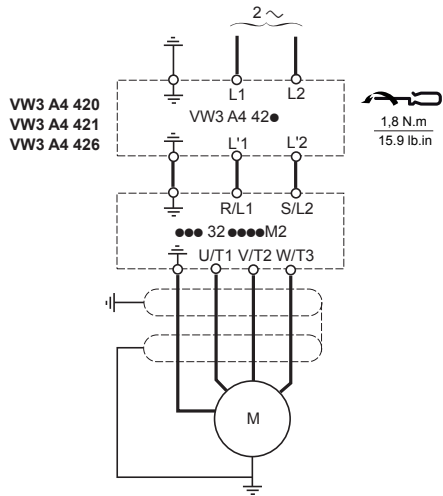
- Read and understand this manual and the manuals of the drive before installing this option.
- Installation must be performed by qualified personnel
- The user is responsible for compliance with all international and national electrical code requirements with respect to grounding of all equipment.
- Many parts of this drive, including the printed circuit boards, operate at the line voltage. **DO NOT TOUCH.** Use only electrically insulated tools.
- **DO NOT** touch unshielded components or terminal strip screw connections with voltage present.
- **DO NOT** short across terminals PA/+ and PC/- or across the DC bus capacitors.
- Before servicing the drive:
 - Disconnect all power, including external control power that may be present.
 - Place a "DO NOT TURN ON" label on all power disconnects.
 - Lock all power disconnects in the open position.
 - **WAIT 15 MINUTES** to allow the DC bus capacitors to discharge.
 - Measure the voltage of the DC bus between the PA/+ and PC/- terminals to ensure that the voltage is less than 42 Vdc.
 - If the DC bus capacitors do not discharge completely, contact your local Schneider Electric representative. Do not repair or operate the drive.
- Install and close all covers before applying power or starting and stopping the drive.

Failure to follow these instructions will result in death or serious injury.

Electrical equipment should be installed, operated, serviced, and maintained only by qualified personnel. No responsibility is assumed by Schneider Electric for any consequences arising out of the use of this product.

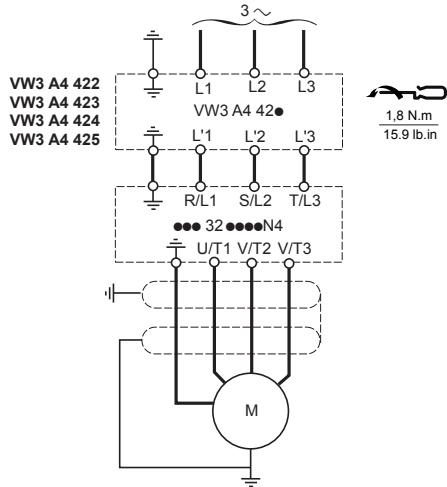
© 2010 Schneider Electric. All Rights Reserved.

VW3 A4 420	9A	ATV 32H018M2, H037M2, H055M2, H075M2 LXM 32●U45M2, U90M2
VW3 A4 421	16A	ATV 32HU11M2, U15M2 LXM 32●D18M2, D30M2
VW3 A4 426	22A	ATV 32HU22M2

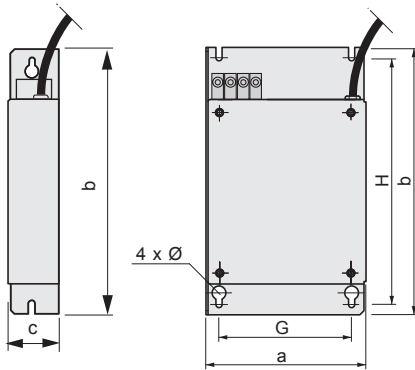


	a		b		c		G		H		Ø	
	(mm)	(inch)	(mm)	(inch)	(mm)	(inch)	(mm)	(inch)	(mm)	(inch)	(mm)	(inch)
VW3 A4 420	72	2.82	195	7.63	37	1.45	52	2.04	180	7.05	4,5	0.18
VW3 A4 421	107	4.2	195	7.63	35	1.37	85	3.32	180	7.05	4,5	0.18
VW3 A4 426	140	5.48	235	9.2	35	1.37	120	4.7	215	8.42	4,5	0.18


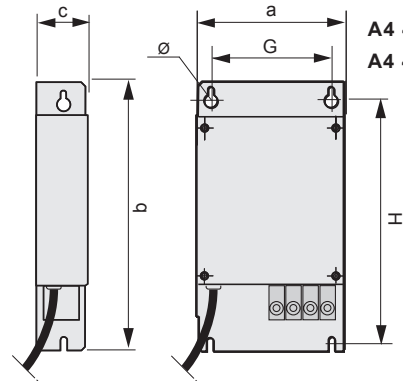
VW3 A4 422	15 A	ATV 32H037N4, H055N4, H075N4, HU11N4, HU15N4, HU22N4, HU30N4, HU40N4 LXM 32●U60N4, D12N4, D18N4, D30N4
VW3 A4 423	25 A	LXM 32●72N4
VW3 A4 424	47 A	ATV 32HU55N4, HU75N4
VW3 A4 425	49 A	ATV 32HD11N4, HD15N4



A4 422
A4 423



A4 424
A4 425



	a		b		c		G		H		Ø	
	(mm)	(inch)	(mm)	(inch)	(mm)	(inch)	(mm)	(inch)	(mm)	(inch)	(mm)	(inch)
VW3 A4 422	107	4.2	195	7.63	42	1.65	85	3.32	180	7.05	4,5	0.18
VW3 A4 423	140	5.48	235	9.2	50	1.96	120	4.7	215	8.42	4,5	0.18
VW3 A4 424	180	7.05	305	11.94	60	2.35	140	5.48	285	11.15	5,5	0.22
VW3 A4 425	245	9.59	395	15.46	60	2.35	205	8.03	375	14.7	5,5	0.22