






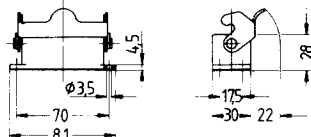



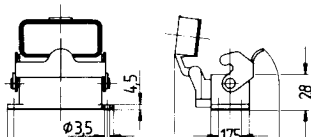


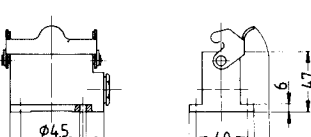







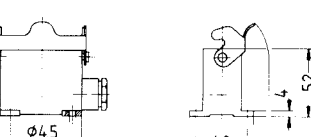

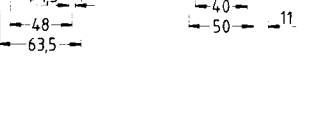










Side clip on housing

Style	Ordering number	Cable entry			Description	Outline drawing dimensions in mm
		 PG	 PG	 PG		
Surface-mounted housing bottom entry						
		PG	PG	PG		
	41.50.10.00				HA.10.AG-LB	
	51.41.50.10.00				HA-K.10.AG-LB	
With cover 						
	41.52.10.00				HA.10.AGD-LB	
	51.41.52.10.00				HA-K.10.AGD-LB	
Surface-mounted housing side entry standard construction						
	41.60.10.05	16			HA.10.SG-LB.1.16	
	41.60.10.79		16		HA.10.SG-LB.1.16.Z	
	41.60.10.06	2x16			HA.10.SG-LB.2.16	
	41.60.10.95		2x16		HA.10.SG-LB.2.16.Z	
	51.41.60.10.05	16			HA-K.10.SG-LB.1.16	
	51.41.60.10.79		16		HA-K.10.SG-LB.1.16.Z	
	51.41.60.10.06	2x16			HA-K.10.SG-LB.2.16	
	51.41.60.10.95		2x16		HA-K.10.SG-LB.2.16.Z	
high construction						
	49.60.15.05	16			HD.15.SG-LB.1.16	
	49.60.15.79		16		HD.15.SG-LB.1.16.Z	
	49.60.15.06	2x16			HD.15.SG-LB.2.16	
	49.60.15.95		2x16		HD.15.SG-LB.2.16.Z	
	49.60.15.07	21			HD.15.SG-LB.1.21	
	49.60.15.80		21		HD.15.SG-LB.1.21.Z	
	49.60.15.08	2x21			HD.15.SG-LB.2.21	
	49.60.15.96		2x21		HD.15.SG-LB.2.21.Z	
	51.49.60.15.05	16			HD-K.15.SG-LB.1.16	
	51.49.60.15.79		16		HD-K.15.SG-LB.1.16.Z	
	51.49.60.15.06	2x16			HD-K.15.SG-LB.2.16	
	51.49.60.15.95		2x16		HD-K.15.SG-LB.2.16.Z	
	51.49.60.15.07	21			HD-K.15.SG-LB.1.21	
	51.49.60.15.80		21		HD-K.15.SG-LB.1.21.Z	
	51.49.60.15.08	2x21			HD-K.15.SG-LB.2.21	
	51.49.60.15.96		2x21		HD-K.15.SG-LB.2.21.Z	