

22 mm

Description

Ratings

- Worldwide availability
- UL Listed for Types 1, 3R, 4, 4X, 12 & 13 applications
- UL, CSA, NEMA, IEC and most international standards
- CE marking
- UL File # E57057
- CSA File # LR19700

General construction

- Quick mounting feature reduces installation time
- Front ring options are chrome metal, chrome plastic and black plastic
- Contact block holder features rear mounting with quick-release locking mechanism for high security
- Knurled sleeve tightens against panel assuring secure mounting
- Buttons available in seven colors
- Engraved caps available
- Mounts in 7/8"/22mm hole
- Anti-rotation
- Full line of accessories

Operators

- Emergency stop operators in illuminated and non-illuminated, maintained, push-pull or twist release
- Mushroom operators in maintained, push-pull, illuminated, twist release, momentary or key operated designs
- Illuminated & non-illuminated push-push operators with push-on & push-off designs (maintained)
- Two-position toggle operators, maintained
- Three-position toggle operators, maintained or momentary
- Key operated pushbuttons
- Selector switches, 2 or 3 position, illuminated, maintained, momentary or key operated
- Available with or without contact blocks
- Two button momentary operators with pilot light

Pilot lights

- Compact full voltage pilot light
- Full voltage, resistor and transformer type
- LED & neon bulbs available for illuminated pushbuttons and pilot lights

Contact blocks

- CBK 22mm and CBG 30mm devices use the same contact blocks, lamp modules, & transformers
- Quick-mount, quick-release contact block holder for fast, easy assembly
- N.O. & N.C. contact blocks are color coded for easy identification: Green, N.O./Red, N.C.
- Silver tipped contacts have wiping action for high reliability
- Low energy gold plated contact blocks available
- Base mounted contact blocks are available and snap onto a 35mm DIN rail or into a Type CBK enclosure
- 5 Contact block holder

Enclosures

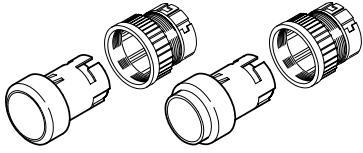
- Available for 1, 2, 3, 4 & 6 operators
- Base mounted contacts allow the enclosure cover to be removed; wiring stays with enclosure base
- New base design allows up to 5 contact blocks to be mounted per operator in some combinations

Additional products

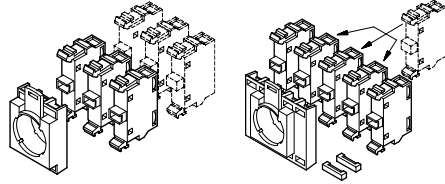
- 4X buzzer, continuous and pulsating
- 5k and 10k potentiometers

Selection guide

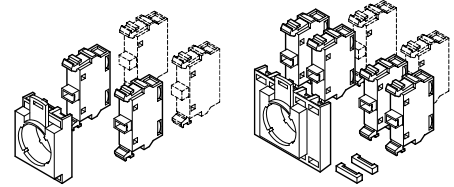
Pushbuttons



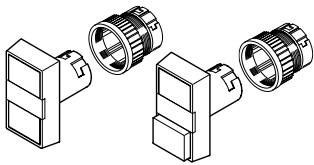
Contact block combinations Non-illuminated/momentary



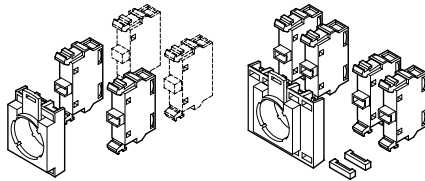
Non-illuminated/maintained



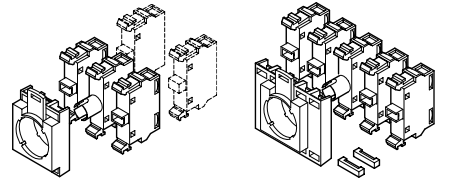
Double pushbuttons



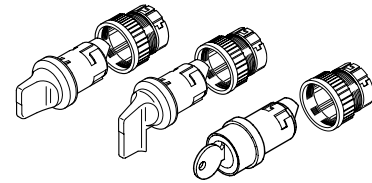
Contact block combinations Non-illuminated



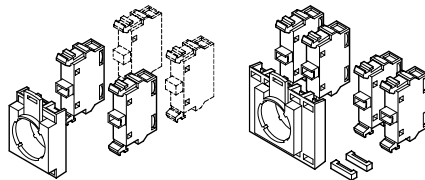
Illuminated



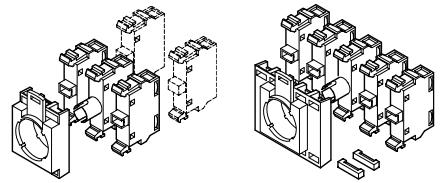
Selector switches



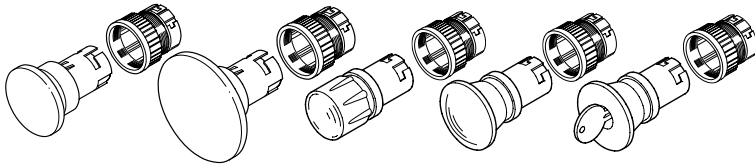
Contact block combinations Non illuminated



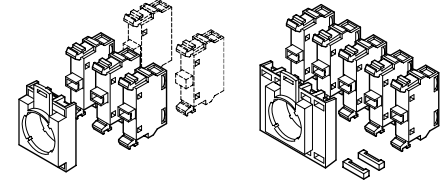
Illuminated



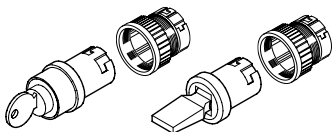
Mushrooms



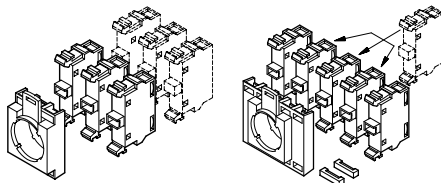
Contact block combinations



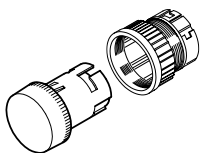
Toggle switches and key-lockable pushbuttons



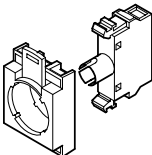
Contact block combinations



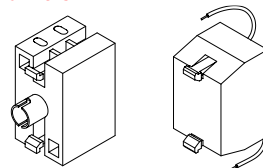
Pilot-lights



Lamp block combinations



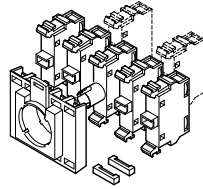
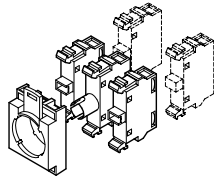
Transformers



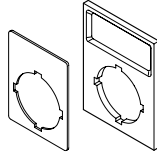
22 mm

Selection guide

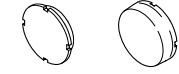
Illuminated



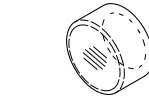
Accessories



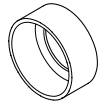
Legend plates



For flush button
For extended button
Text caps

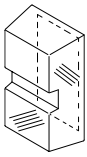


Sealing membrane



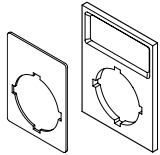
Guard

Accessories



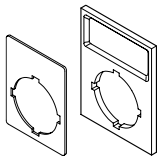
Sealing membrane

Accessories

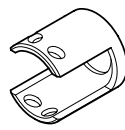


Legend plates

Accessories



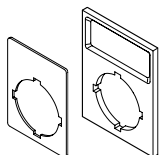
Legend plates



Shackle

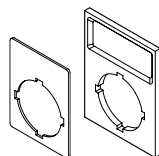
For 30mm knob with twist release only.

Accessories



Legend plates

Accessories

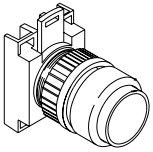


Legend plates



Text cap

22 mm




Flush & extended pushbuttons

Non-illuminated

Momentary




CBK-MPR



CBK-MPER



CBK-CB10



5 contact block holder

Non-illuminated, momentary

Type	Black plastic ring	Chrome plastic ring		Chrome metal ring	
	Catalog number	Catalog number	List price	Catalog number	List price
Flush button					
Red	CBK-KPR	CBK-CPR	\$ 8.10	CBK-MPR	\$ 10.60
Green	CBK-KPG	CBK-CPG		CBK-MPG	
Yellow	CBK-KPY	CBK-CPY		CBK-MPY	
Blue	CBK-KPL	CBK-CPL		CBK-MPL	
Black	CBK-KPB	CBK-CPB		CBK-MPB	
Clear ^①	CBK-KPC	CBK-CPC		CBK-MPC	
White	CBK-KPW	CBK-CPW		CBK-MPW	
Extended button					
Red	CBK-KPER	CBK-CPER	8.10	CBK-MPER	10.60
Green	CBK-KPEG	CBK-CPEG		CBK-MPEG	
Yellow	CBK-KPEY	CBK-CPEY		CBK-MPEY	
Blue	CBK-KPEL	CBK-CPEL		CBK-MPEL	
Black	CBK-KPEB	CBK-CPEB		CBK-MPEB	
Clear ^①	CBK-KPEC	CBK-CPEC		CBK-MPEC	
White	CBK-KPEW	CBK-CPEW		CBK-MPEW	

Contact blocks (Maximum 6 per operator)

Item	Separate contact blocks catalog number	Included with operator suffix code	List price adder
1 N.O. 1 N.C.	CBK-CB10 CBK-CB01	10 01	\$ 8.00
1 N.O. & 1N.C. 2 N.O. 2 N.C.	CBK-CB10 + CBK-CB01 CBK-CB10 + CBK-CB10 CBK-CB01 + CBK-CB01	11 20 02	16.00

Pushbuttons are complete except for contact blocks:

- To order a pushbutton operator complete with contact block, add the appropriate suffix code to the end of the catalog number and add the list price adder to the operator list price. EX: CBK-KPR10, **\$ 16.10**
- To order just the contact block, refer to "Separate contact blocks" column and indicate catalog number and quantity. EX: CBK-CB10, qty 1, **\$ 8.00**

Example of individual component ordering

$$\text{CBK-KPR} \quad \$ 8.10 \quad + \quad \text{CBK-CB10} \quad \$ 8.00 \quad = \quad \text{CBK-KPR10} \quad \$ 16.10$$

5 Contact block holders (Maximum 6 contact blocks)

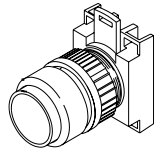
To order an assembled unit with a 5 contact block holder, add the digit "5" to the end of the catalog number and add \$ 4.00 to the list price. EX: CBK-KPR5, **\$ 12.10**

^① To order a lens insert, refer to the lens insert selection chart on pages 1.30 - 1.31 and place the appropriate suffix code at the end of the catalog number (but before the contact block suffix code, if there is one) and add \$.90 to the list price.

Flush & extended pushbuttons

Non-illuminated

Maintained




CBK-MPPR



CBK-MPPER



CBK-CB10



5 contact block holder

Non-illuminated, maintained — push-push

Type	Black plastic ring	Chrome plastic ring		Chrome metal ring	
	Catalog number	Catalog number	List price	Catalog number	List price
Flush button					
Red	CBK-KPPR	CBK-CPPR	\$ 19.30	CBK-MPPR	\$ 21.80
Green	CBK-KPPG	CBK-CPPG		CBK-MPPG	
Yellow	CBK-KPPY	CBK-CPPY		CBK-MPPY	
Blue	CBK-KPPL	CBK-CPPL		CBK-MPPL	
Black	CBK-KPPB	CBK-CPPB		CBK-MPPB	
Clear [Ⓞ]	CBK-KPPC	CBK-CPPC		CBK-MPPC	
White	CBK-KPPW	CBK-CPPW		CBK-MPPW	
Extended button					
Red	CBK-KPPER	CBK-CPPER	19.30	CBK-MPPER	21.80
Green	CBK-KPPEG	CBK-CPPEG		CBK-MPPEG	
Yellow	CBK-KPPEY	CBK-CPPEY		CBK-MPPEY	
Blue	CBK-KPEEL	CBK-CPPEL		CBK-MPEEL	
Black	CBK-KPPEB	CBK-CPPEB		CBK-MPPEB	
Clear [Ⓞ]	CBK-KPPEC	CBK-CPPEC		CBK-MPPEC	
White	CBK-KPPEW	CBK-CPPEW		CBK-MPPEW	

Contact blocks (Maximum 6 per operator)

Item	Separate contact blocks catalog number	Included with operator suffix code	List price adder
1 N.O. 1 N.C.	CBK-CB10 CBK-CB01	10 01	\$ 8.00
1 N.O. & 1N.C. 2 N.O. 2 N.C.	CBK-CB10 + CBK-CB01 CBK-CB10 + CBK-CB10 CBK-CB01 + CBK-CB01	11 20 02	16.00

Pushbuttons are complete except for contact blocks:

- To order a pushbutton operator complete with contact block, add the appropriate suffix code to the end of the catalog number and add the list price adder to the operator list price. EX: CBK-KPPR10, **\$ 27.30**
- To order just the contact block, refer to "Separate contact blocks" column and indicate catalog number and quantity. EX: CBK-CB10, qty 1, **\$ 8.00**

Example of individual component ordering

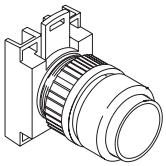
$$\begin{array}{r} \text{CBK-KPPR} \\ \$ 19.30 \end{array} + \begin{array}{r} \text{CBK-CB10} \\ \$ 8.00 \end{array} = \begin{array}{r} \text{CBK-KPPR10} \\ \$ 27.30 \end{array}$$

5 Contact block holders (Maximum 6 contact blocks)

To order an assembled unit with a 5 contact block holder, add the digit "5" to the end of the catalog number and add \$ 4.00 to the list price. EX: CBK-KPPR5, **\$ 23.30**

22 mm


[Ⓞ] To order a lens insert, refer to the lens insert selection chart on pages 1.30 - 1.31 and place the appropriate suffix code at the end of the catalog number (but before the contact block suffix code, if there is one) and add \$.90 to the list price.



Extended pushbuttons

Illuminated

Momentary




CBK-MPIF6R



CBK-KPIF6R



CBK-CB10



5 contact block holder



Illuminated buttons

Illuminated, momentary (extended button)

Type	Black plastic ring	Chrome plastic ring		Chrome metal ring	
	Catalog number	Catalog number	List price	Catalog number	List price
Operator only Ⓞ	CBK-KPI★	CBK-CPI★	\$ 8.10	CBK-MPI★	\$ 10.60
Full voltage type					
6V	CBK-KPIF6★	CBK-CPIF6★	31.60	CBK-MPIF6★	34.10
12V	CBK-KPIF7★	CBK-CPIF7★			
24V	CBK-KPIF8★	CBK-CPIF8★			
48V	CBK-KPIF9★	CBK-CPIF9★			
120V	CBK-KPIF1★	CBK-CPIF1★			
Resistor type					
120V/60V	CBK-KPIR1★	CBK-CPIR1★	35.60	CBK-MPIR1★	38.10
240V/120V	CBK-KPIR2★	CBK-CPIR2★			
Transformer type					
120V/6V	CBK-KPIT1★	CBK-CPIT1★	66.60	CBK-MPIT1★	69.10
240V/6V	CBK-KPIT2★	CBK-CPIT2★			
380V/6V	CBK-KPIT3★	CBK-CPIT3★			
480V/6V	CBK-KPIT4★	CBK-CPIT4★			

★ Substitute the ★ for a suffix letter from the "Illuminated buttons" chart. Example: CBK-KPIF6R
 NOTE: If a flush button is desired, add "F" suffix after the ★. Example: CBK-KPIF6RF.

Illuminated LED bulb, momentary (extended button)ⓄⓄ

Type	Black plastic ring	Chrome plastic ring		Chrome metal ring	
	Catalog number	Catalog number	List price	Catalog number	List price
Full voltage type					
24V	CBK-KPIFL8★	CBK-CPIFL8★	\$ 40.60	CBK-MPIFL8★	\$ 43.10
120V	CBK-KPIFL1★	CBK-CPIFL1★	40.60	CBK-MPIFL1★	43.10
240V	CBK-KPIFL2★	CBK-CPIFL2★	46.60	CBK-MPIFL2★	49.10
Transformer type					
380V/24V	CBK-KPITL3★	CBK-CPITL3★	75.60	CBK-MPITL3★	78.10
480V/24V	CBK-KPITL4★	CBK-CPITL4★			

Contact blocks (Maximum 6 per operator)

Item	Separate contact blocks catalog number	Included with operator suffix code	List price adder
1 N.O. 1 N.C.	CBK-CB10 CBK-CB01	10 01	\$ 8.00
1 N.O. & 1 N.C. 2 N.O. 2 N.C.	CBK-CB10 + CBK-CB01 CBK-CB10 + CBK-CB10 CBK-CB01 + CBK-CB01	11 20 02	16.00

Pushbuttons are complete except for contact blocks:

- To order a pushbutton operator complete with contact block, add the appropriate suffix code to the end of the catalog number and add the list price adder to the operator list price. EX: CBK-KPIF6R10, \$ 39.60
- To order just the contact block, refer to "Separate Contact Blocks" column and indicate catalog number and quantity. EX: CBK-CB10, qty 1, \$ 8.00

Example of individual component ordering

$$\begin{array}{ccccccc}
 \text{CBK-KPIR} & + & \text{Transformer} & + & \text{Lamp module} & + & \text{Lamp bulb} \\
 \$ 8.10 & & \text{(if required)} & & \text{CBK-LMF} & & \text{CBK-LB6} \\
 & & & & \$ 17.50 & & \$ 6.00 \\
 & & & & & + & \text{CBK-CB10} \\
 & & & & & & \$ 8.00 \\
 & & & & & = & \text{CBK-KPIF6R10} \\
 & & & & & & \$ 39.60
 \end{array}$$

5 Contact block holders (Maximum 6 contact blocks)

To order an assembled unit with a 5 contact block holder, add the digit "5" to the end of the catalog number and add \$4.00 to the list price. EX: CBK-KPIF6R5, \$ 35.60

★ Illuminated buttons

Button color	Suffix code
Red	R
Green	G
Yellow	Y
Blue	L
Clear Ⓞ	C
White	W

Ⓞ Lamp module and bulb must be ordered separately; see pages 1.28 - 1.29.

Ⓞ White LEDs use clear lenses.

Ⓞ For blue or white LED, add \$ 3.00 to list price.

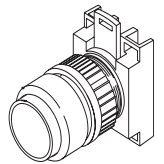
Ⓞ To order a lens insert, refer to the lens insert selection chart on pages 1.30 - 1.31 and place the appropriate suffix code at the end of the catalog number (but before the contact block suffix code, if there is one) and add \$.90 to the list price.

22 mm


Extended pushbuttons

Illuminated


Maintained



22 mm



CBK-MPIF6R



CBK-KPIF6R



CBK-CB10



5 contact block holder

Illuminated, maintained push-push (extended)

Type	Black plastic ring		Chrome plastic ring		Chrome metal ring	
	Catalog number	Catalog number	List price	Catalog number	List price	
Operator only ⓐ	CBK-KPPI★	CBK-CPPI★	\$ 19.30	CBK-MPPI★	\$ 21.80	
Full voltage type						
6V	CBK-KPPIF6★	CBK-CPPIF6★	42.80	CBK-MPPIF6★	45.30	
12V	CBK-KPPIF7★	CBK-CPPIF7★				
24V	CBK-KPPIF8★	CBK-CPPIF8★				
48V	CBK-KPPIF9★	CBK-CPPIF9★				
120V	CBK-KPPIF1★	CBK-CPPIF1★				
Resistor type						
120V/60V	CBK-KPPIR1★	CBK-CPPIR1★	47.30	CBK-MPPIR1★	49.80	
240V/120V	CBK-KPPIR2★	CBK-CPPIR2★				
Transformer type						
120V/6V	CBK-KPPIT1★	CBK-CPPI1★	78.30	CBK-MPPIT1★	80.80	
240V/6V	CBK-KPPIT2★	CBK-CPPI2★				
380V/6V	CBK-KPPIT3★	CBK-CPPI3★				
480V/6V	CBK-KPPIT4★	CBK-CPPI4★				

★ Substitute the ★ for a suffix letter from the Illuminated buttons chart. Example: CBK-KPPIF6R
NOTE: If a flush button is desired, add "F" suffix after the ★. Example: CBK-KPPIF6RF.

Illuminated LED bulb, maintained push-push (extended)ⓑⓒ

Item	Black plastic ring		Chrome plastic ring		Chrome metal ring	
	Catalog number	Catalog number	List price	Catalog number	List price	
Full voltage type						
24V	CBK-KPPIFL8★	CBK-CPPIFL8★	\$ 51.80	CBK-MPPIFL8★	\$ 54.30	
120V	CBK-KPPIFL1★	CBK-CPPIFL1★	51.80	CBK-MPPIFL1★	54.30	
240V	CBK-KPPIFL2★	CBK-CPPIFL2★	57.80	CBK-MPPIFL2★	60.30	
Transformer type						
380V/24V	CBK-KPPITL3★	CBK-CPPI3★	86.80	CBK-MPPITL3★	89.30	
480V/24V	CBK-KPPITL4★	CBK-CPPI4★				

Contact blocks (Maximum 6 per operator)

Item	Separate contact blocks catalog number	Included with operator suffix code	List price adder
1 N.O. 1 N.C.	CBK-CB10 CBK-CB01	10 01	\$ 8.00
1 N.O. & 1N.C. 2 N.O. 2 N.C.	CBK-CB10 + CBK-CB01 CBK-CB10 + CBK-CB10 CBK-CB01 + CBK-CB01	11 20 02	16.00

Pushbuttons are complete except for contact blocks:

- To order a pushbutton operator complete with contact block, add the appropriate suffix code to the end of the catalog number and add the list price adder to the operator list price. EX: CBK-KPPIF6R10, \$ 50.80
- To order just the contact block, refer to "Separate contact blocks" column and indicate catalog number and quantity. EX: CBK-CB10, qty 1, \$ 8.00

Example of individual component ordering

$$\text{CBK-KPPIR} + \text{Transformer (if required)} + \text{Lamp module CBK-LMF } \$ 17.50 + \text{Lamp bulb CBK-LB6 } \$ 6.00 + \text{CBK-CB10 } \$ 8.00 = \text{CBK-KPPIF6R10 } \$ 50.80$$

5 Contact block holders (Maximum 6 contact blocks)

To order an assembled unit with a 5 contact block holder, add the digit "5" to the end of the catalog number and add \$ 4.00 to the list price. EX: CBK-KPPIF6R5, \$ 46.80

★ Illuminated buttons

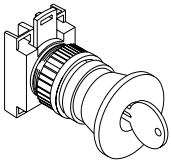
Button color	Suffix code
Red	R
Green	G
Yellow	Y
Blue	L
Clear ⓐ	C
White	W

ⓐ Lamp module and bulb must be ordered separately; see pages 1.28 - 1.29.

ⓑ White LEDs use clear lenses.


ⓒ For blue or white LED, add \$ 3.00 to list price.

ⓓ To order a lens insert, refer to the lens insert selection chart on pages 1.30 - 1.31 and place the appropriate suffix code at the end of the catalog number (but before the contact block suffix code, if there is one) and add \$.90 to the list price.



Mushroom pushbuttons, 30mm, 40mm & 60mm^①

Non-illuminated standard and lockable



CBK-PMP3R

CBK-PMT40R

CBK-PMK40R

CBK-KPM6Y

Mushroom pushbuttons — standard

Type	Color	Catalog number	List price
30mm Twist-release	Red	CBK-PMT3R	\$ 32.00
	Black	CBK-PMT3B	
Push-pull	Red	CBK-PMP3R	32.00
	Black	CBK-PMP3B	
40mm Momentary	Red	CBK-KPM40R	18.00
	Yellow	CBK-KPM40Y	
	Black	CBK-KPM40B	
Twist-release	Red	CBK-PMT40R	36.00
	Black	CBK-PMT40B	
Push-pull	Red	CBK-PMP40R	36.00
	Black	CBK-PMP40B	
60mm Momentary	Red	CBK-KPM6R	22.00
	Yellow	CBK-KPM6Y	
	Black	CBK-KPM6B	

Mushroom pushbuttons — lockable plastic mushroom

Type	Color	Catalog number	List price
40mm Maintained, Key release	Red	CBK-PMK40R	\$ 55.00
	Black	CBK-PMK40B	

Contact blocks (Maximum 5 per operator)

Item	Separate contact blocks catalog number	Included with operator suffix code	List price adder
1 N.O. 1 N.C.	CBK-CB10 CBK-CB01	10 01	\$ 8.00
1 N.O. & 1N.C. 2 N.O. 2 N.C.	CBK-CB10 + CBK-CB01 CBK-CB10 + CBK-CB10 CBK-CB01 + CBK-CB01	11 20 02	16.00

Mushroom pushbuttons are complete except for contact blocks:

- To order a mushroom pushbutton operator complete with contact block, add the appropriate suffix code to the end of the catalog number and add the list price adder to the operator list price. EX: CBK-PMT3R10, \$ 40.00
- To order just the contact block, refer to "Separate contact blocks" column and indicate catalog number and quantity. EX: CBK-CB10, qty 1, \$ 8.00

Example of individual component ordering

$$\text{CBK-PMT3R} + \text{CBK-CB10} = \text{CBK-PMT3R10}$$

$$\text{\$ 32.00} + \text{\$ 8.00} = \text{\$ 40.00}$$

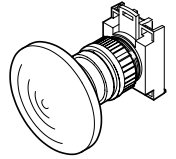
5 Contact block holders (Maximum 5 contact blocks)

To order an assembled unit with a 5 contact block holder, add the digit "5" to the end of the catalog number and add \$ 4.00 to the list price. EX: CBK-PMT3R5, \$ 36.00

^① See pages 1.11 – 1.13 for emergency stop pushbuttons which comply with EN418 and IEC947-5-5 standards.

Mushroom pushbuttons, 40mm

Illuminated, momentary



CBK-MPM40IF1Y



CBK-KPM40IF1Y



CBK-CB10



5 contact block holder

Illuminated mushrooms, 40mm

Type	Black plastic ring	Chrome plastic ring		Chrome metal ring	
	Catalog number	Catalog number	List price	Catalog number	List price
Operator only ^①	CBK-KPM40I★	CBK-CPM40I★	\$ 17.50	CBK-MPM40I★	\$ 20.00
Full voltage type					
6V	CBK-KPM40IF6★	CBK-CPM40IF6★	41.00	CBK-MPM40IF6★	43.50
12V	CBK-KPM40IF7★	CBK-CPM40IF7★			
24V	CBK-KPM40IF8★	CBK-CPM40IF8★			
48V	CBK-KPM40IF9★	CBK-CPM40IF9★			
120V	CBK-KPM40IF1★	CBK-CPM40IF1★			
Resistor type					
120V/60V	CBK-KPM40IR1★	CBK-CPM40IR1★	45.00	CBK-MPM40IR1★	47.50
240V/120V	CBK-KPM40IR2★	CBK-CPM40IR2★			
Transformer type					
120V/6V	CBK-KPM40IT1★	CBK-CPM40IT1★	76.00	CBK-MPM40IT1★	78.50
240V/6V	CBK-KPM40IT2★	CBK-CPM40IT2★			
380V/6V	CBK-KPM40IT3★	CBK-CPM40IT3★			
480V/6V	CBK-KPM40IT4★	CBK-CPM40IT4★			

Illuminated mushrooms with LED bulbs, 40mm

Type	Black plastic ring	Chrome plastic ring		Chrome metal ring	
	Catalog number	Catalog number	List price	Catalog number	List price
Full voltage type					
24V	CBK-KPM40IFL8★	CBK-CPM40IFL8★	\$ 50.00	CBK-MPM40IFL8★	\$ 52.50
120V	CBK-KPM40IFL1★	CBK-CPM40IFL1★	50.00	CBK-MPM40IFL1★	52.50
240V	CBK-KPM40IFL2★	CBK-CPM40IFL2★	56.00	CBK-MPM40IFL2★	58.50
Transformer type					
380V/24V	CBK-KPM40ITL3★	CBK-CPM40ITL3★	85.00	CBK-MPM40ITL3★	87.50
480V/24V	CBK-KPM40ITL4★	CBK-CPM40ITL4★			

22 mm

★ Illuminated buttons

Button color	Suffix code
Red	R
Green	G
Yellow	Y

Contact blocks (Maximum 5 per operator)

Item	Separate contact blocks catalog number	Included with operator suffix code	List price adder
1 N.O. 1 N.C.	CBK-CB10 CBK-CB01	10 01	\$ 8.00
1 N.O. & 1 N.C. 2 N.O. 2 N.C.	CBK-CB10 + CBK-CB01 CBK-CB10 + CBK-CB10 CBK-CB01 + CBK-CB01	11 20 02	16.00

Pushbuttons are complete except for contact blocks:

- To order a pushbutton operator complete with contact block, add the appropriate suffix code to the end of the catalog number and add the list price adder to the operator list price. EX: CBK-PM40IF1R10, \$ 49.00
- To order just the contact block, refer to "Separate contact blocks" column and indicate catalog number and quantity. EX: CBK-CB10, qty 1, \$ 8.00

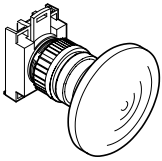
Example of individual component ordering

$$\begin{array}{r}
 \text{CBK-KPM40IR} + \text{Transformer} + \text{Lamp module} + \text{Lamp bulb} \\
 \$ 17.50 + (\text{if required}) + \text{CBK-LMF} + \text{CBK-LB1} + \text{CBK-CB10} = \text{CBK-KPM40IF1R10} \\
 \$ 17.50 + \$ 17.50 + \$ 6.00 + \$ 8.00 = \$ 49.00
 \end{array}$$

5 Contact block holders (Maximum 5 contact blocks)

To order an assembled unit with a 5 contact block holder, add the digit "5" to the end of the catalog number and add \$ 4.00 to the list price. EX: CBK-KPM40IF1R5, \$ 45.00

① Lamp module and bulb must be ordered separately; see pages 1.28 - 1.29.



Mushroom pushbuttons, 60mm Illuminated, momentary



22 mm

Illuminated mushrooms, 60mm

Type	Black plastic ring	Chrome plastic ring		Chrome metal ring	
	Catalog number	Catalog number	List price	Catalog number	List price
Operator only Ⓞ	CBK-KPM61★	CBK-CPM61★	\$ 21.50	CBK-MPM61★	\$ 24.00
Full voltage type 6V 12V 24V 48V 120V	CBK-KPM61F6★ CBK-KPM61F7★ CBK-KPM61F8★ CBK-KPM61F9★ CBK-KPM61F1★	CBK-CPM61F6★ CBK-CPM61F7★ CBK-CPM61F8★ CBK-CPM61F9★ CBK-CPM61F1★	45.00	CBK-MPM61F6★ CBK-MPM61F7★ CBK-MPM61F8★ CBK-MPM61F9★ CBK-MPM61F1★	47.50
Resistor type 120V/60V 240V/120V	CBK-KPM61R1★ CBK-KPM61R2★	CBK-CPM61R1★ CBK-CPM61R2★	49.00	CBK-MPM61R1★ CBK-MPM61R2★	51.50
Transformer type 120V/6V 240V/6V 380V/6V 480V/6V	CBK-KPM61T1★ CBK-KPM61T2★ CBK-KPM61T3★ CBK-KPM61T4★	CBK-CPM61T1★ CBK-CPM61T2★ CBK-CPM61T3★ CBK-CPM61T4★	80.00	CBK-MPM61T1★ CBK-MPM61T2★ CBK-MPM61T3★ CBK-MPM61T4★	82.50

Illuminated mushrooms with LED bulbs, 60mm

Type	Black plastic ring	Chrome plastic ring		Chrome metal ring	
	Catalog number	Catalog number	List price	Catalog number	List price
Full voltage type 24V 120V 240V	CBK-KPM61FL8★ CBK-KPM61FL1★ CBK-KPM61FL2★	CBK-CPM61FL8★ CBK-CPM61FL1★ CBK-CPM61FL2★	\$ 54.00 54.00 60.00	CBK-MPM61FL8★ CBK-MPM61FL1★ CBK-MPM61FL2★	\$ 56.50 56.50 62.50
Transformer type 380V/24V 480V/24V	CBK-KPM61TL3★ CBK-KPM61TL4★	CBK-CPM61TL3★ CBK-CPM61TL4★	89.00	CBK-MPM61TL3★ CBK-MPM61TL4★	91.50

★ Illuminated buttons

Button color	Suffix code
Red	R
Green	G
Yellow	Y

Contact blocks (Maximum 5 per operator)

Item	Separate contact blocks catalog number	Included with operator suffix code	List price adder
1 N.O. 1 N.C.	CBK-CB10 CBK-CB01	10 01	\$ 8.00
1 N.O. & 1N.C. 2 N.O. 2 N.C.	CBK-CB10 + CBK-CB01 CBK-CB10 + CBK-CB10 CBK-CB01 + CBK-CB01	11 20 02	16.00

Pushbuttons are complete except for contact blocks:

- To order a pushbutton operator complete with contact block, add the appropriate suffix code to the end of the catalog number and add the list price adder to the operator list price. EX: CBK-KPM61F1R10, \$ 53.00
- To order just the contact block, refer to "Separate contact blocks" column and indicate catalog number and quantity. EX: CBK-CB10, qty 1, \$ 8.00

Example of individual component ordering

$$\begin{array}{ccccccc}
 & & \text{Lamp module} & & \text{Lamp bulb} & & \\
 \text{CBK-KPM61R} & + & \text{CBK-LMF} & + & \text{CBK-LB1} & + & \text{CBK-CB10} = \text{CBK-KPM61F1R10} \\
 \$ 21.50 & & \text{(if required)} & & \$ 6.00 & & \$ 8.00 & & \$ 53.00
 \end{array}$$

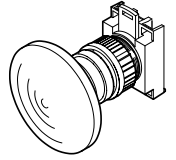
5 Contact block holders (Maximum 5 contact blocks)

To order an assembled unit with a 5 contact block holder, add the digit "5" to the end of the catalog number and add \$ 4.00 to the list price. EX: CBK-KPM61F1R5, \$ 49.00

Ⓞ Lamp module and bulb must be ordered separately; see pages 1.28 - 1.29.

Emergency stop pushbuttons^{①②}

Non-illuminated



22 mm



CBK-EST4R



CBK-ESP6R



CBK-ESCH



CBK-CB10

Non-illuminated operators

Type	Catalog number	List price adder
40mm Twist release ^③ Pull release	CBK-EST4R CBK-ESP4R	\$ 36.00
60mm Twist release ^③ Pull release	CBK-EST6R CBK-ESP6R	48.00

Contact block holder

Item	Catalog number	List price adder
Contact block holder	CBK-ESCH	\$ 2.00

Contact blocks (Maximum 4 per operator)

Item	Separate contact blocks catalog number	Included with operator suffix code	List price adder
1 N.O. 1 N.C.	CBK-CB10 CBK-CB01	10 01	\$ 8.00
1 N.O. & 1N.C. 2 N.O. 2 N.C.	CBK-CB10 + CBK-CB01 CBK-CB10 + CBK-CB10 CBK-CB01 + CBK-CB01	11 20 02	16.00

Pushbuttons are complete except for contact blocks:

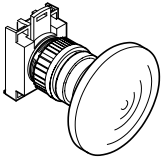
- To order a pushbutton operator complete with contact block, add the appropriate suffix code to the end of the catalog number and add the list price adder to the operator list price. EX: CBK-EST4R01, **\$ 44.00**
- To order just the contact block, refer to "Separate contact blocks" column and indicate catalog number and quantity. EX: CBK-CB01, qty 1, **\$ 8.00**

Example of individual component ordering

$$\text{CBK-EST4R} \quad \text{CBK-CB01} \quad \text{CBK-EST4R01}$$

$$\$ 36.00 \quad + \quad \$ 8.00 \quad = \quad \$ 44.00$$

① All operators on this page comply with EN418 & IEC947-5-5 standards.
 ② Use adapter plate described on page 1.37 when using CBK-EP series enclosures.
 ③ Can also be released by pulling.



Emergency stop pushbuttons, 40mm^{①②} Illuminated



CBK-EST4IF1R



CBK-ESP4IF1R



CBK-ESCH



CBK-CB10

Illuminated emergency stop pushbuttons, 40mm

Type	Twist release ^③		Push-pull	
	Catalog number	List price	Catalog number	List price
Operator only ^④	CBK-EST4IR	\$ 36.00	CBK-ESP4IR	\$ 36.00
Full voltage type				
6V	CBK-EST4IF6R	59.50	CBK-ESP4IF6R	59.50
12V	CBK-EST4IF7R		CBK-ESP4IF7R	
24V	CBK-EST4IF8R		CBK-ESP4IF8R	
48V	CBK-EST4IF9R		CBK-ESP4IF9R	
120V	CBK-EST4IF1R		CBK-ESP4IF1R	
Resistor type				
120V/60V	CBK-EST4IR1R	63.50	CBK-ESP4IR1R	63.50
240V/120V	CBK-EST4IR2R		CBK-ESP4IR2R	
Transformer type				
120V/6V	CBK-EST4IT1R	94.50	CBK-ESP4IT1R	94.50
240V/6V	CBK-EST4IT2R		CBK-ESP4IT2R	
380V/6V	CBK-EST4IT3R		CBK-ESP4IT3R	
480V/6V	CBK-EST4IT4R		CBK-ESP4IT4R	

Illuminated emergency stop pushbuttons with LED bulbs, 40mm

Type	Twist release ^③		Push-pull	
	Catalog number	List price	Catalog number	List price
Operator only ^④				
Order lamp module & bulb separately	CBK-EST4IR	\$ 36.00	CBK-ESP4IR	\$ 36.00
Full voltage type				
24V	CBK-EST4IFL8R	68.50	CBK-ESP4IFL8R	68.50
120V	CBK-EST4IFL1R	68.50	CBK-ESP4IFL1R	68.50
240V	CBK-EST4IFL2R	74.50	CBK-ESP4IFL2R	74.50
Transformer type				
380V/24V	CBK-EST4ITL3R	103.50	CBK-ESP4ITL3R	103.50
480V/24V	CBK-EST4ITL4R		CBK-ESP4ITL4R	

Contact block holder

Item	Catalog number	List price adder
Contact block holder	CBK-ESCH	\$ 2.00

Contact blocks (Maximum 4 per operator)

Item	Separate contact blocks catalog number	Included with operator suffix code	List price adder
1 N.O. 1 N.C.	CBK-CB10 CBK-CB01	10 01	\$ 8.00
1 N.O. & 1N.C. 2 N.O. 2 N.C.	CBK-CB10 + CBK-CB01 CBK-CB10 + CBK-CB10 CBK-CB01 + CBK-CB01	11 20 02	16.00

Pushbuttons are complete except for contact blocks:

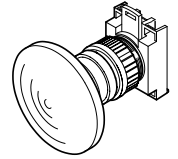
- To order a pushbutton operator complete with contact block, add the appropriate suffix code to the end of the catalog number and add the list price adder to the operator list price. EX: CBK-EST4IF1R01, **\$ 67.50**
- To order just the contact block, refer to "Separate contact blocks" column and indicate catalog number and quantity. EX: CBK-CB01, qty 1, **\$ 8.00**

Example of individual component ordering

$$\begin{array}{r}
 \text{CBK-EST4IR} \\
 \$ 36.00
 \end{array}
 + \begin{array}{r}
 \text{Transformer} \\
 \text{(if required)}
 \end{array}
 + \begin{array}{r}
 \text{Lamp module} \\
 \text{CBK-LMF} \\
 \$ 17.50
 \end{array}
 + \begin{array}{r}
 \text{Lamp bulb} \\
 \text{CBK-LB1} \\
 \$ 6.00
 \end{array}
 + \begin{array}{r}
 \text{CBK-CB01} \\
 \$ 8.00
 \end{array}
 = \begin{array}{r}
 \text{CBK-EST4IF1R01} \\
 \$ 67.50
 \end{array}$$

^① All operators on this page comply with EN418 & IEC947-5-5 standards.
^② Use adapter plate described on page 1.37 when using CBK-EP series enclosures.
^③ Can also be released by pulling.
^④ Lamp module and bulb must be ordered separately; see pages 1.28 - 1.29.

Emergency stop pushbuttons, 60mm^{①②} Illuminated



Illuminated emergency stop pushbuttons, 60mm

Type	Twist release ^③		Push-pull	
	Catalog number	List price	Catalog number	List price
Operator only^④	CBK-EST6IR	\$ 48.00	CBK-ESP6IR	\$ 48.00
Full voltage type				
6V	CBK-EST6IF6R	71.50	CBK-ESP6IF6R	71.50
12V	CBK-EST6IF7R		CBK-ESP6IF7R	
24V	CBK-EST6IF8R		CBK-ESP6IF8R	
48V	CBK-EST6IF9R		CBK-ESP6IF9R	
120V	CBK-EST6IF1R		CBK-ESP6IF1R	
Resistor type				
120V/60V	CBK-EST6IR1R	75.50	CBK-ESP6IR1R	75.50
240V/120V	CBK-EST6IR2R		CBK-ESP6IR2R	
Transformer type				
120V/6V	CBK-EST6IT1R	106.50	CBK-ESP6IT1R	106.50
240V/6V	CBK-EST6IT2R		CBK-ESP6IT2R	
380V/6V	CBK-EST6IT3R		CBK-ESP6IT3R	
480V/6V	CBK-EST6IT4R		CBK-ESP6IT4R	

Illuminated emergency stop pushbuttons with LED bulbs, 60mm

Type	Twist release ^③		Push-pull	
	Catalog number	List price	Catalog number	List price
Operator only^④				
Order lamp module & bulb separately	CBK-EST6IR	\$ 48.00	CBK-ESP6IR	\$ 48.00
Full voltage type				
24V	CBK-EST6IFL8R	80.50	CBK-ESP6IFL8R	80.50
120V	CBK-EST6IFL1R		CBK-ESP6IFL1R	
240V	CBK-EST6IFL2R		CBK-ESP6IFL2R	
Transformer type				
380V/24V	CBK-EST6ITL3R	115.50	CBK-ESP6ITL3R	115.50
480V/24V	CBK-EST6ITL4R		CBK-ESP6ITL4R	

Contact block holder

Item	Catalog number	List price adder
Contact block holder	CBK-ESCH	\$ 2.00

Contact blocks (Maximum 4 per operator)

Item	Separate contact blocks catalog number	Included with operator suffix code	List price adder
1 N.O.	CBK-CB10	10	\$ 8.00
1 N.C.	CBK-CB01	01	
1 N.O. & 1 N.C.	CBK-CB10 + CBK-CB01	11	16.00
2 N.O.	CBK-CB10 + CBK-CB10	20	
2 N.C.	CBK-CB01 + CBK-CB01	02	

Pushbuttons are complete except for contact blocks:

- To order a pushbutton operator complete with contact block, add the appropriate suffix code to the end of the catalog number and add the list price adder to the operator list price. EX: CBK-EST6IF1R01, **\$ 79.50**
- To order just the contact block, refer to "Separate contact blocks" column and indicate catalog number and quantity. EX: CBK-CB01, qty 1, **\$ 8.00**

Example of individual component ordering

$$\begin{array}{ccccccc}
 & & \text{Lamp module} & \text{Lamp bulb} & & & \\
 \text{CBK-EST6IR} & + & \text{Transformer} & + & \text{CBK-LMF} & + & \text{CBK-LB1} & + & \text{CBK-CB01} & = & \text{CBK-EST6IF1R01} \\
 \$ 48.00 & & \text{(if required)} & & \$ 17.50 & & \$ 6.00 & & \$ 8.00 & & \$ 79.50
 \end{array}$$

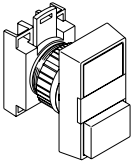
① All operators on this page comply with EN418 & IEC947-5-5 standards.

② Use adapter plate described on page 1.37 when using CBK-EP series enclosures.

③ Can also be released by pulling.

④ Lamp module and bulb must be ordered separately; see pages 1.28 - 1.29.


22 mm



Two button pushbuttons

Momentary

Non-illuminated



CBK-2P1



CBK-CB10



5 contact block holder

Two button pushbuttons — momentary

Engraving	Description	Catalog number	List price
On/Off	Flush green & flush red buttons	CBK-2P7	\$ 23.00
	Flush green & extended red buttons	CBK-2P8	
	Flush white & flush black buttons	CBK-2P2	
	Flush white & extended black buttons	CBK-2P9	
Start/Stop	Flush green & flush red buttons	CBK-2P10	23.00
	Flush green & extended red buttons	CBK-2P1	
	Flush white & flush black buttons	CBK-2P11	
	Flush white & extended black buttons	CBK-2P12	
	Flush black & extended red buttons	CBK-2P6	
I/O	Flush green & flush red buttons	CBK-2P3	23.00
	Flush green & extended red buttons	CBK-2P13	
	Flush white & flush black buttons	CBK-2P14	
	Flush white & extended black buttons	CBK-2P15	
Up/Down	Flush green and flush red buttons	CBK-2P4UD	23.00
Blank	Flush green & flush red buttons	CBK-2P4	20.00
	Flush green & extended red buttons	CBK-2P16	
	Flush white & flush black buttons	CBK-2P5	
	Flush white & extended black buttons	CBK-2P17	
	Flush black & extended red buttons	CBK-2P18	

NOTE: For UL Type 3R, 4, 4X, 12 & 13 applications, use the CBK-XB2 boot. See Accessories, page 1.35.

Contact blocks (Maximum 4 per operator)

Item	Separate contact blocks catalog number	Included with operator suffix code	List price adder
1 N.O.	CBK-CB10	10	\$ 8.00
1 N.C.	CBK-CB01	01	
1 N.O. & 1N.C.	CBK-CB10 + CBK-CB01	11	16.00
2 N.O.	CBK-CB10 + CBK-CB10	20	
2 N.C.	CBK-CB01 + CBK-CB01	02	

Pushbuttons are complete except for contact blocks:

- To order a pushbutton operator complete with contact block, add the appropriate suffix code to the end of the catalog number and add the list price adder to the operator list price. EX: CBK-2P610, **\$ 31.00**
- To order just the contact block, refer to "Separate contact blocks" column and indicate catalog number and quantity. EX: CBK-CB10, qty 1, **\$ 8.00**

Example of individual component ordering

$$\begin{array}{r}
 \text{CBK-2P1} \\
 \$ 23.00
 \end{array}
 +
 \begin{array}{r}
 \text{CBK-CB01} \\
 \$ 8.00
 \end{array}
 +
 \begin{array}{r}
 \text{CBK-CB10} \\
 \$ 8.00
 \end{array}
 =
 \begin{array}{r}
 \text{CBK-2P111} \\
 \$ 39.00
 \end{array}$$


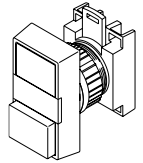
5 Contact block holders (Maximum 4 contact blocks)

To order an assembled unit with a 5 contact block holder, add the digit "A" to the end of the catalog number and add \$ 4.00 to the list price. EX: CBK-2P1A, **\$ 27.00**

Two button pushbuttons

Momentary

Illuminated




Two button pushbuttons — momentary^①

Engraving	Description	Catalog number	List price
On/Off	Flush green & flush red buttons Flush green & extended red buttons Flush white & flush black buttons Flush white & extended black buttons	CBK-2P7★ CBK-2P8★ CBK-2P2★ CBK-2P9★	\$ 31.00
Start/Stop	Flush green & flush red buttons Flush green & extended red buttons Flush white & flush black buttons Flush white & extended black buttons Flush black & extended red buttons	CBK-2P10★ CBK-2P1★ CBK-2P11★ CBK-2P12★ CBK-2P6★	31.00
I/O	Flush green & flush red buttons Flush green & extended red buttons Flush white & flush black buttons Flush white & extended black buttons	CBK-2P3★ CBK-2P13★ CBK-2P14★ CBK-2P15★	31.00
Blank	Flush green & flush red buttons Flush green & extended red buttons Flush white & flush black buttons Flush white & extended black buttons Flush black & extended red buttons	CBK-2P4★ CBK-2P16★ CBK-2P5★ CBK-2P17★ CBK-2P18★	28.00

★ Select the catalog number suffix for the lens insert color from "Lens insert colors" chart below.

NOTE: For UL Type 3R, 4, 4X, 12 & 13 applications, use the CBK-XB2 boot. See Accessories, page 1.35 or the chart below.

Lamp modules — operator mounted

Item	Voltage	Catalog number	List price
 CBK-LMF	Full voltage type	CBK-LMF	\$ 17.50
	Resistor type	CBK-LMR1 CBK-LMR2 CBK-LMR24 CBK-LMLED	21.50
	Transformer type	CBK-LT1 CBK-LT2 CBK-LT3 CBK-LT4 CBK-LT124 CBK-LT224 CBK-LT324 CBK-LT424	35.00

★ Lens insert colors

Color	Catalog. no. suffix
Green	G
Red	R
Yellow	Y
Clear	C




Protective boot

Item	Catalog number	List price
Flush boot for two button operator	CBK-XB2	\$ 8.00

Two button pushbuttons are complete except for lamp modules, lamp bulbs, transformers and contact blocks which should be ordered as separate components. EX: To order a start/stop operator with a red 120V full voltage pilot light:

• CBK-2PIR	\$ 31.00	• CBK-LB1	\$ 6.00
• CBK-LMF	17.50	• CBK-CB10	8.00
• CBK-LB1	6.00	• CBK-CB01	8.00
TOTAL	\$ 70.50		

Lamp bulbs

Item	Voltage	Catalog number	List price
 CBK-LB6	Filament type		
	6 VAC/DC 12 VAC/DC 24 VAC/DC 30 VAC/DC 48 VAC/DC 60 VAC/DC 130 VAC/DC	CBK-LB6 CBK-LB12 CBK-LB24 CBK-LB30 CBK-LB48 CBK-LB60 CBK-LB1	\$ 6.00
 CBK-LBN1	Neon type		
	110 VAC/DC 220 VAC 220 VDC	CBK-LBN1 CBK-LBN2 CBK-LBND2	
 CBK-LBD1R	LED bulbs		
		Standard	
	Red 24 VAC/DC	CBK-LBD8R	15.00
	120 VAC	CBK-LBD1R	15.00
	230 VAC	CBK-LBD2R	21.00
	Green 24 VAC/DC	CBK-LBD8G	15.00
	120 VAC	CBK-LBD1G	15.00
	230 VAC	CBK-LBD2G	21.00
	Yellow 24 VAC/DC	CBK-LBD8Y	15.00
	120 VAC	CBK-LBD1Y	15.00
230 VAC	CBK-LBD2Y	21.00	
Blue 24 VAC/DC	CBK-LBD8L	18.00	
120 VAC	CBK-LBD1L	18.00	
230 VAC	CBK-LBD2L	24.00	
White 24 VAC/DC	CBK-LBD8W	18.00	
120 VAC	CBK-LBD1W	18.00	
230 VAC	CBK-LBD2W	24.00	
	Flashing		
Red 24 VDC	CBK-LBDRF		
Green 24 VDC	CBK-LBDGF		
Yellow 24 VDC	CBK-LBDYF	20.00	

Contact blocks (Maximum 4 per operator)

Item	Separate contact blocks catalog number	Included with operator suffix code	List price adder
1 N.O.	CBK-CB10	10	\$ 8.00
1 N.C.	CBK-CB01	01	
1 N.O. & 1 N.C.	CBK-CB10 + CBK-CB01	11	16.00
2 N.O.	CBK-CB10 + CBK-CB10	20	
2 N.C.	CBK-CB01 + CBK-CB01	02	

5 Contact block holders

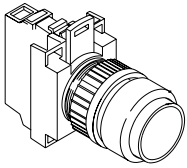
To order an assembled unit with a 5 contact block holder, add the digit "A" to the end of the catalog number and add \$ 4.00 to the list price.
EX: CBK-2P1A, \$ 35.00

① Price includes operator only. Lamp modules, lamp bulbs, transformers and contact blocks must be ordered separately from the above tables.

② Designed for electronic circuits. The resistor limits the making current and prevents disturbances in the circuit. 24V filament lamp bulb required.


③ Designed for LED 24V bulbs.

④ Use with red, yellow and clear lenses only.




Press-to-test pushbuttons Illuminated

22 mm



CBK-MLFPT1Y



CBK-MLTPT1Y



Illuminated buttons

Press-to-test

Type	Black plastic ring	Chrome plastic ring		Chrome metal ring	
	Catalog number	Catalog number	List price	Catalog number	List price
Operator only Ⓞ	CBK-KLPT★	CBK-CLPT★	\$ 22.50	CBK-MLPT★	\$ 25.00
Full voltage type					
6V	CBK-KLFPT6★	CBK-CLFPT6★	46.00	CBK-MLFPT6★	48.50
12V	CBK-KLFPT7★	CBK-CLFPT7★			
24V	CBK-KLFPT8★	CBK-CLFPT8★			
48V	CBK-KLFPT9★	CBK-CLFPT9★			
120V	CBK-KLFPT1★	CBK-CLFPT1★			
Resistor type					
120V	CBK-KLRPT1★	CBK-CLRPT1★	54.00	CBK-MLRPT1★	56.50
240V	CBK-KLRPT2★	CBK-CLRPT2★			
Transformer type					
120V/6V	CBK-KLTPT1★	CBK-CLTPT1★	80.00	CBK-MLTPT1★	82.50
240V/6V	CBK-KLTPT2★	CBK-CLTPT2★			
380V/6V	CBK-KLTPT3★	CBK-CLTPT3★			
480V/6V	CBK-KLTPT4★	CBK-CLTPT4★			

★ Select the lens color from the "Illuminated buttons & lenses" selection chart and substitute the suffix code for the ★. The lens and bulb are included in the price.

Press-to-test (LED bulb)Ⓢ

Type	Black plastic ring	Chrome plastic ring		Chrome metal ring	
	Catalog number	Catalog number	List price	Catalog number	List price
Full voltage type					
24V	CBK-KLFPTL8★	CBK-CLFPTL8★	\$ 55.00	CBK-MLFPTL8★	\$ 57.50
120V	CBK-KLFPTL1★	CBK-CLFPTL1★			
230V	CBK-KLFPTL2★	CBK-CLFPTL2★	61.00	CBK-MLFPTL2★	63.50
Transformer type					
380V/24V	CBK-KLTPTL3★	CBK-CLTPTL3★	80.00	CBK-MLTPTL3★	82.50
480V/24V	CBK-KLTPTL4★	CBK-CLTPTL4★			

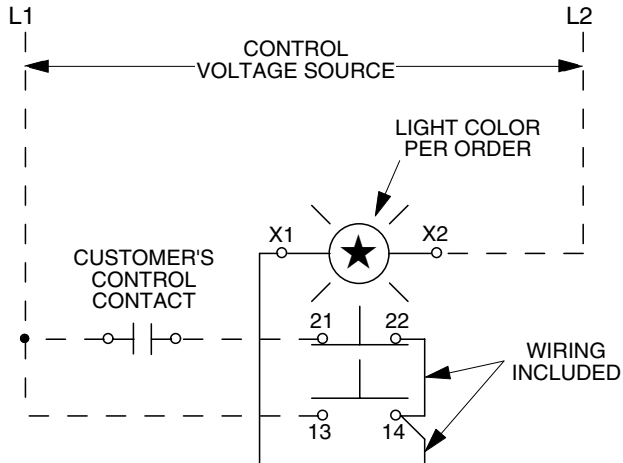
★ Select the lens color from the "Illuminated buttons & lenses" selection chart and substitute the suffix code for the ★. The lens and bulb are included in the price.

★ Illuminated buttons

Button color	Suffix code
Red	R
Green	G
Yellow	Y
Blue	L
Clear	C
White	W

NOTE: White LEDs use clear lenses.


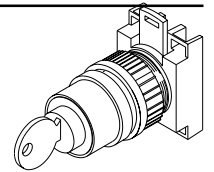
Schematic



Ⓞ 1 N.O. & 1 N.C. contact supplied; lamp module and bulb must be ordered separately.

Ⓢ For blue or white LEDs, add \$ 3 to the list price.

Key operated pushbuttons



CBK-PKM1



CBK-CB10



5 contact block holder

Key operated pushbuttons ①

Description	Catalog number	List price
Maintained Locks when depressed, can be released with the key only. Key removable in both locked and unlocked position. Key code 1 Key code 2 Key code 3	CBK-PKM1 CBK-PKM2 CBK-PKM3	\$ 43.00
Momentary Can be operated without key when unlocked. Key removeable in both locked and unlocked position. Key-lockable in non-depressed position. Key code 1 Key code 2 Key code 3	CBK-PSK11 CBK-PSK12 CBK-PSK13	
Key-lockable in depressed position. Key code 1 Key code 2 Key code 3	CBK-PSK21 CBK-PSK22 CBK-PSK23	
Key-lockable in both non-depressed and depressed position. Key code 1 Key code 2 Key code 3	CBK-PSK31 CBK-PSK32 CBK-PSK33	
Can be operated with the key only. Key removable in locked position(s). Key-lockable in non-depressed position. Key code 1 Key code 2 Key code 3	CBK-PSK41 CBK-PSK42 CBK-PSK43	
Key-lockable in depressed position. Key code 1 Key code 2 Key code 3	CBK-PSK51 CBK-PSK52 CBK-PSK53	
Key-lockable in both non-depressed and depressed position. Key code 1 Key code 2 Key code 3	CBK-PSK61 CBK-PSK62 CBK-PSK63	

22 mm

Contact blocks (Maximum 4 per operator)

Type	Separate contact blocks catalog number	Included with operator suffix code	List price adder
1 N.O. 1 N.C.	CBK-CB10 CBK-CB01	10 01	\$ 8.00
1 N.O. & 1N.C. 2 N.O. 2 N.C.	CBK-CB10 + CBK-CB01 CBK-CB10 + CBK-CB10 CBK-CB01 + CBK-CB01	11 20 02	16.00

Pushbuttons are complete except for contact blocks:

- To order a pushbutton operator complete with contact block, add the appropriate suffix code to the end of the catalog number and add the list price adder to the operator list price. EX: CBK-PKM110, **\$ 51.00**
- To order just the contact block, refer to "Separate contact blocks" column and indicate catalog number and quantity. EX: CBK-CB10, qty 1, **\$ 8.00**

Example of individual component ordering

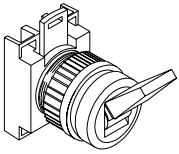
$$\text{CBK-PKM1} \quad \text{CBK-CB10} \quad \text{CBK-PKM110}$$

$$\$ 43.00 \quad + \quad \$ 8.00 \quad = \quad \$ 51.00$$

5 Contact block holders (Maximum 4 contact blocks)

To order an assembled unit with a 5 contact block holder, add the digit "5" to the end of the catalog number and add \$ 4.00 to the list price. EX: CBK-PKM15, **\$ 47.00**

① See page 1.35 for key code details.



Toggle switches



CBK-MTM

CBK-TS

CBK-CB10

5 contact block holder

Toggle switches

Type	Black plastic ring		Chrome plastic ring		Chrome metal ring	
	Catalog number	Catalog number	List price	Catalog number	List price	
Maintained, 2 position ①						
	CBK-TM	CBK-CTM	\$ 20.00	CBK-MTM	\$ 22.50	
Maintained, 3 position ①						
	CBK-TM3	CBK-CTM3	20.00	CBK-MTM3	22.50	
Momentary, 3 position ②						
	CBK-TS	CBK-CTS	20.00	CBK-MTS	22.50	

Toggle switch contacts and contact blocks

- 2 Position**
As viewed from the front, the contacts are in the normal position with the switch handle in the "A" position. In the "C" position, the contact(s) change state.
- 3 Position Momentary**
As viewed from the front, the contact(s) are in the normal position with the switch handle in the "B" position. In the "A" position, the left contact(s) change state. In the "C" position, the right contact(s) change state.
- 3 Position Maintained**
As viewed from the front, the contact(s) are in the normal position with the switch handle in the "B" position. In the "A" position, the left and center contacts change state. In the "C" position, the right and center contacts change state.

Contact blocks (Maximum 6 per operator)

Type	Separate contact blocks catalog number	Included with operator suffix code	List price adder
1 N.O. 1 N.C.	CBK-CB10 CBK-CB01	10 01	\$ 8.00
1 N.O. & 1N.C. 2 N.O. 2 N.C.	CBK-CB10 + CBK-CB01 CBK-CB10 + CBK-CB10 CBK-CB01 + CBK-CB01	11 20 02	16.00

Toggle switches are complete except for contact blocks.

- To order a toggle switch operator complete with contact block, add the appropriate suffix code to the end of the catalog number and add the list price adder to the operator list price. EX: CBK-TM10, \$ 28.00
- To order just the contact block, refer to "separate contact blocks" column and indicate catalog number and quantity. EX: CBK-CB10, qty 1, \$ 8.00

Example of individual component ordering

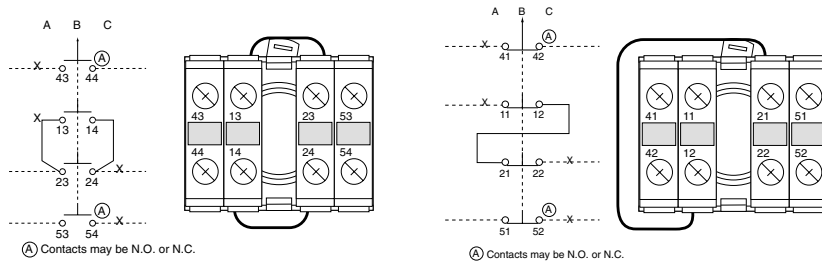
$$\text{CBK-TM} \quad \text{CBK-CB10} \quad = \quad \text{CBK-TM10}$$

$$\text{\$ 20.00} \quad + \quad \text{\$ 8.00} \quad = \quad \text{\$ 28.00}$$

5 Contact block holders (Maximum 6 contact blocks)

To order an assembled unit with a 5 contact block holder, add the digit "5" to the end of the catalog number and add \$ 4.00 to the list price. EXAMPLE: CBK-TM5, \$ 24.00

Fig. 1 – Center position connection detail (CBK-TM & CBK-TS)



① Contact blocks can be used in the center position.
② For center position operation, see Fig. 1.


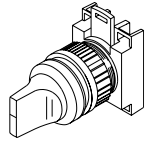
For B position, normally open function

For B position, normally closed function


Selector switches

Non-illuminated

2 position



CBK-M2BMK



CBK-2BMKE



CBK-CB10



5 contact block holder

Knob operator— 2 position

	Type	Color	Black plastic ring	Chrome plastic ring		Chrome metal ring	
			Catalog number	Catalog number	List price	Catalog number	List price
	Maintained	Black Red Grey	CBK-2BMK CBK-2BMKR CBK-2BMKE	CBK-C2BMK CBK-C2MKR CBK-C2BMKE	\$ 13.00	CBK-M2BMK CBK-M2BMKR CBK-M2BMKE	\$ 15.50
	Momentary	Black Red Grey	CBK-2BSK CBK-2BSKR CBK-2BSKE	CBK-C2BSK CBK-C2BSKR CBK-C2BSKE	16.00	CBK-M2BSK CBK-M2BSKR CBK-M2BSKE	18.50
	Maintained	Black Red Grey	CBK-2AMK CBK-2AMKR CBK-2AMKE	CBK-C2AMK CBK-C2AMKR CBK-C2AMKE	13.00	CBK-M2AMK CBK-M2AMKR CBK-M2AMKE	15.50

Lever operator — 2 position

	Type	Color	Black plastic ring	Chrome plastic ring		Chrome metal ring	
			Catalog number	Catalog number	List price	Catalog number	List price
	Maintained	Black Red Grey	CBK-2BML CBK-2BMLR CBK-2BMLE	CBK-C2BML CBK-C2BMLR CBK-C2BMLE	\$ 13.00	CBK-M2BML CBK-M2BMLR CBK-M2BMLE	\$ 15.50
	Momentary	Black Red Grey	CBK-2BSL CBK-2BSLR CBK-2BSLE	CBK-C2BSL CBK-C2BSLR CBK-C2BSLE	16.00	CBK-M2BSL CBK-M2BSLR CBK-M2BSLE	18.50
	Maintained	Black Red Grey	CBK-2AML CBK-2AMLR CBK-2AMLE	CBK-C2AML CBK-C2AMLR CBK-C2AMLE	13.00	CBK-M2AML CBK-M2AMLR CBK-M2AMLE	15.50

Selector switch contacts

2 Position

As viewed from the front, the contacts are in the normal position with the switch handle in either the "A" or "B" position. In the "C" position, the contact(s) change state.

Contact blocks (Maximum 4 per operator)

Item	Separate contact blocks catalog number	Included with operator suffix code	List price adder
1 N.O. 1 N.C.	CBK-CB10 CBK-CB01	10 01	\$ 8.00
1 N.O. & 1N.C. 2 N.O. 2 N.C.	CBK-CB10 + CBK-CB01 CBK-CB10 + CBK-CB10 CBK-CB01 + CBK-CB01	11 20 02	16.00

Selector switches are complete except for contact blocks.

- To order a selector switch operator complete with contact block, add the appropriate suffix code to the end of the catalog number and add the list price adder to the operator list price. EX: CBK-2BMK, **\$ 21.00**
- To order just the contact block, refer to "Separate contact blocks" column and indicate catalog number and quantity. EX: CBK-CB10, qty 1, **\$ 8.00**

5 Contact block holders (Maximum 4 contact blocks)

To order an assembled unit with a 5 contact block holder, add the digit "5" to the end of the catalog number and add \$ 4.00 to the list price.

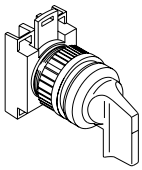
EX: CBK-2BMK5, **\$ 17.00**

Example of individual component ordering

$$\text{CBK-2BMK} \quad + \quad \text{CBK-CB10} \quad = \quad \text{CBK-2BMK10}$$

$$\text{\$ 13.00} \quad + \quad \text{\$ 8.00} \quad = \quad \text{\$ 21.00}$$


22 mm



Selector switches

Non-illuminated

3 position



CBK-M3ML

CBK-3ML

22 mm

Knob operator — 3 position

Type	Color	Black plastic ring		Chrome plastic ring		Chrome metal ring	
		Catalog number	Catalog number	List price	Catalog number	List price	
	Black Red Grey	CBK-3MK	CBK-C3MK	\$ 13.00	CBK-M3MK	\$ 15.50	
		CBK-3MKR	CBK-C3MKR		CBK-M3MKR		
		CBK-3MKE	CBK-C3MKE		CBK-M3MKE		
	Black Red Grey	CBK-3SK	CBK-C3SK	16.00	CBK-M3SK	18.50	
		CBK-3SKR	CBK-C3SKR		CBK-M3SKR		
		CBK-3SKE	CBK-C3SKE		CBK-M3SKE		
	Black Red Grey	CBK-3SRK	CBK-C3SRK	16.00	CBK-M3SRK	18.50	
		CBK-3SRKR	CBK-C3SRKR		CBK-M3SRKR		
		CBK-3SRKE	CBK-C3SRKE		CBK-M3SRKE		
	Black Red Grey	CBK-3SLK	CBK-C3SLK	16.00	CBK-M3SLK	18.50	
		CBK-3SLKR	CBK-C3SLKR		CBK-M3SLKR		
		CBK-3SLKE	CBK-C3SLKE		CBK-M3SLKE		

Lever operator — 3 position

Type	Color	Black plastic ring		Chrome plastic ring		Chrome metal ring	
		Catalog number	Catalog number	List price	Catalog number	List price	
	Black Red Grey	CBK-3ML	CBK-C3ML	13.00	CBK-M3ML	15.50	
		CBK-3MLR	CBK-C3MLR		CBK-M3MLR		
		CBK-3MLE	CBK-C3MLE		CBK-M3MLE		
	Black Red Grey	CBK-3SL	CBK-C3SL	16.00	CBK-M3SL	18.50	
		CBK-3SLR	CBK-C3SLR		CBK-M3SLR		
		CBK-3SLE	CBK-C3SLE		CBK-M3SLE		
	Black Red Grey	CBK-3SRL	CBK-C3SRL	16.00	CBK-M3SRL	18.50	
		CBK-3SRLR	CBK-C3SRLR		CBK-M3SRLR		
		CBK-3SRLE	CBK-C3SRLE		CBK-M3SRLE		
	Black Red Grey	CBK-3SLL	CBK-C3SLL	16.00	CBK-M3SLL	18.50	
		CBK-3SLLR	CBK-C3SLLR		CBK-M3SLLR		
		CBK-3SLE	CBK-C3SLE		CBK-M3SLE		

Contact blocks (Maximum 4 per operator)

Item	Separate contact blocks catalog number	Assembled to operator suffix code	List adder
1 N.O. 1 N.C.	CBK-CB10 CBK-CB01	10 01	\$ 8.00
1 N.O. & 1 N.C.	CBK-CB10 + CBK-CB01	11	16.00
2 N.O.	CBK-CB10 + CBK-CB10	20	
2 N.C.	CBK-CB01 + CBK-CB01	02	

Selector switches are complete except for contact blocks.

- To order a selector switch operator complete with contact block, add the appropriate suffix code to the end of the catalog number and add the list price adder to the operator list price.
EX: CBK-3MK10, \$ 21.00
- To order just the contact block, refer to "Separate contact blocks" column and indicate catalog number and quantity.
EX: CBK-CB10, qty 1, \$ 8.00

5 Contact block holders

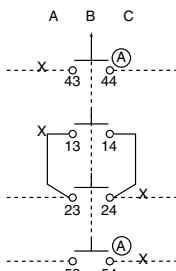
To order an assembled unit with a 5 contact block holder, add the digit "5" to the end of the catalog number and add \$ 4.00 to the list price.
EX: CBK-3MK5, \$ 17.00

Selector switch contacts

3 Position

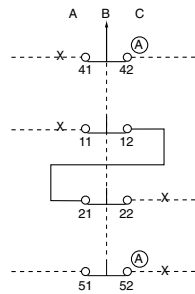
As viewed from the front, the contact(s) are in the normal position with the switch handle in the "B" position. In the "A" position, the left contact(s) change state. In the "C" position, the right contact(s) change state.

Fig. 1 – Center position connection detail



(A) Contacts may be N.O. or N.C.

For B position, normally open function



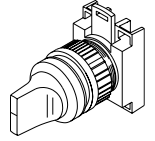
(A) Contacts may be N.O. or N.C.

For B position, normally closed function

Selector switches

Illuminated


2 position



Knob operator — 2 position[Ⓛ]



CBK-M2BMKIY



CBK-C2BMKIY



CBK-CB10



5 contact block holder

	Type	Color	Black plastic ring	Chrome plastic ring		Chrome metal ring	
			Catalog number	Catalog number	List price	Catalog number	List price
	Maintained	Clear Red Green Yellow Blue	CBK-2BMKIC	CBK-C2BMKIC	\$ 19.00	CBK-M2BMKIC CBK-M2BMKIR CBK-M2BMKIG CBK-M2BMKIY CBK-M2BMKIL	\$ 21.50
			CBK-2BMKIR	CBK-C2BMKIR			
			CBK-2BMKIG	CBK-C2BMKIG			
			CBK-2BMKIY	CBK-C2BMKIY			
			CBK-2BMKIL	CBK-C2BMKIL			
	Momentary	Clear Red Green Yellow Blue	CBK-2BSKIC	CBK-C2BSKIC	28.00	CBK-M2BSKIC CBK-M2BSKIR CBK-M2BSKIG CBK-M2BSKIY CBK-M2BSKIL	30.50
			CBK-2BSKIR	CBK-C2BSKIR			
			CBK-2BSKIG	CBK-C2BSKIG			
			CBK-2BSKIY	CBK-C2BSKIY			
			CBK-2BSKIL	CBK-C2BSKIL			
	Maintained	Clear Red Green Yellow Blue	CBK-2AMKIC	CBK-C2AMKIC	19.00	CBK-M2AMKIC CBK-M2AMKIR CBK-M2AMKIG CBK-M2AMKIY CBK-M2AMKIL	21.50
			CBK-2AMKIR	CBK-C2AMKIR			
			CBK-2AMKIG	CBK-C2AMKIG			
			CBK-2AMKIY	CBK-C2AMKIY			
			CBK-2AMKIL	CBK-C2AMKIL			

Lever operator — 2 position[Ⓛ]

	Type	Color	Black plastic ring	Chrome plastic ring		Chrome metal ring	
			Catalog number	Catalog number	List price	Catalog number	List price
	Maintained	Clear Red Green Yellow Blue	CBK-2BMLIC	CBK-C2BMLIC	\$ 19.00	CBK-M2BMLIC CBK-M2BMLIR CBK-M2BMLIG CBK-M2BMLIY CBK-M2BMLIL	\$ 21.50
			CBK-2BMLIR	CBK-C2BMLIR			
			CBK-2BMLIG	CBK-C2BMLIG			
			CBK-2BMLIY	CBK-C2BMLIY			
			CBK-2BMLIL	CBK-C2BMLIL			
	Momentary	Clear Red Green Yellow Blue	CBK-2BSLIC	CBK-C2BSLIC	28.00	CBK-M2BSLIC CBK-M2BSLIR CBK-M2BSLIG CBK-M2BSLIY CBK-M2BSLIL	30.50
			CBK-2BSLIR	CBK-C2BSLIR			
			CBK-2BSLIG	CBK-C2BSLIG			
			CBK-2BSLIY	CBK-C2BSLIY			
			CBK-2BSLIL	CBK-C2BSLIL			
	Maintained	Clear Red Green Yellow Blue	CBK-2AMLIC	CBK-C2AMLIC	19.00	CBK-M2AMLIC CBK-M2AMLIR CBK-M2AMLIG CBK-M2AMLIY CBK-M2AMLIL	21.50
			CBK-2AMLIR	CBK-C2AMLIR			
			CBK-2AMLIG	CBK-C2AMLIG			
			CBK-2AMLIY	CBK-C2AMLIY			
			CBK-2AMLIL	CBK-C2AMLIL			

Contact blocks (Maximum 4 per operator)

Item	Separate contact blocks catalog number	Included with operator suffix code	List price adder
1 N.O. 1 N.C.	CBK-CB10 CBK-CB01	10 01	\$ 8.00
1 N.O. & 1 N.C. 2 N.O. 2 N.C.	CBK-CB10 + CBK-CB01 CBK-CB10 + CBK-CB10 CBK-CB01 + CBK-CB01	11 20 02	16.00

Illuminated selector switches are complete except for lamp modules, lamp bulbs, and contact blocks which should be ordered as separate components. EX: To order a knob selector switch operator with a red 120V full voltage light and 2 N.O. contact blocks:

- CBK-2BMKIR \$ 19.00
- CBK-LMF 17.50
- CBK-LB1 6.00
- (2) CBK-CB10 16.00
- TOTAL \$ 58.50**

5 Contact block holders (Maximum 4 contact blocks)

To order an assembled unit with a 5 contact block holder, add the digit "5" to the end of the catalog number and add \$ 4.00 to the list price.

EX: CBK-2BMKIR5, \$ 23.00

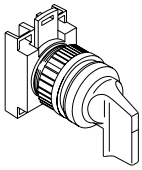
Selector switch contacts

2 Position

As viewed from the front, the contacts are in the normal position with the switch handle in either the "A" or "B" position. In the "C" position, the contact(s) change state.

[Ⓛ] Lamp module and bulb must be ordered separately; see pages 1.28 - 1.29.

22 mm



Selector switches Illuminated 3 position



22 mm

Knob operator — 3 position^①

	Type	Color	Black plastic ring	Chrome plastic ring		Chrome metal ring	
			Catalog number	Catalog number	List price	Catalog number	List price
	Maintained	Clear Red Green Yellow Blue	CBK-3MKIC	CBK-C3MKIC	\$ 19.00	CBK-M3MKIC	\$ 21.50
			CBK-3MKIR	CBK-C3MKIR		CBK-M3MKIR	
			CBK-3MKIG	CBK-C3MKIG		CBK-M3MKIG	
			CBK-3MKIY	CBK-C3MKIY		CBK-M3MKIY	
			CBK-3MKIL	CBK-C3MKIL		CBK-M3MKIL	
	Momentary return from A & C position	Clear Red Green Yellow Blue	CBK-3SKIC	CBK-C3SKIC	28.00	CBK-M3SKIC	30.50
			CBK-3SKIR	CBK-C3SKIR		CBK-M3SKIR	
			CBK-3SKIG	CBK-C3SKIG		CBK-M3SKIG	
			CBK-3SKIY	CBK-C3SKIY		CBK-M3SKIY	
			CBK-3SKIL	CBK-C3SKIL		CBK-M3SKIL	
	Momentary return from C position	Clear Red Green Yellow Blue	CBK-3SRKIC	CBK-C3SRKIC	28.00	CBK-M3SRKIC	30.50
			CBK-3SRKIR	CBK-C3SRKIR		CBK-M3SRKIR	
			CBK-3SRKIG	CBK-C3SRKIG		CBK-M3SRKIG	
			CBK-3SRKIY	CBK-C3SRKIY		CBK-M3SRKIY	
			CBK-3SRKIL	CBK-C3SRKIL		CBK-M3SRKIL	
	Momentary return from A position	Clear Red Green Yellow Blue	CBK-3SLKIC	CBK-C3SLKIC	28.00	CBK-M3SLKIC	30.50
			CBK-3SLKIR	CBK-C3SLKIR		CBK-M3SLKIR	
			CBK-3SLKIG	CBK-C3SLKIG		CBK-M3SLKIG	
			CBK-3SLKIY	CBK-C3SLKIY		CBK-M3SLKIY	
			CBK-3SLKIL	CBK-C3SLKIL		CBK-M3SLKIL	

Lever operator — 3 position^①

	Type	Color	Black plastic ring	Chrome plastic ring		Chrome metal ring	
			Catalog number	Catalog number	List price	Catalog number	List price
	Maintained	Clear Red Green Yellow Blue	CBK-3MLIC	CBK-C3MLIC	\$ 19.00	CBK-M3MLIC	\$ 21.50
			CBK-3MLIR	CBK-C3MLIR		CBK-M3MLIR	
			CBK-3MLIG	CBK-C3MLIG		CBK-M3MLIG	
			CBK-3MLIY	CBK-C3MLIY		CBK-M3MLIY	
			CBK-3MLIL	CBK-C3MLIL		CBK-M3MLIL	
	Momentary return from A & C position	Clear Red Green Yellow Blue	CBK-3SLIC	CBK-C3SLIC	28.00	CBK-M3SLIC	30.50
			CBK-3SLIR	CBK-C3SLIR		CBK-M3SLIR	
			CBK-3SLIG	CBK-C3SLIG		CBK-M3SLIG	
			CBK-3SLIY	CBK-C3SLIY		CBK-M3SLIY	
			CBK-3SLIL	CBK-C3SLIL		CBK-M3SLIL	
	Momentary return from C position	Clear Red Green Yellow Blue	CBK-3SRLIC	CBK-C3SRLIC	28.00	CBK-M3SRLIC	30.50
			CBK-3SRLIR	CBK-C3SRLIR		CBK-M3SRLIR	
			CBK-3SRLIG	CBK-C3SRLIG		CBK-M3SRLIG	
			CBK-3SRLIY	CBK-C3SRLIY		CBK-M3SRLIY	
			CBK-3SRLIL	CBK-C3SRLIL		CBK-M3SRLIL	
	Momentary return from A position	Clear Red Green Yellow Blue	CBK-3SLLIC	CBK-C3SLLIC	28.00	CBK-M3SLLIC	30.50
			CBK-3SLLIR	CBK-C3SLLIR		CBK-M3SLLIR	
			CBK-3SLLIG	CBK-C3SLLIG		CBK-M3SLLIG	
			CBK-3SLLIY	CBK-C3SLLIY		CBK-M3SLLIY	
			CBK-3SLLIL	CBK-C3SLLIL		CBK-M3SLLIL	

Selector switch contacts 3 Position

As viewed from the front, the contact(s) are in the normal position with the switch handle in the "B" position. In the "A" position, the left contact(s) change state. In the "C" position, the right contact(s) change state.

Contact blocks (Maximum 4 per operator)

Item	Separate contact blocks catalog number	Assembled to operator suffix code	List adder
1N.O.	CBK-CB10	10	\$ 8.00
1N.C.	CBK-CB01	01	
1 N.O. & 1 N.C.	CBK-CB10 + CBK-CB01	11	16.00
2 N.O.	CBK-CB10 + CBK-CB10	20	
2 N.C.	CBK-CB01 + CBK-CB01	02	

Illuminated selector switches are complete except for lamp modules, lamp bulbs, and contact blocks which should be ordered as separate components.
EX: To order a knob selector switch operator with a red 120V full voltage light and 2 N.O. contact blocks:

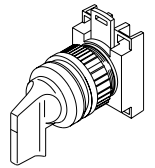
- CBK-3MKIR \$ 19.00
- CBK-LMF 17.50
- CBK-LB1 6.00
- (2) CBK-CB10 16.00
- TOTAL \$ 58.50**

5 Contact block holders (Maximum 4 contact blocks)



To order an assembled unit with a 5 contact block holder, add the digit "5" to the end of the catalog number and add \$ 4.00 to the list price.
EX: CBK-2BMKIR5, \$ 23.00

^① Lamp module and bulb must be ordered separately; see pages 1.28 - 1.29.

Selector switches Illuminated Components






Lamp modules — operator mounted

Item	Voltage	Catalog number	List price
 CBK-LMF	Full voltage type	CBK-LMF	\$ 17.50
	Resistor type 120V/60V 240V/120V 24V ^① 120V/24V ^②	CBK-LMR1 CBK-LMR2 CBK-LMR24 CBK-LMLED	21.50
 CBK-LT1	Transformer type ^④ 120V/6V 240V/6V 380V/6V 480V/6V 120V/24V 240V/24V 380V/24V 480V/24V	CBK-LT1 CBK-LT2 CBK-LT3 CBK-LT4 CBK-LT124 CBK-LT224 CBK-LT324 CBK-LT424	35.00

NOTE: Illuminated selector switch operators are complete except for lamp bulbs, lamp modules & contact blocks; these should be ordered separately from the above.

Lamp bulbs

Item	Voltage	Catalog number	List price
<div style="display: flex; justify-content: space-around;"> <div style="text-align: center;"> Filament type  CBK-LB6 </div> <div style="text-align: center;"> Neon type  CBK-LBN1 </div> </div>	Filament 6 VAC/DC 12 VAC/DC 24 VAC/DC 30 VAC/DC 48 VAC/DC 60 VAC/DC 130 VAC/DC Neon ^③ 110 VAC/DC 220 VAC 220 VDC	CBK-LB6 CBK-LB12 CBK-LB24 CBK-LB30 CBK-LB48 CBK-LB60 CBK-LB1 CBK-LBN1 CBK-LBN2 CBK-LBND2	\$ 6.00
LED Bulbs  CBK-LBD1R	Color Standard Red 24 VAC/DC 120 VAC 230 VAC Green 24 VAC/DC 120 VAC 230 VAC Yellow 24 VAC/DC 120 VAC 230 VAC Blue 24 VAC/DC 120 VAC 230 VAC White 24 VAC/DC 120 VAC 230 VAC	CBK-LBD8R CBK-LBD1R CBK-LBD2R CBK-LBD8G CBK-LBD1G CBK-LBD2G CBK-LBD8Y CBK-LBD1Y CBK-LBD2Y CBK-LBD8L CBK-LBD1L CBK-LBD2L CBK-LBD8W CBK-LBD1W CBK-LBD2W	15.00 15.00 21.00 15.00 15.00 21.00 15.00 15.00 21.00 18.00 18.00 24.00 18.00 18.00 24.00
	Flashing Red 24 VDC Green 24 VDC Yellow 24 VDC	CBK-LBDRF CBK-LBDGF CBK-LBDYF	20.00

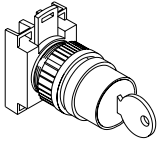
22 mm

① Designed for electronic circuits. The resistor limits the making current and prevents disturbances in the circuit. 24V filament lamp bulb required.

② Designed for LED 24V bulbs.










③ Use with red, yellow and clear lenses only.

④ Mounts on CBK-LMF



Key operated selector switches

Key operated

		Type	Catalog number	List price
 CBK-S2KM4		2 Position Maintained Key removal from all positions	CBK-S2KM4	\$ 43.00
		Maintained Key removal from B position	CBK-S2KM1	
		Momentary Key removal from B position	CBK-S2KS1	
 CBK-S3KM4		3 Position Maintained Key removal from all positions	CBK-S3KM4	55.00
		Maintained Key removal from B position	CBK-S3KM2	
		Momentary Key removal from B position, spring return from A & C positions to B position	CBK-S3KS2	
		Momentary Key removal from A position, spring return from C position to B position	CBK-S3KSR1	

22 mm

Selector switches are complete except for contact blocks.

- To order a selector switch operator complete with contact block, add the appropriate suffix code to the end of the catalog number and add the list price adder to the operator list price. EX: CBK-S2KM410, \$ **51.00**
- To order just the contact block, refer to "Separate contact blocks" column and indicate catalog number and quantity. EX: CBK-CB10, qty 1, \$ **8.00**

Selector switch contacts

2 Position

As viewed from the front, the contacts are in the normal position with the switch handle in the "B" position. In the "C" position, the contact(s) change state.

3 Position

As viewed from the front, the contact(s) are in the normal position with the switch handle in the "B" position. In the "A" position, the left contact(s) change state. In the "C" position, the right contact(s) change state.

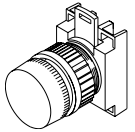
Contact blocks (Maximum 4 per operator)

Type	Separate contact blocks catalog number	Assembled to operator suffix code	List adder
1 N.O. 1 N.C.	CBK-CB10 CBK-CB01	10 01	\$ 8.00
1 N.O. & 1 N.C. 2 N.O. 2 N.C.	CBK-CB10 + CBK-CB01 CBK-CB10 + CBK-CB10 CBK-CB01 + CBK-CB01	11 20 02	16.00



5 Contact block holders (Maximum 4 contact blocks)

To order an assembled unit with a 5 contact block holder, add the digit "5" to the end of the catalog number and add \$ 4.00 to the list price.
EX: CBK-2P15, \$ **47.00**

Standard pilot lights



Pilot lights

Item	Voltage	Catalog number	List price
 CBK-KLF1G	Operator only	CBK-KLF★ ^①	\$ 6.50
	Full voltage type 6V 12V 24V 48V 120V	CBK-KLF6★ CBK-KLF7★ CBK-KLF8★ CBK-KLF9★ CBK-KLF1★	30.00
 CBK-KLT1C	Resistor type 120V/60V 240V/120V	CBK-KLR1★ CBK-KLR2★	34.00
	Transformer type 120V/6V 240V/6V 380V/6V 480V/6V	CBK-KLT1★ CBK-KLT2★ CBK-KLT3★ CBK-KLT4★	65.00


★ Select the lens color from the Illuminated Buttons & Lenses selection chart and substitute the suffix code for the ★. The lens and bulb are included in the price.

★ Illuminated buttons and lenses

	Color	Suffix code
	Red	R
	Green	G
	Yellow	Y
	Blue	L
	Clear ^④	C
	White	W




NOTE: White LEDs come with clear lenses.

Pilot lights — LED bulb^②

Item	Voltage	Catalog number	List price
 CBK-KFL8R	Full voltage type 24V 120V 230V	CBK-KFL8★ CBK-KFL1★ CBK-KFL2★	\$ 39.00 39.00 45.00
	Transformer type 380V/24V 480V/24V	CBK-KTL3★ CBK-KTL4★	74.00

★ Select the lens color from the Illuminated Buttons & Lenses selection chart and substitute the suffix code for the ★. The lens and bulb are included in the price.

Lamp bulbs

Item	Voltage	Catalog number	List price								
 CBK-LB6	Filament type	6 VAC/DC 12 VAC/DC 24 VAC/DC 30 VAC/DC 48 VAC/DC 60 VAC/DC 130 VAC/DC	CBK-LB6 CBK-LB12 CBK-LB24 CBK-LB30 CBK-LB48 CBK-LB60 CBK-LB1								
				 CBK-LBN1	110 VAC/DC 220 VAC 220 VDC	CBK-LBN1 CBK-LBN2 CBK-LBND2					
 CBK-LBD1R	LED Bulbs	Color									
				Standard	Red 24 VAC/DC	CBK-LBD8R					15.00
					120 VAC	CBK-LBD1R					15.00
					230 VAC	CBK-LBD2R					21.00
				Green 24 VAC/DC	120 VAC	CBK-LBD8G					15.00
					230 VAC	CBK-LBD1G					15.00
					230 VAC	CBK-LBD2G					21.00
				Yellow 24 VAC/DC	120 VAC	CBK-LBD8Y					15.00
					230 VAC	CBK-LBD1Y					15.00
					230 VAC	CBK-LBD2Y					21.00
				Blue 24 VAC/DC	120 VAC	CBK-LBD8L					18.00
					230 VAC	CBK-LBD1L					18.00
230 VAC	CBK-LBD2L	24.00									
White 24 VAC/DC	120 VAC	CBK-LBD8W	18.00								
	230 VAC	CBK-LBD1W	18.00								
	230 VAC	CBK-LBD2W	24.00								
	Flashing	Red 24 VDC	CBK-LBDRF	20.00							
		Green 24 VDC	CBK-LBDGF								
		Yellow 24 VDC	CBK-LBDYF								

22 mm

① Lamp module and bulb must be ordered separately; see pages 1.28 - 1.29.

② For blue or white LED add \$ 3.00 to list price.

③ Use with red, yellow, and clear lenses only.

④ To order a lens insert, refer to the lens insert selection chart on pages 1.30 - 1.31 and place the appropriate suffix code at the end of the catalog number (but before the contact block suffix code, if there is one) and add \$.90 to the list price.

Compact pilot lights



CBK-PLFR

The compact pilot light does not require any separate components such as a lamp block and holder. It's rated for a maximum of 240V, 3W and can use filament, LED or neon bulbs.

Lens colors include red, green, yellow, blue, clear and white. The compact pilot light has a UL Type 4X rating.

Compact pilot lights — UL Type 1, 3R, 4, 4X, 12, 13

Item	Voltage	Catalog number	List price
Operator only (order bulb separately)		CBK-PLF★	\$ 14.00
Standard bulbs			
Filament type			
	6V	CBK-PLF6★	20.00
	12V	CBK-PLF7★	
	24V	CBK-PLF8★	
	48V	CBK-PLF9★	
	120V	CBK-PLF1★	
LED bulbs ①			
	24V	CBK-PLFL8★	29.00
	120V	CBK-PLFL1★	29.00
	230V	CBK-PLFL2★	35.00
Neon ②			
	110V	CBK-PLFN1★	20.00
	220VAC	CBK-PLFN2★	
	220VDC	CBK-PLFND2★	

Lens colors

To order:	Color	Catalog number suffix
Substitute the desired catalog number suffix code for the ★	Red	R
	Green	G
	White③	W
	Yellow	Y
	Blue	L
	Clear	C

① Add \$ 3.00 to list price for blue or white LEDs.

② Use with red, yellow and clear lenses only.

③ White LEDs come with clear lenses.

Components

Potentiometer, buzzer & reset actuator



CBK-KSP5K



CBK-BZ1



CBK-RB

Potentiometer

Resistance	Catalog number	List price
0 – 5 kilohm	CBK-KSP5K	\$ 90.00
0 – 10 kilohm	CBK-KSP10K	

Note: Both trimmers have resistive elements made from cermet. These types of trimmers are excellent for commercial applications. The cermet element provides a continuous contact surface for the wiper. A continuous contact surface allows the resistance value to be set closer to the desired value than a typical wire-wound resistor.

Technical data ①

Resistance range	0 to 5 kilohm for 5 kilohm potentiometer 0 to 10 kilohm for 10 kilohm potentiometer
Resistance tolerance	+/- 10%
Power rating	2W

Buzzer – UL Type 1, 3R, 4, 4X, 12, 13

Voltage	Sound type	Catalog number	List price
24VAC/DC 115VAC/DC 230VAC	Continuous Continuous Continuous	CBK-BZ8 CBK-BZ1 CBK-BZ2	\$ 75.00
24VAC/DC 115VAC/DC 230VAC	Pulsating Pulsating Pulsating	CBK-BZP8 CBK-BZP1 CBK-BZP2	

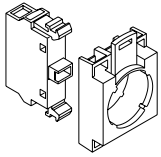
Note: Frequency: Approximately 2400 Hz. Loudness: Min 80 dB(A)/10cm, Rated current: ≤8mA. Service life>5000h

Reset actuator – UL Type 1, 3R, 4, 4X, 12, 13

Item	Catalog number	List price
Black button with "RESET" engraved legend	CBK-RB	\$ 14.00

① At room ambient: +25°C nominal and 50% relative humidity nominal

22 mm



Components

Contact blocks & holders


Operator mounted contacts

All CBK contact blocks, lamp modules and transformers can be used with CBK 22mm and CBG 30mm operators.

Contact blocks are color coded to easily identify the contact configuration:

- Green — Normally Open (N.O.) contacts
- Red — Normally Closed (N.C.) contacts

In addition, they snap-on to the operator for time saving installation




Base mounted contacts

Base mounted contact blocks are used in 22mm enclosures and on 35mm DIN rail and are available in the compact CBK design.


Up to 5 contact blocks can be mounted per pushbutton in some combinations.

The wiring stays with the enclosure base; the operators can be removed with the cover.


For complete DIN rail mounting kit, see page 1.36



Contact blocks — operator mounted

Item	Contact configuration	Catalog number	List price
 CBK-CB10	1 N.O. 1 N.C.	CBK-CB10 CBK-CB01	\$ 8.00
	Gold plated low energy contacts, 24VAC, 5mA		
	1 N.O. 1 N.C.	CBK-CB10G CBK-CB01G	16.00
CBK-XBB	Dummy block	CBK-XBB	2.00

Contact blocks — base mounted

Item	Contact configuration	Catalog number	List price
 CBK-CBR10	1 N.O. 1 N.C.	CBK-CBR10 CBK-CBR01	\$ 8.00
	Gold plated low energy contacts, 24VAC, 5mA		
	1 N.O. 1 N.C.	CBK-CBR10G CBK-CBR01G	16.00

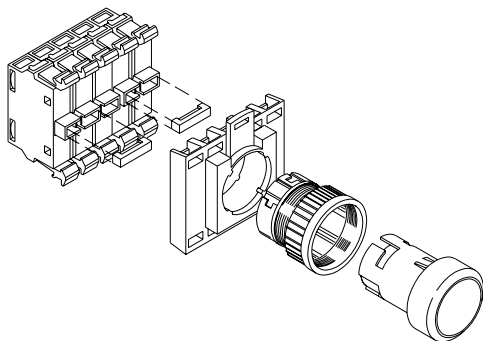
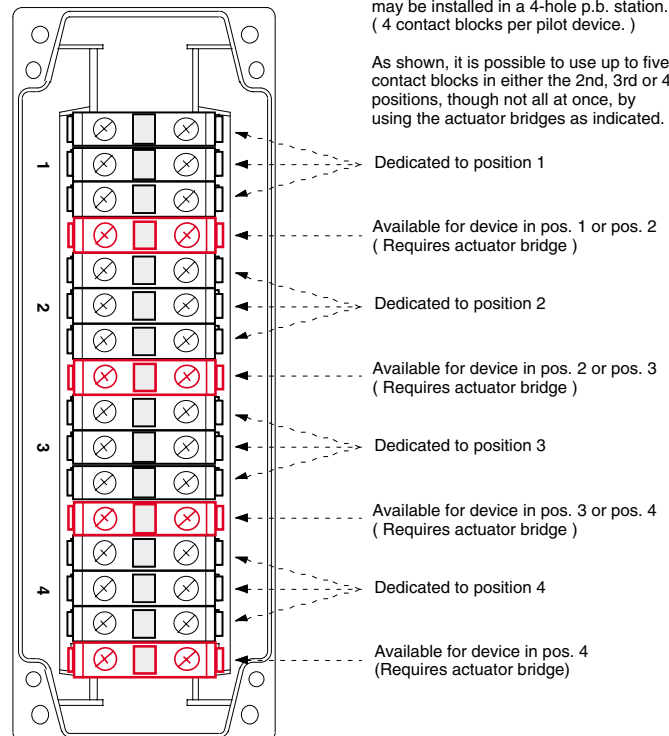
Possible base mounted contact block mounting configurations

Contact block holder

Item	Catalog number	List price	
 CBK-H5	5 block holder includes two CBK-AB bridges	CBK-H5	\$ 4.00
 CBK-AB	Bridges	CBK-AB	2.00
 CBK-CH	3 block holder	CBK-CH	2.00

Up to a maximum of 16 contact blocks may be installed in a 4-hole p.b. station. (4 contact blocks per pilot device.)

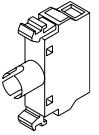
As shown, it is possible to use up to five contact blocks in either the 2nd, 3rd or 4th positions, though not all at once, by using the actuator bridges as indicated.



22 mm

Components


Lamp modules & transformers






Lamp modules & transformers — operator mounted

Item	Voltage	Catalog number	List price
 CBK-LMF	Lamp module	CBK-LMF	\$ 17.50
	Full voltage type		
 CBK-LMF	Resistor type	CBK-LMR1 CBK-LMR2 CBK-LMR24 CBK-LMLED	21.50
	120V/60V 240V/120V 24V ^① 120V/24V ^②		
 CBK-LMT1	Lamp module transformer	CBK-LMT1 CBK-LMT2 CBK-LMT3 CBK-LMT4 CBK-LMT124 CBK-LMT224 CBK-LMT324 CBK-LMT424	35.00
	120V/6V 240V/6V 380V/6V 480V/6V 120V/24V 240V/24V 380V/24V 480V/24V		
 CBK-LT1	Illuminated pushbutton transformer ^④	CBK-LT1 CBK-LT2 CBK-LT3 CBK-LT4 CBK-LT124 CBK-LT224 CBK-LT324 CBK-LT424	35.00
	120V/6V 240V/6V 380V/6V 480V/6V 120V/24V 240V/24V 380V/24V 480V/24V		

Lamp modules & transformers — base mounted

Item	Voltage	Catalog number	List price
 CBK-LMFB	Full voltage type	CBK-LMFB	\$ 17.50
	Resistor type	CBK-LMRB1	21.50
	120V/60V 240V/120V	CBK-LMRB2	

Lamp bulbs

Item	Voltage	Catalog number	List price	
 CBK-LB6	Filament type	Filament 6 VAC/DC 12 VAC/DC 24 VAC/DC 30 VAC/DC 48 VAC/DC 60 VAC/DC 130 VAC/DC Neon ^③ 110 VAC/DC 220 VAC 220 VDC	\$ 6.00	
	Neon type			
 CBK-LBN1	CBK-LBN1 CBK-LBN2 CBK-LBND2			
	Color			
 CBK-LBD1R	LED Bulbs ^④	Standard Red 24 VAC/DC 120 VAC 230 VAC Green 24 VAC/DC 120 VAC 230 VAC Yellow 24 VAC/DC 120 VAC 230 VAC Blue 24 VAC/DC 120 VAC 230 VAC White 24 VAC/DC 120 VAC 230 VAC Flashing Red 24 VDC Green 24 VDC Yellow 24 VDC	CBK-LBD8R CBK-LBD1R CBK-LBD2R CBK-LBD8G CBK-LBD1G CBK-LBD2G CBK-LBD8Y CBK-LBD1Y CBK-LBD2Y CBK-LBD8L CBK-LBD1L CBK-LBD2L CBK-LBD8W CBK-LBD1W CBK-LBD2W CBK-LBDRF CBK-LBDGF CBK-LBDYF	15.00 15.00 21.00 15.00 15.00 21.00 15.00 15.00 21.00 18.00 18.00 24.00 18.00 18.00 24.00 20.00

22 mm

Diode block


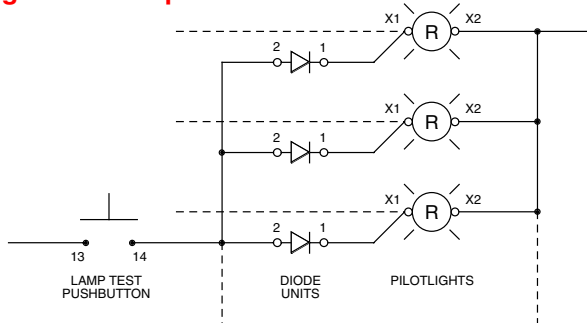
Item	Voltage	Catalog number	List price
 CBK-CBD	250V, 1A	CBK-CBD	\$ 14.00

Diagram for lamp test



WHEN SEVERAL PILOT LIGHTS ARE CONNECTED TO A COMMON LAMP TEST BUTTON, CONNECT A DIODE TO EACH PUSHBUTTON AS SHOWN. A SPECIAL DIODE BLOCK IS AVAILABLE FOR THIS PURPOSE.

- ① Designed for electronic circuits. The resistor limits the making current and prevents disturbances in the circuit. 24V filament bulb required.
- ② Designed for LED 24V bulbs.
- ③ Use with red, yellow and clear lenses only.
- ④ Mounts onto CBK-LMF.



Components

Pushbutton and pilot light lens inserts^①

Legend	Cap color	Suffix code ^②	Flush button catalog number	Extended button catalog number	Pilot light catalog number	List price
0	White Red Black	C21 C22 C23	CBK-KC21 CBK-KC22 CBK-KC23	CBK-KC21E CBK-KC22E —	CBK-KC21P — —	\$.90
I	White Red Black	C24 C25 C26	CBK-KC24 CBK-KC25 CBK-KC26	CBK-KC24E — —	CBK-KC24P — —	
II	White Red Black	C27 C28 C29	CBK-KC27 CBK-KC28 CBK-KC29	CBK-KC27E — —	CBK-KC27P — —	
III	White Black	C30 C31	CBK-KC30 CBK-KC31	CBK-KC30E —	— —	
+	White Red Black	C32 C33 C34	CBK-KC32 CBK-KC33 CBK-KC34	CBK-KC32E — —	— — —	
-	White Red Black	C35 C36 C37	CBK-KC35 CBK-KC36 CBK-KC37	CBK-KC35E — —	— — —	
	White Black	C13 C38	CBK-KC13 CBK-KC38	CBK-KC13E —	CBK-KC13P —	
	White Black	C39 C40	CBK-KC39 CBK-KC40	CBK-KC39E —	— —	
	White Black	C41 C42	CBK-KC41 CBK-KC42	CBK-KC41E —	— —	
	White Black	C43 C44	CBK-KC43 CBK-KC44	CBK-KC43E —	— —	
	White Black	C45 C46	CBK-KC45 CBK-KC46	CBK-KC45E —	— —	
	White	C14	CBK-KC14	CBK-KC14E	CBK-KC14P	
	White Black	C47 C48	CBK-KC47 CBK-KC48	CBK-KC47E —	— —	
	White Black	C49 C50	CBK-KC49 CBK-KC50	CBK-KC49E —	— —	
	White Black	C51 C52	CBK-KC51 CBK-KC52	CBK-KC51E —	— —	
	White Black	C53 C54	CBK-KC53 CBK-KC54	CBK-KC53E —	— —	
	White Black	C55 C56	CBK-KC55 CBK-KC56	CBK-KC55E —	— —	
	White Black	C57 C58	CBK-KC57 CBK-KC58	CBK-KC57E —	— —	
	White Black	C59 C60	CBK-KC59 CBK-KC60	CBK-KC59E —	— —	
	White Black	C61 C62	CBK-KC61 CBK-KC62	CBK-KC61E —	— —	
	White Black	C63 C64	CBK-KC63 CBK-KC64	CBK-KC63E —	— —	
	White Black	C65 C66	CBK-KC65 CBK-KC66	CBK-KC65E —	— —	
	White	C78	—	—	CBK-KC78P	
	White	C79	—	—	CBK-KC79P	
	White	C76	CBK-KC76	—	—	
	White	C77	CBK-KC77	—	—	
	White	C80	CBK-KC80	—	—	

① Illuminated pushbuttons and pilot lights must use white insert.

② For extended pushbuttons, insert "E" at the end of the catalog number. For pilot lights, insert "P" at end of the catalog number.

22 mm

Components

Pushbutton and pilot light lens inserts^①



Legend	Cap color	Suffix code ^②	Flush button catalog number	Extended button catalog number	Pilot light catalog number	List price
	White	C82	CBK-KC82	—	—	\$.90
Start	White	C67	CBK-KC67	CBK-KC67E	CBK-KC67P	
START	Green Black	C5 C81	CBK-KC5 CBK-KC81	— —	— —	
On	White	C68	CBK-KC68	CBK-KC68E	CBK-KC68P	
ON	White Green Black	C69 C70 C1	CBK-KC69 CBK-KC70 CBK-KC1	— — —	CBK-KC69P — —	
Off	White	C71	CBK-KC71	CBK-KC71E	CBK-KC71P	
OFF	White Red Black	C72 C73 C2	— — CBK-KC2	CBK-KC72E CBK-KC73E CBK-KC2E	— — —	
Stop	White	C74	CBK-KC74	CBK-KC74E	CBK-KC74P	
STOP	Red	C4	CBK-KC4	CBK-KC4E	—	
Reset	White	C75	CBK-KC75	CBK-KC75E	CBK-KC75P	
Blank	White Green	C15 CG	CBK-KC15 CBK-KCG	CBK-KC15E CBK-KCEG	CBK-KC15P —	
UP	Green	C11	CBK-KC11	—	—	
DOWN	Green	C12	CBK-KC12	—	—	
OPEN	White Green	C16 C19	CBK-KC16 CBK-KC19	— —	— —	
CLOSE	White Green	C17 C20	CBK-KC17 CBK-KC20	— —	— —	
REV	Green	C6	CBK-KC6	—	—	
FWD	Green	C7	CBK-KC7	—	—	
SLOW	Green	C8	CBK-KC8	—	—	
FAST	Green	C9	CBK-KC9	—	—	
JOG	Green	C10	CBK-KC10	—	—	
RESET	Black	C3	CBK-KC3	—	—	
LATCH	White	C18	CBK-KC18	—	—	

22 mm



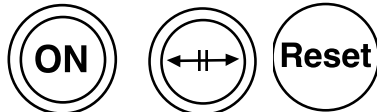
Flush pushbutton



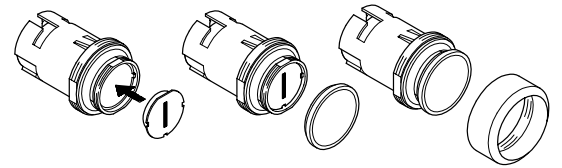
Extended pushbutton



Pilot light



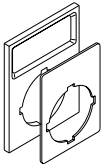
Examples of inserts



1
2
3
Insert assembly


^① Illuminated pushbuttons and pilot lights must use white insert.

^② For extended pushbuttons, insert "E" at the end of the catalog number. For pilot lights, insert "P" at end of the catalog number.



Components

Nameplate inserts, fixed nameplates



Nameplate inserts — aluminum ^{①②}

Legend	Legend	Catalog number	List price
1 Position			
CLOSE	OPEN	CBK-NP1	\$.70
ON	OFF	CBK-NP2	
FAST	SLOW	CBK-NP3	
DOWN	UP	CBK-NP4	
EMERGENCY STOP	RELEASE	CBK-NP5	
CANCEL	RESET	CBK-NP6	
IN	OUT	CBK-NP7	
LOWER	RAISE	CBK-NP8	
START	STOP	CBK-NP9	
INCHING	JOG	CBK-NP10	
RUN	FULL	CBK-NP11	
FORWARD	REVERSE	CBK-NP12	
2 Position (BC Position)			
OFF/ON	STOP/START	CBK-NP13	.70
LOW/HIGH	SLOW/FAST	CBK-NP14	
CLOSE/OPEN	JOG/RUN	CBK-NP15	
HAND/AUTO	O/I	CBK-NP16	
2 Position (AC Position)			
OFF/ON	STOP/START	CBK-NP13AC	.70
LOW/HIGH	SLOW/FAST	CBK-NP14AC	
CLOSE/OPEN	JOG/RUN	CBK-NP15AC	
HAND/AUTO	O/I	CBK-NP16AC	
3 Position			
HAND/O/AUTO	I/O/II	CBK-NP17	.70
SLOW/OFF/FAST	BLANK	CBK-NP18	
Blank			
BLANK (Aluminum)	BLANK	CBK-NP19	.70
Custom engraving			
NOTE: For custom engraving instructions, please see "Ordering instructions" pg. 1.33			.90

Fixed nameplates — plastic and aluminum

Legend	Plastic finish	Aluminum finish	List price
1 Position			
CLOSE	CBK-NPE1BA	CBK-NPE1	\$ 1.50
DOWN	CBK-NPE2BA	CBK-NPE2	
EMERGENCY STOP	CBK-NPE3BA	CBK-NPE3	
FAST	CBK-NPE4BA	CBK-NPE4	
FORWARD	CBK-NPE5BA	CBK-NPE5	
INCHING	CBK-NPE6BA	CBK-NPE6	
IN	CBK-NPE7BA	CBK-NPE7	
LEFT	CBK-NPE8BA	CBK-NPE8	
LOWER	CBK-NPE9BA	CBK-NPE9	
OFF	CBK-NPE10BA	CBK-NPE10	
ON	CBK-NPE11BA	CBK-NPE11	
OPEN	CBK-NPE12BA	CBK-NPE12	
RAISE	CBK-NPE13BA	CBK-NPE13	
RESET	CBK-NPE14BA	CBK-NPE14	
REVERSE	CBK-NPE15BA	CBK-NPE15	
RUN	CBK-NPE16BA	CBK-NPE16	
RIGHT	CBK-NPE17BA	CBK-NPE17	
SLOW	CBK-NPE18BA	CBK-NPE18	
START	CBK-NPE19BA	CBK-NPE19	
STOP	CBK-NPE20BA	CBK-NPE20	
UP	CBK-NPE21BA	CBK-NPE21	
2 Position (BC Position)			
HAND/AUTO	CBK-NPE22BA	CBK-NPE22	1.50
JOG/RUN	CBK-NPE23BA	CBK-NPE23	
OFF/ON	CBK-NPE24BA	CBK-NPE24	
STOP/START	CBK-NPE25BA	CBK-NPE25	
FWD/REV	CBK-NPE32BA	CBK-NPE32	
2 Position (AC Position)			
HAND/AUTO	CBK-NPE22BAAC	CBK-NPE22AC	1.50
JOG/RUN	CBK-NPE23BAAC	CBK-NPE23AC	
OFF/ON	CBK-NPE24BAAC	CBK-NPE24AC	
STOP/START	CBK-NPE25BAAC	CBK-NPE25AC	
FWD/REV	CBK-NPE32BAAC	CBK-NPE32AC	
3 Position			
HAND/O/AUTO	CBK-NPE26BA	CBK-NPE26	1.50
SLOW/OFF/FAST	CBK-NPE27BA	CBK-NPE27	
LOW/OFF/HIGH	CBK-NPE31BA	CBK-NPE31	
Blank			
BLANK — Aluminum (1-2 line)		CBK-NPE28	1.50
BLANK — Aluminum (1-3 line)		CBK-NPE29	
BLANK — Plastic brushed aluminum finish (1-2 line)		CBK-NPE28BA	
BLANK — Plastic brushed aluminum finish (1-3 line)		CBK-NPE29BA	
BLANK — Plastic (1-2 line) ^③		CBK-NPE28P	
BLANK — Plastic (1-3 line) ^③		CBK-NPE29P	
Custom engraving			
NOTE: For custom engraving instructions, please see "Ordering Instructions, page 1.33			6.50
Other			
EMERGENCY STOP (70mm)	Aluminum	CBK-NPE30	6.00
EMERGENCY STOP (70mm)	Plastic	CBK-NPE34	5.00

Nameplate holders — plastic

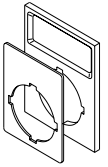
Color	Catalog number	List price
Black	CBK-KNPHB	\$.70

① Nameplate holders are required.
 ② Nameplate inserts have markings on both sides. EX: CBK-NP1 has "CLOSE" on the front side and "OPEN" on the back side.
 ③ The plastic blank is black on one side and white on the other.

22 mm

Components

Custom engraved inserts and nameplates



Nameplate inserts — aluminum^①

Type	Maximum letters per line	Catalog number	List price
<p>1 line</p>	11	CBK-NP19-01	\$ 5.90
<p>2 lines</p>	11	CBK-NP19-02	
<p>2 position selector switch</p>	5	CBK-NP19-03	
<p>3 position selector switch</p>	5	CBK-NP19-04	

General specifications

- All characters are 1/8" high, upper & lower case. Please specify if all capital letters are desired.
- The legend plate inserts and the fixed legend plates are silver-grey anodized aluminum.
- All special engravings involve engraving the desired lettering into the metal surface and then treating the engraved surfaces with black ink.

Ordering custom engraved nameplates

- Select the desired legend plate.
- Indicate the catalog number.
- Write the desired words to be engraved on each line.
EX: CBK-NPE28-02
Line 1: Pump No. 1
Line 2: Off



Fixed nameplates — aluminum or plastic^②

Type	Maximum letters per line	Finish ^②	Catalog number	List price
<p>Pushbuttons or pilot lights</p>	11 39mm	A B BA W	CBK-NPE28-01 CBK-NPE28B-01 CBK-NPE28BA-01 CBK-NPE28W-01	\$ 6.50
<p>2 Position selector switches</p>	11 (line 1) 5 (line 2) 5 (line 3) 44.5mm	A B BA W	CBK-NPE28-02 CBK-NPE28B-02 CBK-NPE28BA-02 CBK-NPE28W-02	
<p>3 Position selector switches</p>	5 39mm	A B BA W	CBK-NPE28-03 CBK-NPE28B-03 CBK-NPE28BA-03 CBK-NPE28W-03	
<p>2 Position toggle switches</p>	11 (line 1) 5 (line 2) 5 (line 3A) 5 (line 3B) 44.5mm	A B BA W	CBK-NPE29-02 CBK-NPE29B-02 CBK-NPE29BA-02 CBK-NPE29W-02	
<p>2 Position toggle switches</p>	4 39mm	A B BA W	CBK-NPE28-04 CBK-NPE28B-04 CBK-NPE28BA-04 CBK-NPE28W-04	
<p>3 Position toggle switches</p>	5 44.5mm	A B BA W	CBK-NPE29-04 CBK-NPE29B-04 CBK-NPE29BA-04 CBK-NPE29W-04	
<p>3 Position toggle switches</p>	39mm	A B BA W	CBK-NPE28-05 CBK-NPE28B-05 CBK-NPE28BA-05 CBK-NPE28W-05	
<p>3 Position toggle switches</p>	44.5mm	A B BA W	CBK-NPE29-05 CBK-NPE29B-05 CBK-NPE29BA-05 CBK-NPE29W-05	

22 mm

^① For drilling plans, see page 1.45.






^② Finish: A = brushed aluminum; B = black plastic face with white letters; BA = plastic with brushed aluminum finish; W = white plastic face with black letters.



Components

Buttons, lenses and illuminated mushroom heads

Buttons (for non-illuminated pushbuttons)

Item	Color	Catalog number	List price
Flush  CBK-KBY	Red Green Yellow Blue Black Clear White	CBK-KBR CBK-KBG CBK-KBY CBK-KBL CBK-KBB CBK-KBC CBK-KBW	\$ 1.50
Extended  CBK-KBEY	Red Green Yellow Blue Black Clear White	CBK-KBER CBK-KBEG CBK-KBEY CBK-KBEL CBK-KBEB CBK-KBEC CBK-KBEW	1.50
30mm mushroom  CBK-BM3R	Red Black Red w/Arrow Black w/Arrow	CBK-BM3R CBK-BM3B CBK-BM3RA CBK-BM3BA	2.00
40mm mushroom  CBK-BM40RO	Red Black Red w/Arrow Black w/Arrow Red w/Circle Black w/Circle Yellow	CBK-BM40R CBK-BM40B CBK-BM40RA CBK-BM40BA CBK-BM40RO CBK-BM40BO CBK-BM40Y	2.00
60mm mushroom  CBK-BM60Y	Red Black Yellow	CBK-BM60R CBK-BM60B CBK-BM60Y	6.00

Buttons (for illuminated pushbuttons)



Item	Color	Catalog number	List price
Flush  CBK-KBY	Red Green Yellow Blue Clear White	CBK-KBIR CBK-KBIG CBK-KBIY CBK-KBIL CBK-KBIC CBK-KBIW	\$ 1.50
Extended  CBK-KBEY	Red Green Yellow Blue Clear White	CBK-KBEIR CBK-KBEIG CBK-KBEIY CBK-KBEIL CBK-KBEIC CBK-KBEIW	1.50
40mm mushroom  CBK-BM4IY	Red Yellow Green	CBK-BM4IR CBK-BM4IY CBK-BM4IG	4.00
60mm mushroom  CBK-BM6IY	Red Yellow Green	CBK-BM6IR CBK-BM6IY CBK-BM6IG	8.00

22 mm








Pilot light lenses

Item	Color	Catalog number	List price
Standard  CBK-KLR	Red Green Yellow Blue Clear White	CBK-KLR CBK-KLG CBK-KLY CBK-KLL CBK-KLC CBK-KLW	\$ 2.50
Freznel lens  CBK-XFL	Clear	CBK-XFL	3.00

Mounting rings

Item	Color	Catalog number	List price
Pushbutton  CBK-CR	Chrome plastic Black plastic Chrome metal	CBK-CR CBK-KR CBK-CMR	\$ 1.25 1.00 2.50
Selector switch/toggle  CBK-KRS	Chrome plastic Black plastic Chrome metal	CBK-CRS CBK-KRS CBK-CMRS	1.25 1.00 2.50

Accessories


Item	Catalog number	List price
 <p>Flush and extended boots</p> <p>Transparent soft membrane permits easy visibility of button lens while protecting buttons and pilot lights from water and dust.</p>	CBK-KXB (Flush) CBK-KXBE (Extended)	\$ 8.00
 <p>Protective boot for two button operators</p>	CBK-XB2	8.00
 <p>Extended button guard</p> <p>Protects extended pushbuttons from being accidentally depressed.</p>	CBK-KXG	4.00
 <p>22mm hole plug</p> <p>Hole plugs are used to cover pushbuttons holes in panels</p>	CBK-XP	2.00
 <p>Lamp removal tool</p> <p>Removes all incandescent or LED lamps.</p>	CBK-XLTL	10.00
 <p>Flush pushbutton protective cover</p>	CBK-KXC	15.00
 <p>Mushroom guard [Ⓢ]</p>	CBK-XMG	16.00

[Ⓢ] For use with operators shown on pages 1.8 - 1.10.

Item	Catalog number	List price								
 <p>Padlock attachment for 30mm mushroom (twist release, only)</p> <p>Prevents unauthorized use of equipment. Provides space for up to 4 padlocks with the button in the depressed position. Holes fit standard 1/4" padlock.</p>	CBK-XPA	\$ 20.00								
<table border="1"> <thead> <tr> <th>Item</th> <th>Lock type</th> <th>Catalog number</th> <th>List price</th> </tr> </thead> <tbody> <tr> <td>  <p>Extra key</p> </td> <td> 1 2 3 </td> <td> CBK-XK455 CBK-XK421 CBK-XK3433-E </td> <td>10.00</td> </tr> </tbody> </table> <p>To order, refer to the key number imprinted on the key. Then use the appropriate catalog number that ends in the same number.</p>	Item	Lock type	Catalog number	List price	 <p>Extra key</p>	1 2 3	CBK-XK455 CBK-XK421 CBK-XK3433-E	10.00		
Item	Lock type	Catalog number	List price							
 <p>Extra key</p>	1 2 3	CBK-XK455 CBK-XK421 CBK-XK3433-E	10.00							
 <p>Spare gasket</p>	CBK-XRG	1.00								
 <p>Mounting tool</p>	CBK-KXMT	10.00								
 <p>Square bezel</p>	CBK-BZL	2.00								
 <p>Lockable selector switch</p>	CBK-XSWL	35.00								
 <p>Selector switch guard</p>	CBK-XSWG	8.00								

22 mm

Accessories


Item	Catalog number	List price
 <p>Grounding screw</p>	CBK-XGS	\$.50


Provides a means of attaching a grounding wire.

DIN rail mounting accessories




22 mm

Item	Catalog number	List price
 <p>Front cap</p>	CBK-XFC	\$ 5.00

 <p>Snap connector</p>	CBK-XSA	.20
--	---------	-----






Connects contact blocks to holder. Two required per holder. Twenty per package.





 <p>DIN rail mounting kit</p>	CBK-XDIN	8.20
--	----------	------

The DIN rail mounting kit includes:

Quantity	Item	Catalog number
1	Front cap	CBK-XFC
4	Snap attachment	CBK-XSA
1	Dummy block	CBK-XBB
1	Pin set, 2 unit	CBK-XP2
1	Pin set, 3 unit	CBK-XP3
1	Holder	CBK-CH

Plastic enclosures

Item	Catalog number	List price
  1 element	CBK-EPY ^① (Yellow enclosure for emergency stop applications) CBK-EP1	\$ 28.00 28.00
 2 element	CBK-EP2	32.00
 3 element	CBK-EP3	36.00
 4 element	CBK-EP4	44.00

Item	Catalog number	List price
 6 element	CBK-EP6	\$ 52.00
 Impact protector	CBK-CS	2.00
 Spacer ^②	CBK-XW	1.00
 Emergency stop adaptor plate ^③	CBK-ESAP	6.00

22 mm

Note: All enclosures are UL Listed & CSA Approved for Types 1, 3R, 4, 4X, & 12 applications.

Metallic enclosures

Metallic Type 1, 3, 3R, 4, 4X, 12 & 13 enclosures are also available upon request. Please contact ABB Control Inc.

^① Not available in metal.

^② All pilot devices mounted in enclosures must have legend plate or spacer to correctly interface with auxiliary contacts.

^③ Must be used with CBK-ES★ Emergency Stop operators shown on pages 1.11 - 1.13.

Plastic enclosures ^{①②}

Assembly examples



CBK-EP2SS

Custom assembly of 2-hole pushbutton station

Example: Start-stop

CBK-EP2	+	CBK-KPGC5	+	CBK-CB10	=	CBK-EP2SS
\$ 32.00		\$ 9.00		\$ 8.00		\$ 66.00
		CBK-KPERC4		CBK-CB01		
		\$ 9.00		\$ 8.00		

Custom assembly of 3-hole pushbutton station

Example: Forward - Reverse - Stop

CBK-EP3	+	CBK-KPGC7	+	(2) CBK-CB10	=	CBK-EP3FRS
\$ 36.00		\$ 9.00		\$ 16.00		\$ 87.00
		CBK-KPGC6		(1) CBK-CB01		
		\$ 9.00		\$ 8.00		
		CBK-KPERC4				
		\$ 9.00				



CBK-EP3FRS

① Fixed legend plates may be used with enclosures. Enclosure must be mounted horizontally when using 1.75" nameplates or insert holders.
 ② Consult factory for specific applications and part numbers.

UL & IEC enclosure standards comparison ^①

IEC definition	Protection to IEC 144/BS5420	Protection to UL 50 enclosure type	UL 50 definition
Protected against solid objects greater than 12mm	IP 20	1 (ventilated)	General purpose
Protected against solid objects greater than 2.5mm	IP 30	1	General purpose
Protected against solid objects greater than 12mm and dripping water	IP 21	2 (ventilated)	Drip proof
Protected against solid objects greater than 2.5mm and dripping water	IP 24	3R (ventilated)	Rain proof, sleet (ice) resistant, outdoor use
Protected against solid objects greater than 2.5mm and dripping water	IP 34	3R	Rain proof, sleet (ice) resistant, outdoor use
Protected against dust & splashing liquid	IP 54	—	—
Dusttight, protected against waterjets	IP 65	12	Industrial use, dusttight and driptight
Dusttight, protected against heavy seas	IP 66	3S	Dusttight, driptight
Dusttight, protected against heavy seas	IP 66	4	Dusttight, watertight
—	—	4X	Dusttight, watertight, corrosion resistant
Dusttight, protected against heavy submersion	IP 68	6	Submersible, watertight, dust-tight, sleet (ice), resistant indoor or outdoor
—	—	13	Oiltight and dusttight
Protected against dust & splashing liquid	IP 54	5	Protection against settling airborne dust, falling dirt and dripping noncorrosive liquids

22 mm

^① Cross references are approximate.

UL Technical data

General UL technical data

Contact blocks		600V
Rated insulation voltage, UL		24VDC, 5mA
Minimum rating		10
Mechanical life (millions of operations)		
Temperature specifications		-30°C to +70°C
Ambient temperature		
Exceptions:		
Illuminated pushbutton (continuously lit)		-30°C to +40°C
Pilot light (continuously lit)		-30°C to +40°C
Storage temperature		-30°C to +85°C
Terminal connections	Recommended torque	Wire size
Contact blocks	7 lb. in.	20 AWG
Minimum		2 x 12 AWG
Maximum		
Lamp assemblies		20 AWG
Minimum		2 x 14 AWG
Maximum		
Plus-minus pozidrive size 2 screws with DIN washer		

Contact block terminal marking

Type	1 N.O.	1 N.C.
Catalog number	CBK-CB10(G)	CBK-CB01(G)
Schematic diagram		

Approvals

CBK, 22mm

NEMA & UL Listed for Types 1, 3R, 4, 4X, 12 & 13 applications

CBG, 30mm

NEMA & UL Listed for Types 1, 3R, 4, 4X, 12 & 13 applications

Contacts — NEMA A600, 10A thermal

Voltage	Inductive amps	Maximum make	Maximum break
120 VAC	6A	7200VA	720VA
240 VAC	3A		
480 VAC	1.5A		
600 VAC	1.2A		

Contacts — NEMA P600, 5A thermal

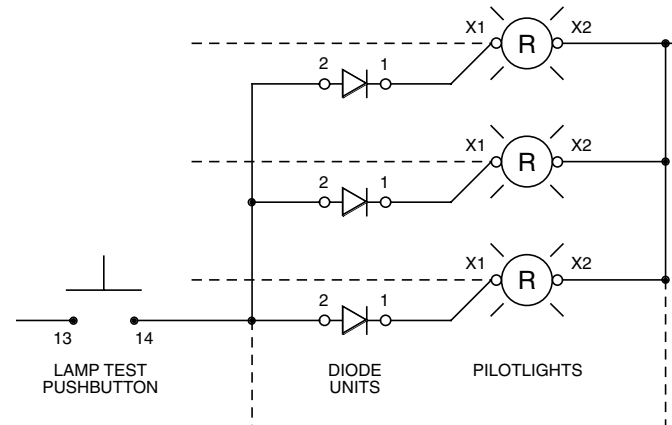
Voltage	Maximum make or break current	Maximum make or break volt-amps at 600V or less
125 VDC	1.1A	138VA
250 VDC	0.55A	138VA
301 – 600 VDC	0.22A	138VA

Low energy contacts — gold plated

Range	Rating
Maximum	NEMA A600 & NEMA P600
Minimum	5VAC/DC, 2mA; 12VAC/DC, 1mA; 24VAC/DC, 5mA

Lamp bulbs connected in common

If several lamps are to be connected to a common lamp-test pushbutton, a separate diode must be connected in series with each respective lamp. A special block with a built-in diode (CBK-CBD) is available for this purpose and can be securely snapped onto the lamp block or placed at the side.



22 mm

IEC Technical data

Mechanical life

Operators

Pushbuttons with flush or extended button, momentary mushroom pushbutton	2 million operations
Selector switch, maintained mushroom push-button, key operated selector switch and double pushbutton	0.5 million operations
Toggle switch	1 million operations
Lockable pushbuttons	0.3 million operations

Temperature

Ambient temperature during operation Exception: All pilot devices with 2 W continuously lit filament bulb	-25 to +70°C
Storage temperature	-25 to +40°C -30 to +85°C

Terminals

Plus-minus pozidrive size 2 screw with DIN-washer. Connectable area max. 2 x 2.5mm ²	min. 1 x 0.5mm ²
Recommended torque	0.9 Nm

Contact blocks

Mechanical endurance Self cleaning contacts of silver, N.C. contact has forced breaking. At voltages and currents below 24 V and 5.6 mA two contact blocks in parallel are recommended. As an alternative, gold plated contacts are recommended.	10 million operations
--	-----------------------

Ratings as per UL/CSA, NEMA A 600, Q600 Rated insulation voltage Rated thermal current Rated operational current at	600V 10A 120V 6A 240V 3A 480V 1.5A 600V 1.2A
--	---

Ratings as per IEC 947-5-1 Rated insulation voltage, U _i Rated thermal current, I _{th} Rated operational current, I _o utilization category AC 15, at	690V 10A 120V 8A 230V 6A 400V 4A 690V 2A
---	---

Rated operational current, I _o utilization category DC 13, at	24V 5A 125V 1.1A 250V 0.55A
---	-----------------------------------

Contact resistance	.025 ohms
--------------------	-----------

Max. number of contact blocks per operator [Ⓞ] Pushbutton, toggle switch Mushroom pushbutton Double pushbutton, selector switch, key operated selector switch and emergency stop pushbuttons	6 5 4
--	-------------

Short circuit protection Max. fuse at 1 kA	16 A ordinary 10 A delayed
---	-------------------------------

Lamp block

Ratings as per IEC 947-5-1

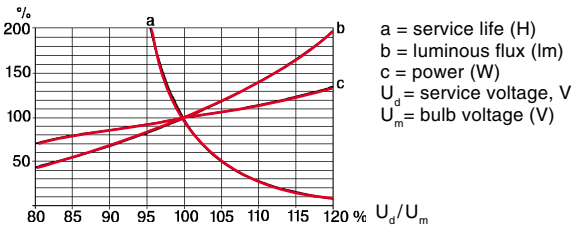
Rated insulation voltage	230V
Base	BA 9s
Max. permissible power	2W

Service life of filament bulb

Relative service life, luminous flux and power consumption at different service voltages.

It is generally true to say that bulbs for lower voltages give more light and have better vibration-withstand capability than bulbs for higher voltages.

Service life



Lamp comparison

Bulb type	Approx. service life (hours)	Shock and vibration immunity	High operating temperature	Low power consumption	Brightness
Filament	5000–10,000	+	+	+	+++
Neon LED	20,000–50,000	+++	+++	+++	+
Very good	+++				
Good	++				
Less good	+				

Transformer block

Suitable for bulb 6 or 24V and 1.2W and LED 24V.

Rated power	1.5 W
Rated voltage	See page 1.29
Rated insulation voltage acc. to IEC 70°C (ΔT)	Class E

Bulbs

Voltage	Rated current, mA	Rated output, W
Filament type		
6VAC/DC	200	1.2
12VAC/DC	100	1.2
24VAC/DC	50	1.2
30VAC/DC	40	1.2
48VAC/DC	42	2
60VAC/DC	20	1.2
130VAC/DC	15	2
Neon type		
110VAC/DC	0.8	0.10
220VAC	1.9	0.40
220VDC	0.9	0.20
LED type		
24VAC/DC	20	.48
120VAC	5	.6
240VAC	4	.92
Flashing LED type		
24VDC	25	.60

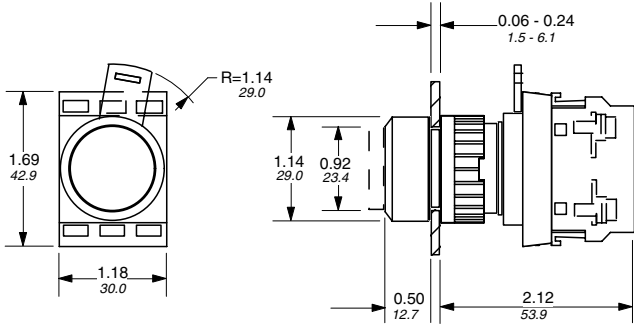
[Ⓞ] Contact blocks can be stacked maximum two deep.

22 mm

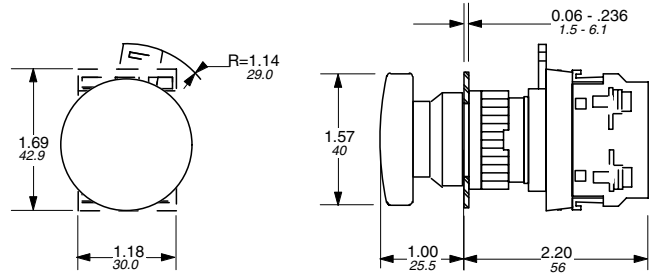
Approximate dimensions

00.00 Inches
00.00 Millimeters

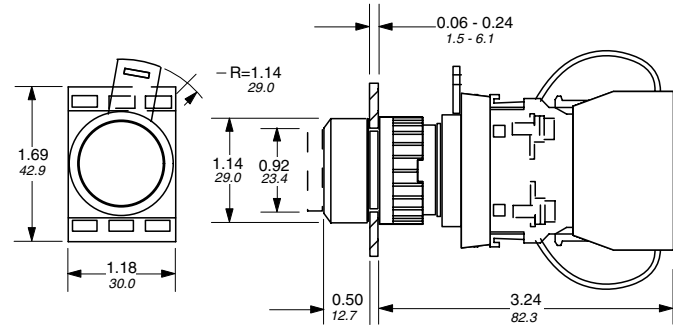
Pushbutton and illuminated pushbutton



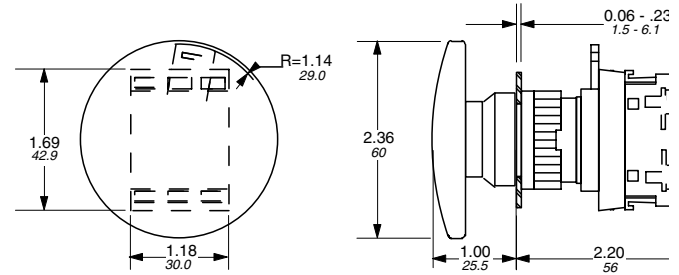
Mushroom pushbutton — 40mm (Momentary)



Illuminated pushbutton with transformer

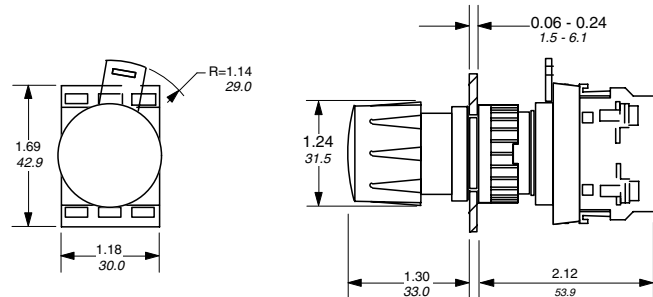


Mushroom pushbutton — 60mm

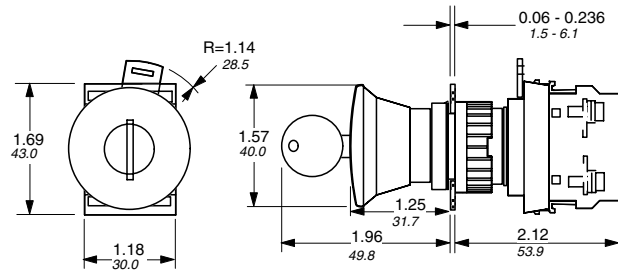


22 mm

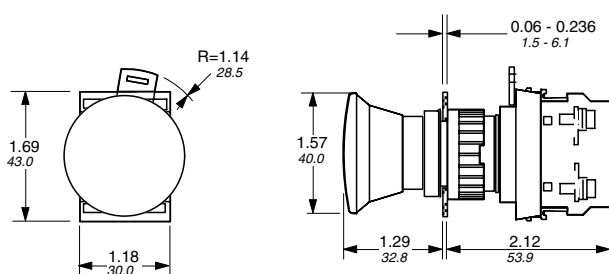
Mushroom pushbutton — 30mm



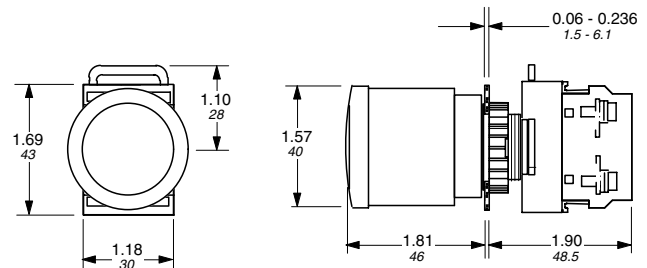
Mushroom pushbutton — 40mm lockable



Mushroom pushbutton — 40mm (Push-pull & twist release)



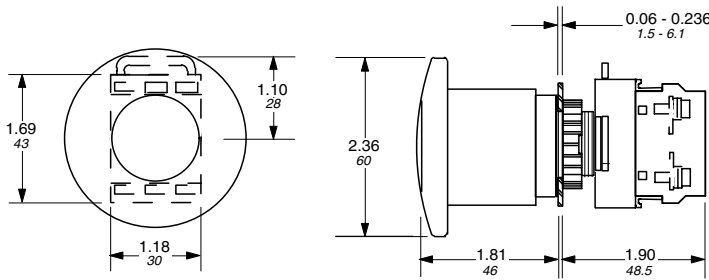
Emergency stop pushbutton — 40mm



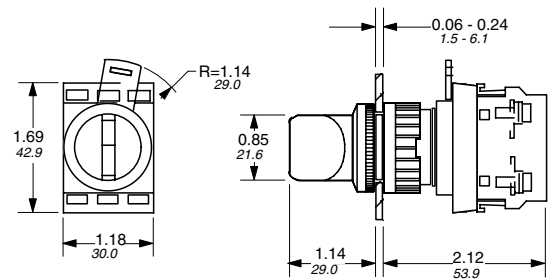
← 00.00 → Inches
00.00 → Millimeters

Approximate dimensions

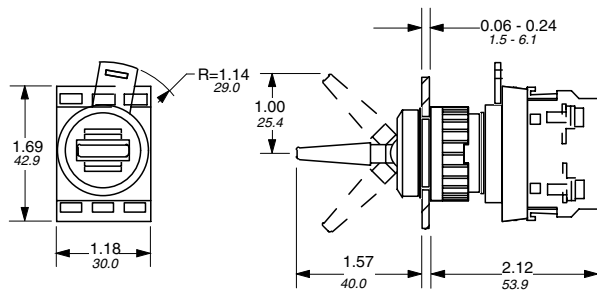
Emergency stop pushbutton — 60mm



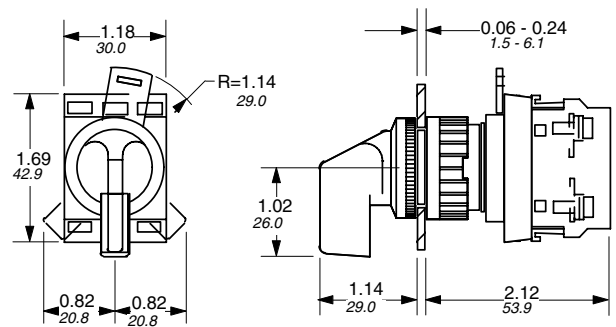
Selector switch — knob handle



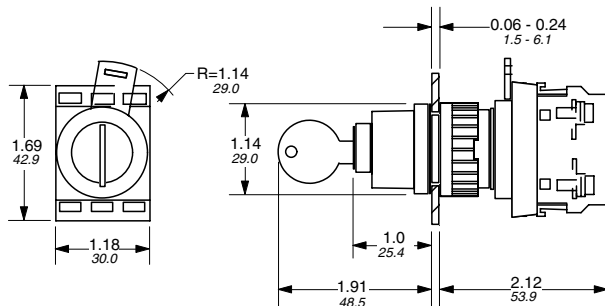
Toggle switch



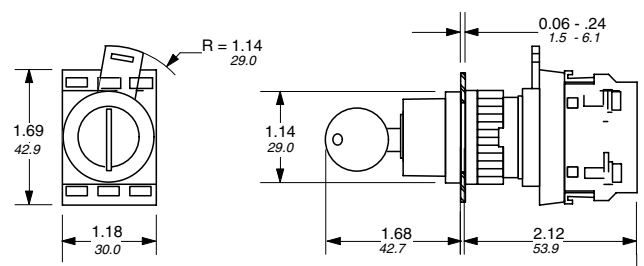
Selector switch — lever handle



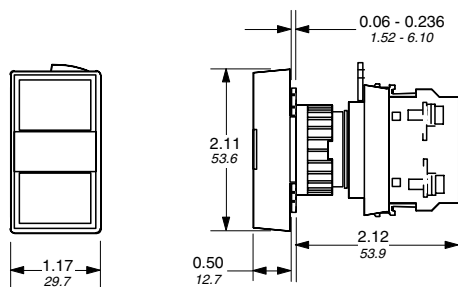
Key operated pushbutton



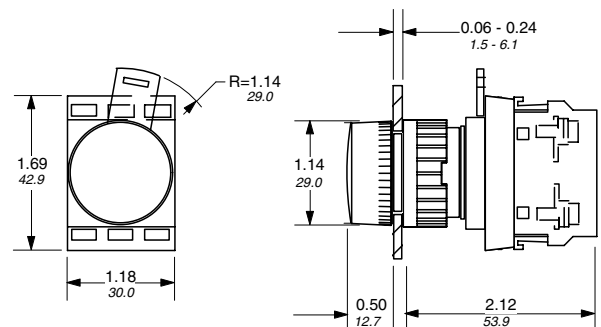
Selector switch — key operated



Two button pushbutton



Pilot light

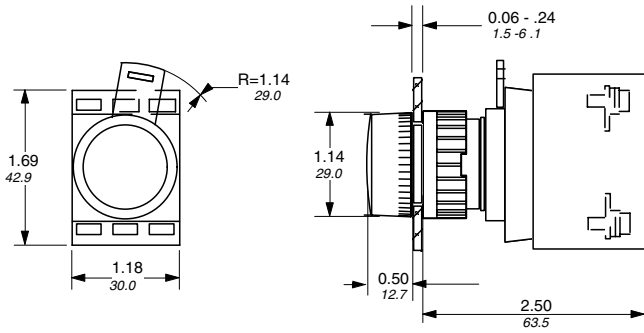


22 mm

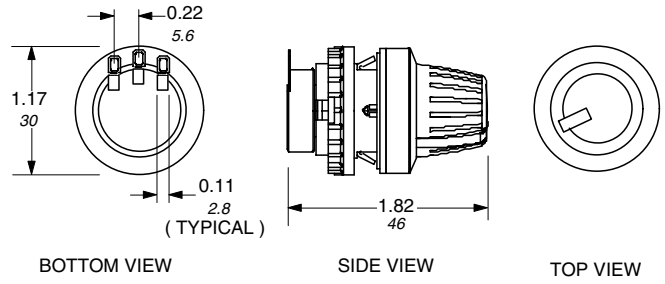
Approximate dimensions

← 00.00 → Inches
00.00 → Millimeters

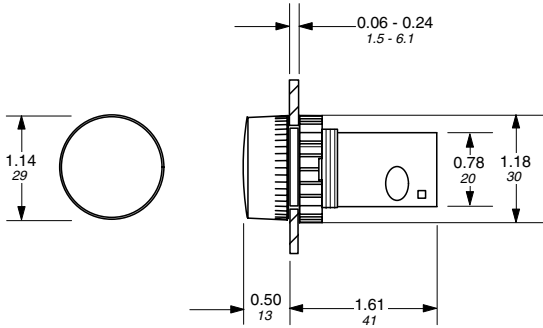
Pilot light with transformer



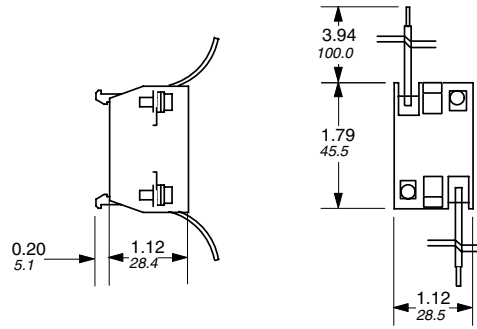
Potentiometer



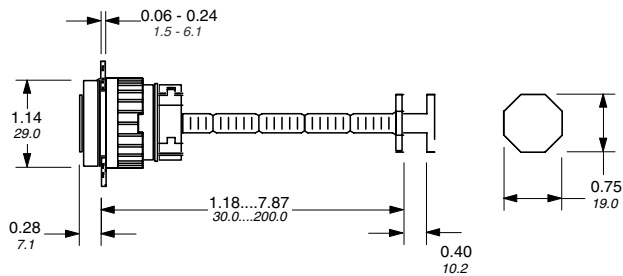
Compact pilot light



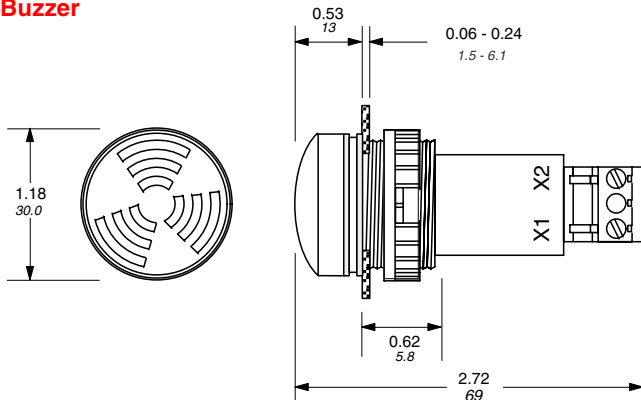
Transformer block



Reset actuator



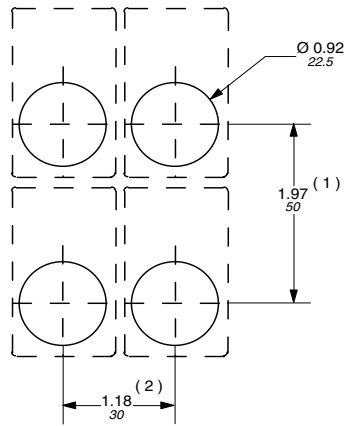
Buzzer



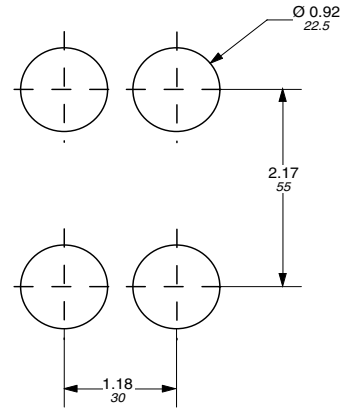
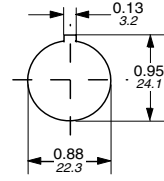
22 mm

Approximate dimensions

Nameplate drilling plans



Pushbuttons, switches & pilot lights



Double pushbuttons

(1) 2.16 /55mm when legend plate H= 1.75 /44.4mm is used,
2.40 /61mm for mushroom pushbutton with D =60mm.

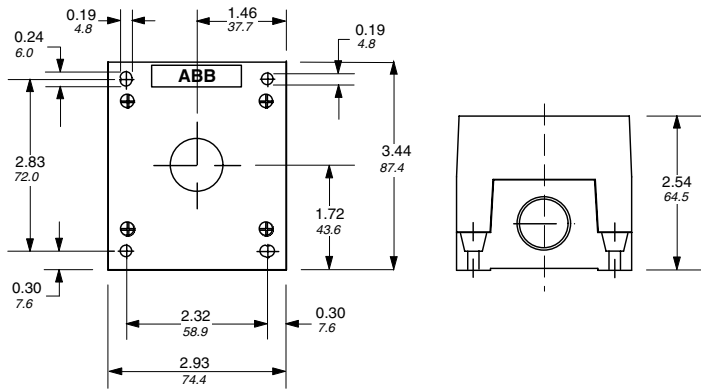
(2) 1.46 /37mm when legend plate with insert is used,
1.97 /50mm when 5-block holder is used.
Min. dimension = the diameter of mushroom
button

22 mm

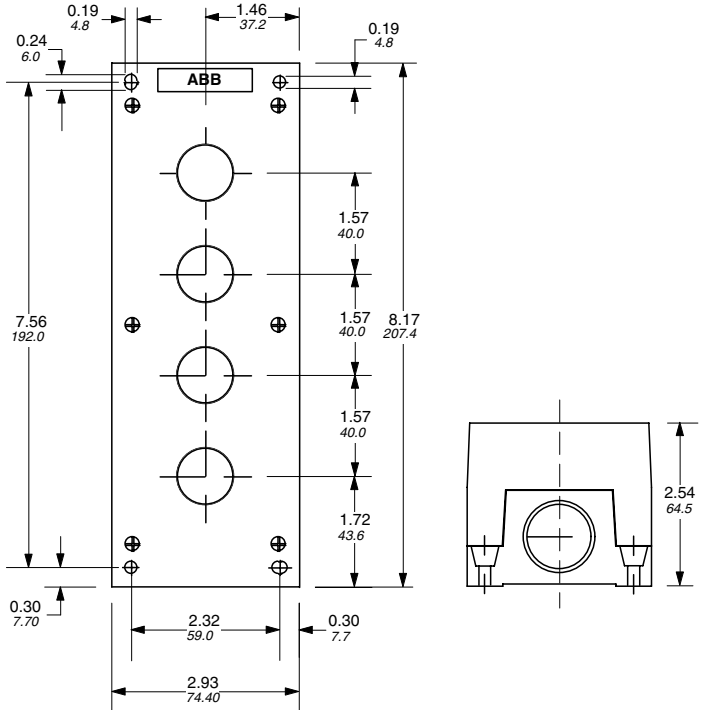
Approximate dimensions Enclosures

← 00.00 Inches
00.00 Millimeters →

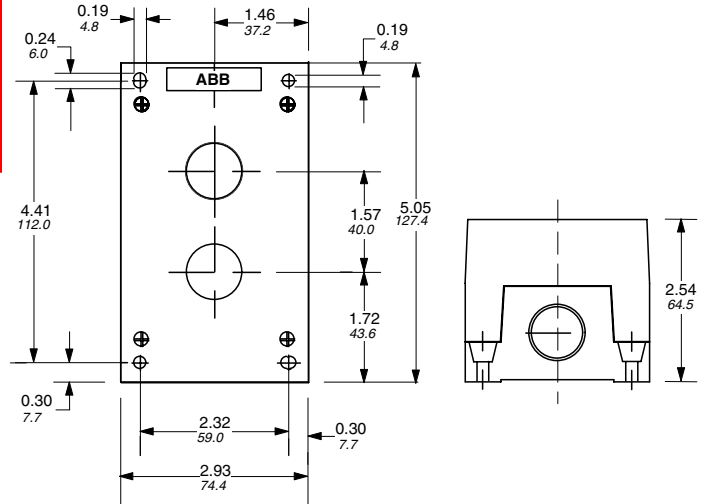
1 element



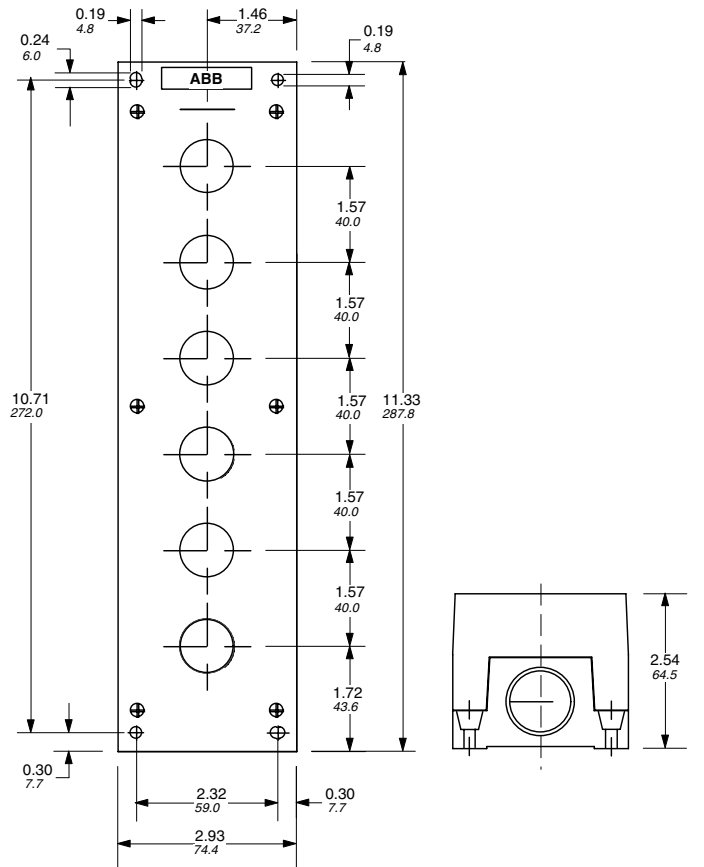
4 element



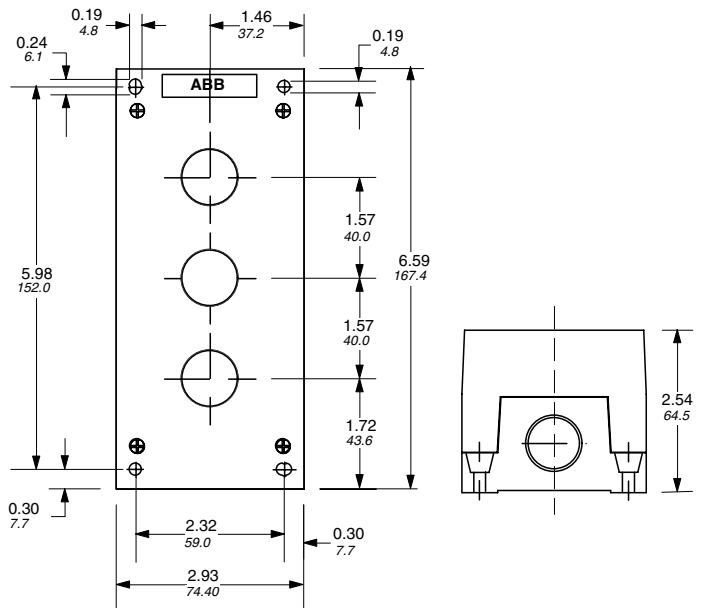
2 element



6 element



3 element



① One, two & three element pushbutton stations have knockouts for 1/2" conduit. Four & six element pushbutton stations have knockouts for 3/4" conduit.

22 mm