

Professionally approved products.

Datasheet

Dimmable Constant Voltage LED Driver 150W 20V 3.75 → 7.5A RS CLG-150-20A

RS Stock number 764-7347



■ Features :

- Universal AC input / Full range (up to 280VAC)
- High efficiency 92%
- Protections: Short circuit / Overload / Over voltage / Over temperature
- Built-in active PFC function
- Cooling by free air convection
- OCP point adjustable through output cable or internal potential meter
- Suitable for LED lighting and moving sign applications
- IP65 / IP67 design for indoor or outdoor installations
- Damp / wet location outdoor application
- Compliance to worldwide safety regulations for lighting
- 3 years warranty

CLG-150-12 **A** Blank : IP67 rated. Cable for I/O connection. (Optional)

A : IP65 rated. Output voltage and constant current level can be adjusted through internal potential meter.

B : IP67 rated. Constant current level adjustable through output cable. (Optional)

C : Terminal block for I/O connection. Output voltage and constant current level can be adjusted through internal potential meter. (Optional)

Professionally approved products.

Datasheet

MODEL		764-7334	764-7338	764-7347	764-7340	764-7344	764-7353	764-7356	
OUTPUT	DC VOLTAGE	12V	15V	20V	24V	30V	36V	48V	
	CONSTANT CURRENT REGION <small>Note.4</small>	9 - 12V	11.25 - 15V	15 - 20V	18 - 24V	22.5 - 30V	27 - 36V	36 - 48V	
	RATED CURRENT	11A	9.5A	7.5A	6.3A	5A	4.2A	3.2A	
	RATED POWER	132W	142.5W	150W	151.2W	150W	151.2W	153.6W	
	RIPPLE & NOISE (max.) <small>Note.2</small>	150mVp-p	150mVp-p	150mVp-p	150mVp-p	150mVp-p	150mVp-p	200mVp-p	
	VOLTAGE ADJ. RANGE <small>Note.6</small>	9 - 13V	13 - 17V	17 - 22V	22 - 27V	26 - 32V	31 - 41V	40 - 56V	
	CURRENT ADJ. RANGE	Can be adjusted by internal potential meter or through output cable							
		5.5 - 11A	4.75 - 9.5A	3.75 - 7.5A	3.15 - 6.3A	2.5 - 5A	2.1 - 4.2A	1.6 - 3.2A	
	VOLTAGE TOLERANCE <small>Note.3</small>	±2.0%	±2.0%	±2.0%	±1.0%	±1.0%	±1.0%	±1.0%	
	LINE REGULATION	±0.5%	±0.5%	±0.5%	±0.5%	±0.5%	±0.5%	±0.5%	
LOAD REGULATION	±1.0%	±1.0%	±1.0%	±0.5%	±0.5%	±0.5%	±0.5%		
SETUP, RISE TIME	3000ms, 80ms at full load 230VAC / 115VAC								
HOLD UP TIME (Typ.)	50ms / 230VAC 16ms / 115VAC at full load								
INPUT	VOLTAGE RANGE <small>Note.5</small>	90 - 295VAC 127 - 417VDC							
	FREQUENCY RANGE	47 - 63Hz							
	POWER FACTOR	PF ≥ 0.95/230VAC PF ≥ 0.98/115VAC at full load and rated output voltage PF ≥ 0.9 at 75 - 100% load							
	EFFICIENCY (Typ.)	88%	88%	90%	90%	91%	91%	92%	
	AC CURRENT	2A / 115VAC 1A / 230VAC							
	INRUSH CURRENT(max.)	COLD START 65A/230VAC							
	LEAKAGE CURRENT	<1mA/240VAC							
PROTECTION	OVER CURRENT (Typ.) <small>Note.4</small>	95 - 108%							
		Protection type: Constant current limiting, recovers automatically after fault condition is removed							
	SHORT CIRCUIT <small>Note.8</small>	Hicup mode, recovers automatically after fault condition is removed							
	OVER VOLTAGE	13.5 - 16V	18 - 20V	23 - 27V	28 - 34V	33 - 36V	42 - 48V	57 - 65V	
	Protection type: Shut down and latch off o/p voltage, re-power on to recover								
OVER TEMPERATURE	100°C ±10°C (RTH2)								
	Protection type: Shut down o/p voltage, re-power on to recover								
ENVIRONMENT	WORKING TEMP. <small>Note.7</small>	-30 - +55°C @ full load ; +70°C @ 60% load							
	WORKING HUMIDITY	20 - 95% RH non-condensing							
	STORAGE TEMP, HUMIDITY	-40 - +80°C, 10 - 95% RH							
	TEMP. COEFFICIENT	±0.03%/°C (0 - 50°C)							
	VIBRATION	10 - 500Hz, 5G 12min./1cycle, period for 72min. each along X, Y, Z axes							
SAFETY & EMC	SAFETY STANDARDS <small>Note.9</small>	UL1012 ; EN61347-1, EN61347-2-13 independent (except for CLG-150 C type) ; UL80950-1, TUV EN60950-1 (TBD)							
	WITHSTAND VOLTAGE	I/P-O/P:3.75KVAC I/P-FG:1.88KVAC O/P-FG:0.5KVAC							
	ISOLATION RESISTANCE	I/P-O/P, I/P-FG, O/P-FG:100M Ohms / 500VDC / 25°C / 70% RH							
	EMI CONDUCTION & RADIATION	Compliance to EN55015, EN55022 (CISPR22) Class B							
	HARMONIC CURRENT	Compliance to EN61000-3-2 Class C (≥ 75% load) ; EN61000-3-3							
	EMS IMMUNITY	Compliance to EN61000-4-2, 3, 4, 5, 6, 8, 11, ENV50204, EN61547, EN55024, light industry level (surge 4KV), criteria A							
OTHERS	MTBF	303.7Khrs min. MIL-HDBK-217F (25°C)							
	DIMENSION	222.2*68*38.8mm (L*W*H)(CLG-150-Blank/A/B)				229*68*38.8mm (L*W*H)(CLG-150-C)			
	PACKING	1.0Kg; 12pcs/13Kg/0.49CUFT(CLG-150-Blank/A/B)				1Kg; 12pcs/13Kg/0.96CUFT(CLG-150-C)			

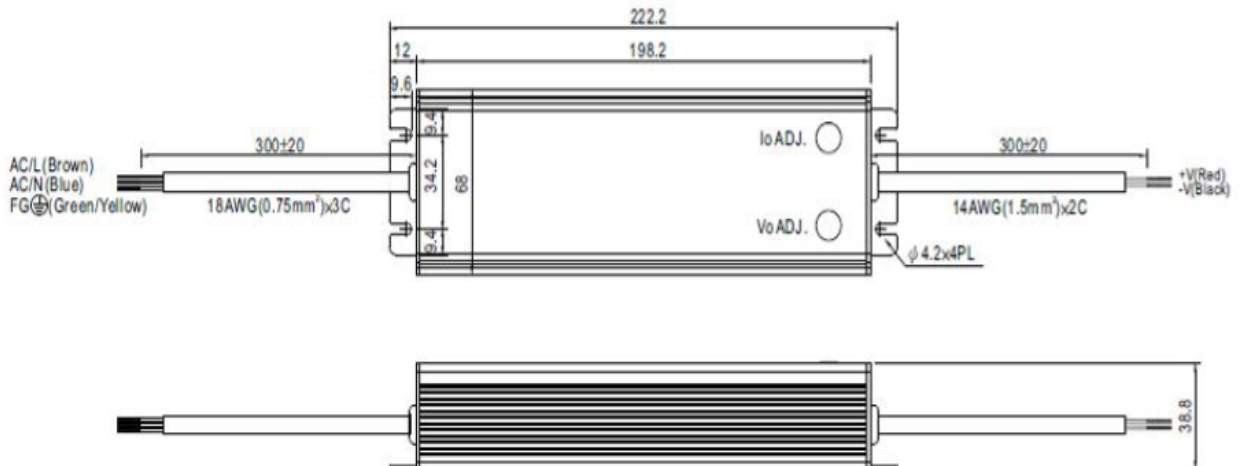
Professionally approved products.

Datasheet

Mechanical Specification

Case No. 954A Unit:mm

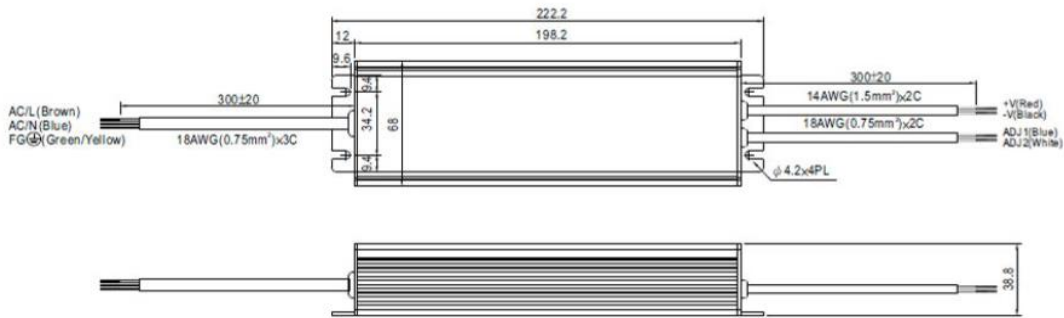
Blank:(CLG-150)


 A Type:(CLG-150-A)


Professionally approved products.

Datasheet

B Type:(CLG-150_B)

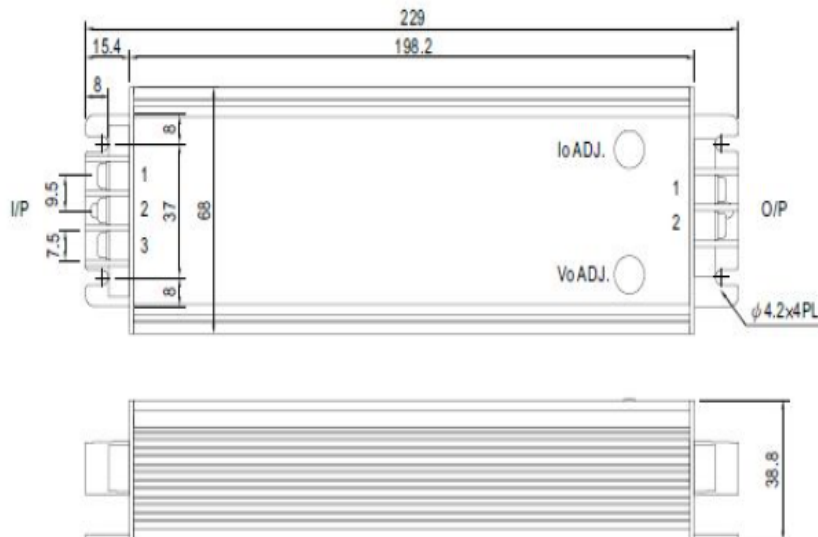


※ IP67 rated. Output constant current level can be adjusted through output cable by connecting a resistor between ADJ1 and ADJ2.

※ Reference resistance value for output current adjustment (Typical)

Resistance	Percentage of rated current
Open	Slightly > 100%
4.7KΩ	100%
620Ω	75%
82Ω	50%
Short	Slightly < 50%

C Type:(CLG-150_C)



AC Input Terminal Pin No. Assignment

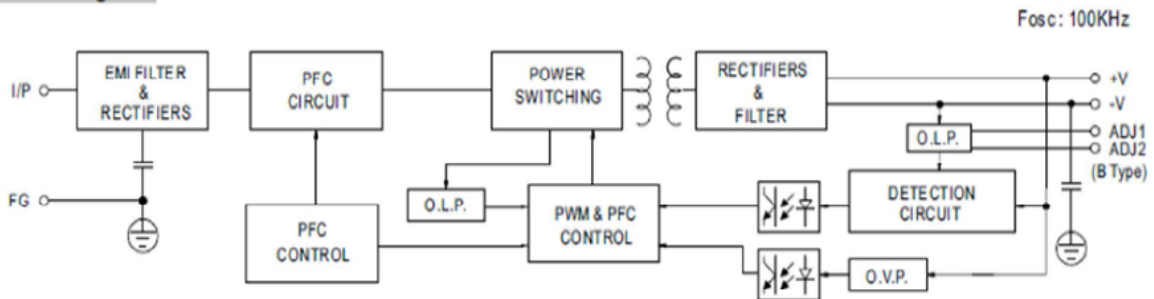
Pin No.	Assignment
1	FG \perp
2	AC/N
3	AC/L

DC Output Terminal Pin No. Assignment

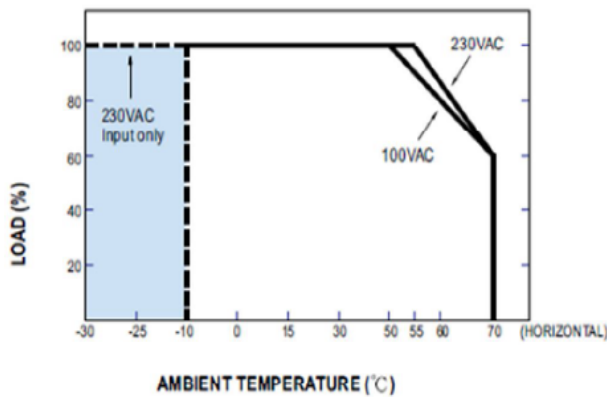
Pin No.	Assignment
1	+V
2	-V

Professionally approved products. Datasheet

Block Diagram



Derating Curve



Static Characteristics

