

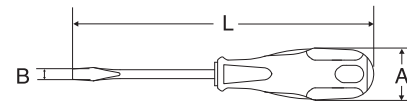


SLOTTED



PART NO.	SLOTTED	L MM	A MM	B MM			G.W. (kg)
62202	3.2x75mm	150.0	23.5	3.2	12	72	2.6
62203	3.2x100mm	175.0	23.5	3.2	12	180	2.0
62204	3.2x150mm	225.0	23.5	3.2	12	72	3.0
62205	3.2x200mm	275.0	23.5	3.2	12	144	2.8
62207	5.0x75mm	165.0	26.0	5.0	12	252	6.7
62208	5.0x100mm	190.0	26.0	5.0	12	180	4.1
62209	5.0x150mm	240.0	26.0	5.0	12	180	4.4
62210	5.0x200mm	290.0	26.0	5.0	12	144	4.8
62211	6.0x38mm	98.0	35.5	6.0	12	252	5.4
62212	6.0x100mm	203.0	34.0	6.0	12	180	5.4
62213	6.0x150mm	253.0	34.0	6.0	12	180	6.0
62214	6.0x200mm	303.0	34.0	6.0	12	120	6.4
62215	6.0x250mm	353.0	34.0	6.0	12	120	7.0
62216	8.0x150mm	265.0	35.5	8.0	12	96	16.6
62217	8.0x200mm	315.0	35.5	8.0	12	96	17.4



ANSI B107.15
DIN 5265

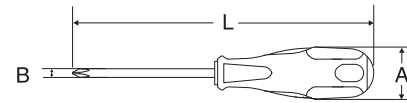


PHILLIPS



PART NO.	SLOTTED	L MM	A MM	B MM			G.W. (kg)
62302	#0x75mm	150.0	23.5	3.2	12	72	2.6
62303	#0x100mm	175.0	23.5	3.2	12	180	2.0
62304	#0x150mm	225.0	23.5	3.2	12	180	2.2
62305	#0x200mm	275.0	23.5	3.2	12	1444	2.8
62307	#1x75mm	165.0	26.0	5.0	12	252	5.5
62308	#1x100mm	190.0	26.0	5.0	12	252	5.9
62309	#1x150mm	245.0	26.0	5.0	12	180	4.4
62310	#1x200mm	290.0	26.0	5.0	12	120	4.8
62311	#2x38mm	98.0	35.5	6.0	12	252	5.4
62312	#2x100mm	203.0	34.0	6.0	12	180	5.4
62313	#2x150mm	253.0	34.0	6.0	12	180	6.0
62314	#2x200mm	303.0	34.0	6.0	12	120	6.4
62315	#2x250mm	353.0	34.0	6.0	12	120	7.0
62316	#3x150mm	265.0	35.5	8.0	12	96	16.6
62317	#3x200mm	315.0	35.5	8.0	12	120	8.9



ANSI B107.15
DIN 5262

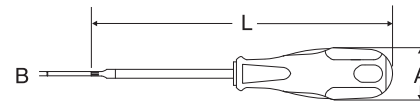


TORX



PART NO.	SIZE	L MM	A MM	B MM			G.W. (kg)
61108	T8x75mm	165.0	23.5	4.0	12	36	18.4
61101	T10x100mm	190.0	23.5	5.0	12	252	5.8
61102	T15x100mm	190.0	23.5	5.0	12	252	5.8
61103	T20x100mm	190.0	23.5	5.0	12	252	5.9
61104	T25x100mm	203.0	34.0	6.0	12	180	5.4
61105	T27x100mm	203.0	34.0	6.0	12	180	5.4
61106	T30x100mm	203.0	34.0	6.0	12	180	5.4
61107	T40x100mm	203.0	34.0	7.0	12	180	6.3



ANSI B107.15
DIN 5264

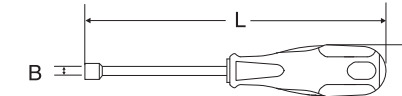


NUT DRIVER



PART NO.	SIZE	L MM	A MM	B MM			G.W. (kg)
61501	5x75mm	178.0	34.0	8.4	12	180	4.3
61502	6x75mm	178.0	34.0	10.4	12	180	4.9
61503	7x75mm	178.0	34.0	10.4	12	180	4.9
61504	8x75mm	178.0	34.0	12.0	12	180	4.9
61505	9x75mm	178.0	34.0	12.5	12	180	4.9
61506	10x75mm	190.0	34.0	14.0	12	180	6.3
61507	11x75mm	190.0	34.0	16.0	12	180	6.6
61508	12x75mm	190.0	34.0	16.0	12	180	6.6



ANSI B107.15
DIN 5264

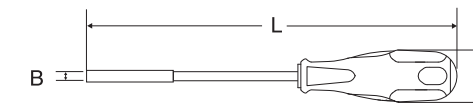


MAGNETIC BIT SCREWDRIVER

PART NO.	SIZE	L MM	A MM	B MM			G.W. (kg)
61002	1/4"x100mm	221	35.5	6.0	6	150	21.0





ANSI B107.15
DIN 5264



RATCHETING BIT HANDLE



New

PART NO.	SIZE			G.W. (kg)
61003	1/4"x100mm	6	36	8.0



ANSI B107.15
DIN 5264

GO THROUGH SCREWDRIVER - SLOTTED

PART NO.	SLOTTED	L MM	A MM	B MM			G.W. (kg)
61603	6.0x100mm	221	35.5	6.0	12	180	5.8
61605	6.0x150mm	271	35.5	6.0	12	180	5.8
61606	8.0x150mm	272	39.0	8.0	6	72	4.9
61607	8.0x200mm	322	39.0	8.0	6	72	6.7
61608	8.0x250mm	372	39.0	8.0	6	72	11.9



ANSI B107.15
DIN 5264

