



Main

Range of product	Zelio Control
Product or component type	Modular measurement and control relays
Relay type	Multifunction control relay
Product specific application	For 3-phase supply
Relay name	RM17TU
Relay monitored parameters	Phase failure detection Phase sequence Undervoltage detection
Time delay type	Adjustable 0.1...10 s, +/- 10 % of the full scale value
Switching capacity in VA	1250 VA
Measurement range	208...480 V voltage AC

Complementary

Reset time	1500 ms for time delay
Maximum switching voltage	250 V AC 250 V DC
Minimum switching current	10 mA at 5 V DC
Maximum switching current	5 A AC 5 A DC
Supply voltage limits	183...528 V AC
Control circuit voltage limits	- 12 % + 10 % Un
Power consumption in VA	<= 22 VA at 400 V AC 50 Hz
Control circuit frequency	50...60 Hz +/- 10 %
Output contacts	1 C/O
Nominal output current	5 A
Measurement voltage limits	183...528 V AC
Hysteresis	2 %
Run-up delay at power-up	<= 650 ms
Measuring cycle	<= 150 ms measurement cycle as true rms value
Threshold adjustment voltage	+2...+17 % in the range 480 V AC -2...-12 % in the range 208 V AC -2...-17 % in the range 220 V AC 2...20 % of Un selected
Voltage range	208...480 V phase to phase
Adjustment of asymmetry threshold	5...15 % of Un selected
Repeat accuracy	0.5 % for input and measurement circuit 3 % for time delay
Measurement error	< 0.05 %/°C with temperature variation < 1 % over the whole range with voltage variation
Phase failure sensitivity	0.7 Un
Response time	< 200 ms in the event of a fault
Marking	CE
Overvoltage category	III conforming to IEC 60664-1
Insulation resistance	> 500 MOhm at 500 V DC conforming to IEC 60255-5 > 500 MOhm at 500 V DC conforming to IEC 60664-1
[U _i] rated insulation voltage	400 V conforming to IEC 60664-1
Supply frequency	50/60 Hz +/- 10 %
Operating position	Any position without

Connections - terminals	Screw terminals 1 x 0.5...1 x 4 mm ² - AWG 20...AWG 11, solid cable without cable end Screw terminals 2 x 0.5...2 x 2.5 mm ² - AWG 20...AWG 14, solid cable without cable end Screw terminals 1 x 0.2...1 x 2.5 mm ² - AWG 24...AWG 12, flexible cable with cable end Screw terminals 2 x 0.2...2 x 1.5 mm ² - AWG 24...AWG 16, flexible cable with cable end
Tightening torque	0.6...1 N.m conforming to IEC 60947-1
Housing material	Self-extinguishing plastic
Local signalling	LED green for power ON LED yellow for relay ON
Mounting support	35 mm symmetrical DIN rail conforming to EN/IEC 60715
Electrical durability	100000 cycles
Mechanical durability	<= 30000000 cycles
Operating rate	<= 360 operations/hour under full load
Utilisation category	AC-12 conforming to IEC 60947-5-1 AC-13 conforming to IEC 60947-5-1 AC-14 conforming to IEC 60947-5-1 AC-15 conforming to IEC 60947-5-1 DC-12 conforming to IEC 60947-5-1 DC-13 conforming to IEC 60947-5-1
Safety reliability data	MTTFd = 502.2 years B10d = 470000
Width	17.5 mm
Product weight	0.13 kg

Environment

electromagnetic compatibility	Emission standard for industrial environments conforming to EN/IEC 61000-6-4 Emission standard for residential, commercial and light-industrial environments conforming to EN/IEC 61000-6-3 Immunity for industrial environments conforming to EN/IEC 61000-6-2
standards	EN/IEC 60255-1
product certifications	CSA C-Tick GL GOST UL
directives	89/336/EEC - electromagnetic compatibility 73/23/EEC - low voltage directive
ambient air temperature for storage	-40...70 °C
ambient air temperature for operation	-20...50 °C
relative humidity	95 % at 55 °C conforming to IEC 60068-2-30
vibration resistance	0.35 mm (f = 5...57.6 Hz) conforming to IEC 60068-2-6 1 gn (f = 57.6...150 Hz) conforming to IEC 60255-21-1
shock resistance	15 gn for 11 ms conforming to IEC 60255-21-1
IP degree of protection	IP20 (terminals) conforming to IEC 60529 IP30 (casing) conforming to IEC 60529
pollution degree	3 conforming to IEC 60664-1
dielectric test voltage	2 kV 1 min AC 50 Hz conforming to IEC 60255-5 2 kV 1 min AC 50 Hz conforming to IEC 60664-1
non-dissipating shock wave	4 kV conforming to IEC 60255-5 4 kV conforming to IEC 60664-1 4 kV conforming to IEC 61000-4-5

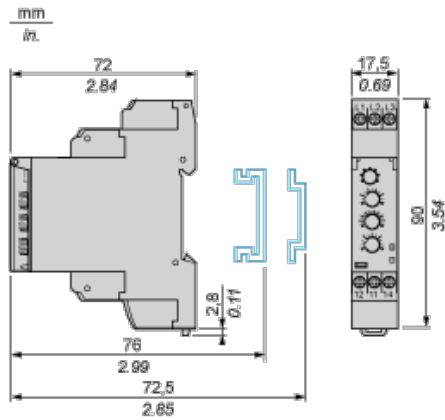
Offer Sustainability

Sustainable offer status	Green Premium product
RoHS (date code: YYWW)	Compliant - since 0701 - Schneider Electric declaration of conformity
REACH	Reference not containing SVHC above the threshold
Product environmental profile	Available
Product end of life instructions	Available

Contractual warranty

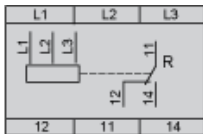
Multifunction 3-Phase Supply Control Relays

Dimensions and Mounting



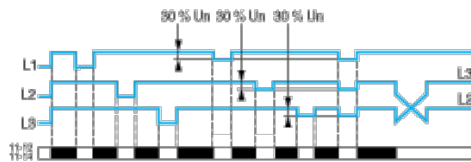
Multifunction 3-Phase Supply Control Relays

Wiring Diagram

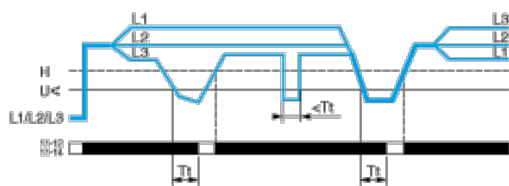


Function Diagrams

Phase Sequence Control and Phase failure Detection (U measured $< 0.7 \times$ supply voltage)



Undervoltage Control



Legend

U_n Nominal 3-phase supply voltage

T_t Time delay after crossing of threshold (adjustable on front panel)

H Hysteresis

$U_{<}$ Undervoltage threshold

L1, L2, L3 Phases of the supply voltage monitored

11-12, 11-14 Output relay connections (refer to Connections and Schema)

Relay status: black color = energized.