


Printed-circuit board connector - MCV 1,5/ 7-GL-3,81 P14 THR - 1707175


Please be informed that the data shown in this PDF Document is generated from our Online Catalog. Please find the complete data in the user's documentation. Our General Terms of Use for Downloads are valid (<http://phoenixcontact.com/download>)



Header, Nominal current: 8 A, Rated voltage (III/2): 160 V, Number of positions: 7, Pitch: 3.81 mm, Color: black, Contact surface: Tin, Mounting: SMD/THT/THR, User information and design recommendations for through hole reflow technology can be found under "Downloads"



Key commercial data

| | |
|--------------------------------------|---|
| Packing unit | 50 pc |
| Minimum order quantity | 50 pc |
| GTIN |  4 046356 033879 |
| Weight per Piece (excluding packing) | 1.87 g |
| Custom tariff number | 85366990 |
| Country of origin | Germany |
| Note | Made to Order (non-returnable) |

Technical data

Dimensions

| | |
|----------------|--------------|
| Length | 7.25 mm |
| Height | 9.2 mm |
| Pitch | 3.81 mm |
| Dimension a | 22.86 mm |
| Pin dimensions | 0,8 x 0,8 mm |
| Pin spacing | 3.81 mm |
| Hole diameter | 1.3 mm |

General

| | |
|-----------------------------|--------------------|
| Range of articles | MCV 1,5/...-GL-THR |
| Insulating material group | IIIa |
| Rated surge voltage (III/3) | 2.5 kV |
| Rated surge voltage (III/2) | 2.5 kV |
| Rated surge voltage (II/2) | 2.5 kV |
| Rated voltage (III/3) | 160 V |

Printed-circuit board connector - MCV 1,5/ 7-GL-3,81 P14 THR - 1707175

Technical data

General

| | |
|---|--------------------|
| Rated voltage (III/2) | 160 V |
| Rated voltage (II/2) | 250 V |
| Connection in acc. with standard | EN-VDE |
| Nominal current I _N | 8 A |
| Maximum load current | 8 A (per position) |
| Insulating material | LCP |
| Inflammability class according to UL 94 | V0 |
| Color | black |
| Number of positions | 7 |

Classifications

eCl@ss

| | |
|------------|----------|
| eCl@ss 4.0 | 272607xx |
| eCl@ss 4.1 | 27260701 |
| eCl@ss 5.0 | 27260701 |
| eCl@ss 5.1 | 27260701 |
| eCl@ss 6.0 | 27260704 |
| eCl@ss 7.0 | 27440402 |
| eCl@ss 8.0 | 27440402 |

ETIM

| | |
|----------|----------|
| ETIM 3.0 | EC001121 |
| ETIM 4.0 | EC002637 |
| ETIM 5.0 | EC002637 |

UNSPSC

| | |
|---------------|----------|
| UNSPSC 6.01 | 30211810 |
| UNSPSC 7.0901 | 39121409 |
| UNSPSC 11 | 39121409 |
| UNSPSC 12.01 | 39121409 |
| UNSPSC 13.2 | 39121409 |

Approvals

Approvals

Approvals

UL Recognized / cUL Recognized / EAC / cULus Recognized

Printed-circuit board connector - MCV 1,5/ 7-GL-3,81 P14 THR - 1707175

Approvals

Ex Approvals

Approvals submitted

Approval details

| | | |
|--------------------|-------|-------|
| UL Recognized | | |
| | B | D |
| Nominal current IN | 8 A | 8 A |
| Nominal voltage UN | 300 V | 300 V |

| | | |
|--------------------|-------|-------|
| cUL Recognized | | |
| | B | D |
| Nominal current IN | 8 A | 8 A |
| Nominal voltage UN | 300 V | 300 V |

| |
|-----|
| EAC |
|-----|

| |
|------------------|
| cULus Recognized |
|------------------|

Accessories

Accessories

Coding element

Coding profile - CP-MSTB - 1734634

Coding profile, is inserted into the slot on the plug or inverted header, red insulating material



Labeled terminal marker

Printed-circuit board connector - MCV 1,5/ 7-GL-3,81 P14 THR - 1707175

Accessories

Marker card - SK 3,81/2,8:FORTL.ZAHLEN - 0804109



Marker card, Card, white, labeled, Horizontal: Consecutive numbers 1 - 10, 11 - 20, etc. up to 91 - (99)100, Mounting type: Adhesive, for terminal block width: 3.81 mm, Lettering field: 3.81 x 2.8 mm

Marker card - SK 3,81/2,8:FORTL.ZAHLEN - 0804109



Marker card, Card, white, labeled, Horizontal: Consecutive numbers 1 - 10, 11 - 20, etc. up to 91 - (99)100, Mounting type: Adhesive, for terminal block width: 3.81 mm, Lettering field: 3.81 x 2.8 mm

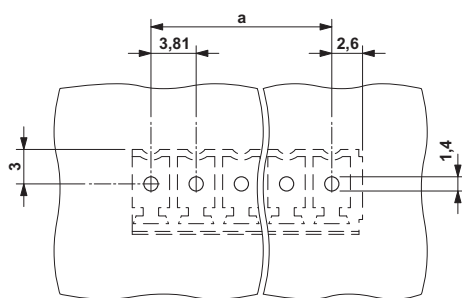
Coding profile - CP-MSTB NAT HT - 1954359



Coding profile, prior to reflow soldering it is inserted in the groove on the plug and header, made from high-temperature-resistant beige insulation material

Drawings

Drilling diagram



Dimensioned drawing

