



### Main

Commercial Status	Commercialised
Range of product	Harmony XVP Universal
Product or component type	Indicator bank
Beacon or indicator bank unit type	Audible unit
Mounting diameter	50 mm
Component name	XVPC
Noise level	55...85 dB at 1 m
[Us] rated supply voltage	24 V DC
Housing colour	Black

### Complementary

Signalling type	Continuous or intermittent buzzer
Assembly style	Customer assembly, up to 5 units
Connections - terminals	Screw clamp terminals: 1 x 1.5 mm <sup>2</sup> with cable end
Marking	CE
[Ui] rated insulation voltage	250 V conforming to IEC 60947-1
Nominal voltage limit	0.85...1.1 Un conforming to IEC 60947-5-1
Current consumption	<= 15 mA
[Uimp] rated impulse withstand voltage	4 kV conforming to IEC 60947-1
Fundamental frequency	10 adjustable levels
CAD overall width	56 mm
CAD overall height	129 mm
CAD overall depth	56 mm
Product weight	0.153 kg

### Environment

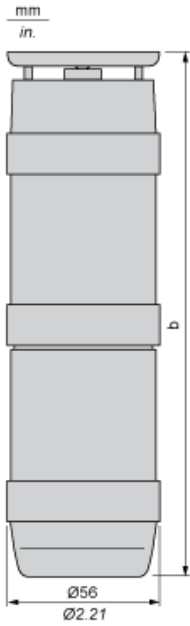
Product certifications	CULus
Standards	EN/IEC 60947-5-1
Protective treatment	TC
Ambient air temperature for storage	-40...70 °C
Ambient air temperature for operation	-25...50 °C
Class of protection against electric shock	Class II on base unit conforming to IEC 61140 Class I on support tube conforming to IEC 61140
IP degree of protection	IP43 conforming to IEC 60529

The information provided in this documentation contains general descriptions and/or technical characteristics of the performance of the products contained herein. This documentation is not intended as a substitute for and is not to be used for determining suitability or reliability of these products for specific user applications. It is the duty of any such user or integrator to perform the appropriate and complete risk analysis, evaluation and testing of the products with respect to the relevant specific application or use thereof. Neither Schneider Electric Industries SAS nor any of its affiliates or subsidiaries shall be responsible or liable for misuse of the information contained herein.

Indicator Bank with Audible Unit

Dimensions

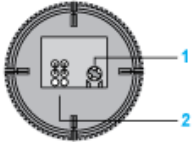
Below drawing shows an indicator bank with 1 audible stage and 1 illuminated stage. Select the number of stages according to the product characteristics in order to get b dimension.



Number of illuminated units	+ Audible	b in mm	b in in.
0	+ 1	129	5.08
1	+ 1	194	7.64
2	+ 1	256	10.08
3	+ 1	318	12.52
4	+ 1	380	14.96

Indicator Bank

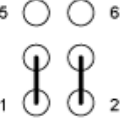
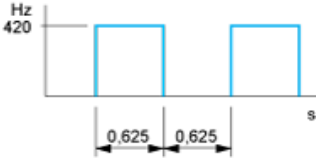
Adjustment of Audible Signal for Buzzer



- 1 Volume adjustment potentiometer: 55...85 dB. Use either cross headed or flat tipped screwdriver.
- 2 Adjustment of type of audible signal according to position of 2 links. Use flat-nose pliers.

10 configurations are possible:

Conf.	Position of links and type of audible signal
1	
2	
3	
4	
5	
6	
7	
8	

Conf.	Position of links and type of audible signal	
9		
10	