THIS DRAWING IS UNPUBLISHED. RELEASED FOR PUBLICATION - ,- .
© COPYRIGHT - By - ALL RIGHTS RESERVED.

LOC	DIST
AJ	16

REVISIONS

P	LTR	DESCRIPTION	DATE	DWN	APVD
	B1	REVISED PER ECO-11-005030	11MAR11	RK	HMR

1. USE PRO-CRIMPER II: 354940-1
2. USE INSTRUCTION SHEET 408-9766
3. SPECIAL PACKAGING: BULK PACKAGE 25 PIECES
4. SPECIAL PACKAGING: BULK PACKAGE 100 PIECES

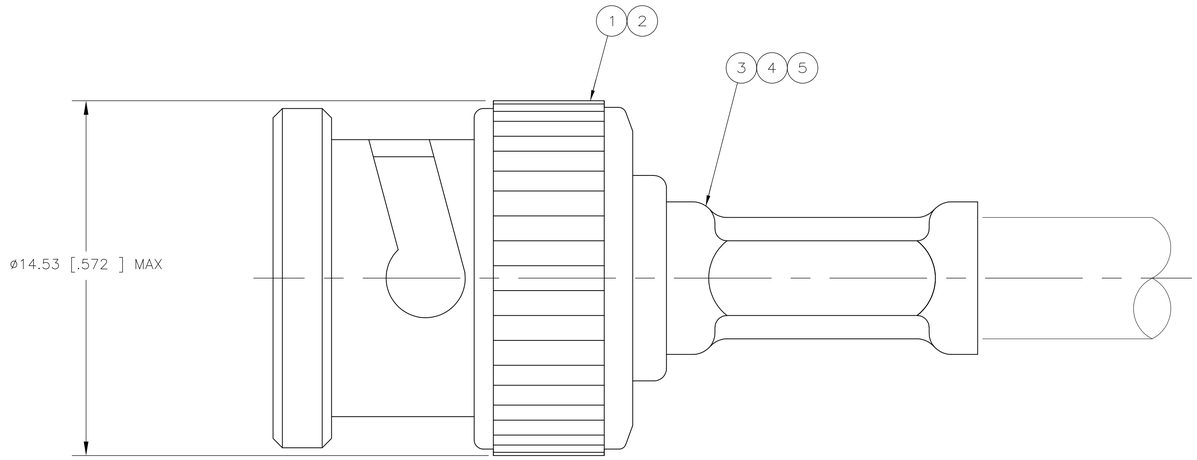

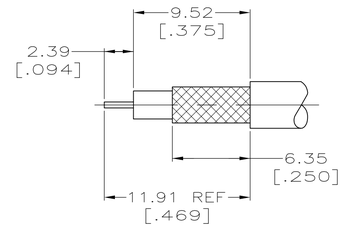

RECOMMENDED STRIP LENGTH
SCALE 4:1

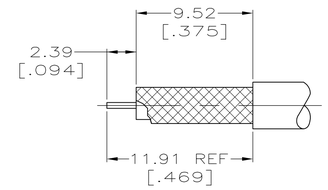

RECOMMENDED STRIP LENGTH
SCALE 4:1
(FOR 5413589-5 ONLY)

	FOR USE WITH CABLE	CONTACT CRIMP (SQUARE)	FERRULE CRIMP (HEX)	DIE SET 1	5 TUBING, PLASTIC QTY=1	4 TUBING QTY=1	3 FERRULE QTY=1	2 CONTACT QTY=1	1 PLUG ASSY QTY=1	PART NUMBER
	RAYDEX/CDT RA7000	1.07 [.042]	5.41 [.213]	58425-1	–	–	8-221132-9	413657-2	9-413653-2	2-5413589-5
4	3M TYPE 138	1.07 [.042]	4.52 [.178]	58425-2	227194-2	222001-4	9-413658-0	1-413657-5	9-413653-1	2-5413589-3
4	CUSTOM CABLE: C/C=Ø.021, DIELECTRIC=Ø.122, JACKET=Ø.173	1.07 [.042]	5.41 [.213]	58425-1	–	–	9-221132-0	1-413657-0	9-413653-2	2-5413589-1
3	BELDEN 8218 AND JIS 2.5C-2V	1.07 [.042]	4.52 [.178]	58425-2	–	–	9-221132-6	413657-4	9-413653-1	1-5413589-6
3	JIS 3C-2V	1.07 [.042]	5.41 [.213]	58425-1	–	–	9-221132-4	1-413657-0	9-413653-2	1-5413589-1
	AT&T 735A C/C=ø.016, DIELECTRIC=ø.077, JACKET=ø.130	1.07 [.042]	4.52 [.178]	58425-2	–	–	9-413658-2	413657-4	9-413653-1	1-5413589-0
	RG-59 TYPE WITH .031 DIA CENTER CONTACT, BELDEN 9266, 9240 & 9259	1.07 [.042]	6.47 [.255]	58425-1	–	–	9-221132-1	413657-8	9-413653-0	5413589-9
	RG-179/U, 179A/U, 179B/U, 187/U & 187A/U	1.07 [.042]	4.52 [.178]	58425-2	227194-2	222001-4	9-413658-0	413657-6	9-413653-1	5413589-8
	AT&T 734A	1.07 [.042]	6.47 [.255]	58425-1	–	–	9-221132-3	413657-8	9-413653-4	5413589-7
	TIMES RG-59/U, DOUBLE BRAID, .270 OD JACKET	1.07 [.042]	8.23 [.324]	58425-3	–	–	9-221132-2	413657-2	9-413653-0	5413589-6
	BELDEN 8281, 9231 & AT&T 728 AND JIS 5C-2V	1.07 [.042]	8.23 [.324]	58425-3	–	–	9-221132-2	413657-8	9-413653-3	5413589-5
	BELDEN 8218 AND JIS 2.5C-2V	1.07 [.042]	4.52 [.178]	58425-2	–	–	9-221132-6	413657-4	9-413653-1	5413589-3
	RG-59/U, 59A/U & 59B/U	1.07 [.042]	6.48 [.255]	58425-1	–	–	9-221132-1	413657-2	9-413653-0	5413589-2
	BELDEN 88241	1.07 [.042]	6.48 [.255]	58425-1	–	–	9-413658-3	413657-2	9-413653-0	5413589-1

THIS DRAWING IS A CONTROLLED DOCUMENT.

DIMENSIONS: mm [INCHES]

TOLERANCES UNLESS OTHERWISE SPECIFIED:
0 PLC ± –
1 PLC ± –
2 PLC ± 0.41 [.016]
3 PLC ± –
4 PLC ± –
ANGLES ± –

MATERIAL –
FINISH –

DWN 22APR2005 L. VARELA – DOCK5
CHK 22APR2005 J. HAVENER
APVD 22APR2005 J. LIPPERT
PRODUCT SPEC —
APPLICATION SPEC —
WEIGHT —

TE Connectivity

NAME PLUG, 75 OHM, HEX CRIMP, BNC

SIZE	CAGE CODE	DRAWING NO	RESTRICTED TO
A1	00779	C-5413589	—

CUSTOMER DRAWING | SCALE 8:1 | SHEET 1 OF 1 | REV B1