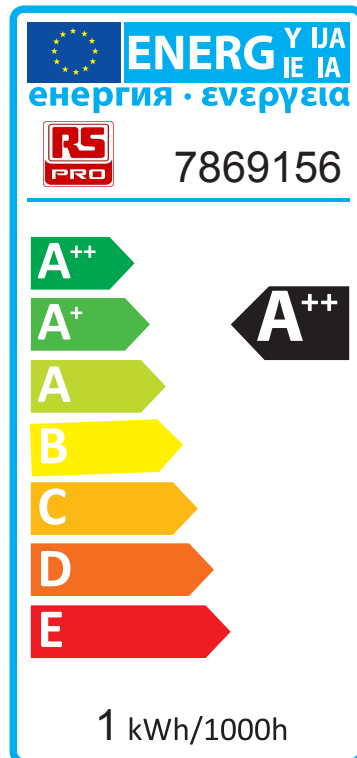


Essentials

Data sheet

LED Lamp G4

UK



RoHS ✓

G4 LED spot bulb

UK

Key Features

- 1,2W LED lamp as 9W MR11 replacement
- G4 base
- AC/DC 12V input voltage
- Non-dimmable
- Mercury free
- 2 years guarantee

Common Characteristics¹

Average lifetime: 25.000 h²
 Switching cycles
 (30s on, 30s off): 20.000 times
 Casing Material: Plastic
 Starting time max.: < 0.5s
 Warm up time for 60% light: < 1s
 Power factor: N/A
 Mercury max.: 0.0mg
 Length: 31mm
 Diameter: 14mm
 Weight: 1.5g

Characteristics Range¹

Input power: 1.2W
 Luminous flux: Φ80lm (AC) / Φ50lm (DC)

| RS Article No. | Color temperature |
|----------------|---------------------|
| 7869152 | 3000 K = Warm white |
| 7869156 | 4000 K = Cool white |
| 7869165 | 6500 K = Day white |

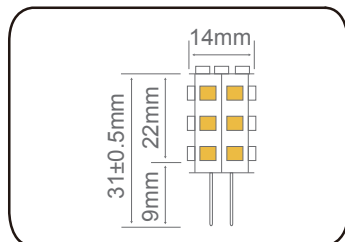
CRI: ≥ 80

¹ Typical values.

All the technical parameters apply to the entire lamp. In view of the complex manufacturing process for light emitting diodes, the typical values given above for the technical LED parameters are merely statistical values that do not necessarily correspond to the actual technical parameters of an individual product; individual products may vary from the typical values.

² The lifetime is estimated at room temperature(25°C), free air burning, base up burning position and at rated voltage. To achieve a full lifetime a good heat exchange for the electronic components is required.

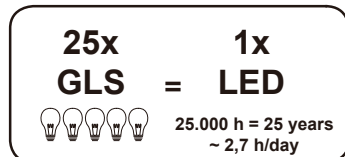
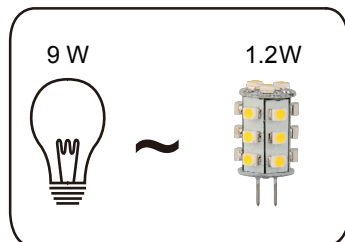
Technical Drawing



Lamp Conformity

2004/108/EC
 Electromagnetic compatibility(EMC)
 EN55015/A2:2009
 Limits and methods of measurement of radio disturbance
 EN61547:2009
 Electromagnetic compatibility immunity requirements
 2011/65/EU
 Restriction of the use of certain hazardous substances in electrical and electronic equipment (RoHS II)

Equivalent



Proper Use

Suitable for indoor use.
 For outdoor applications and operation in damp locations special approved fixture are required.
 Operating temperature range between -15°C and 40°C.

Application

- Household luminaires
- Hotels
- Hospitals
- Office space

Caution

Please take the time to read this installation guide. The guide contains important information and notes regarding the installation and operation.

DISCLAIMER:

We disclaims liability for any direct, indirect or incidental damages in case of installation performed either not according to this guide or not performed by a professional electrician.

Safety instruction

Always switch off the power supply before replacing. Only to apply in dry indoor usage and environments, outdoor applications requires an IP rated fixtures. Do not change the structure or an components of the LED lamp to ensure safety. Please read the installation instruction very carefully and follow the wiring instructions to ensure safety.