

Datasheet

Metal card bracket for KM6-II subrack

RS Stock number 500-853



PCB MOUNTING BRACKETS

To ensure complete versatility, all card mounting brackets are supplied in a kit separate to the aluminium front panel. The brackets are available in various forms to suit different applications.

MATERIAL SPECIFICATION

- Normal bracket : Luranyl[®] 2452/1 or die cast zinc
- Wire wrap bracket : Luranyl[®] 2452/1
- VME bracket : Luranyl[®] 2452/1
- Speedwire bracket : Aluminium extrusion

N.B. Plastics are adversely affected by solvents and care should be taken to avoid contamination of plastic brackets.

NORMAL PCB MOUNTING BRACKETS

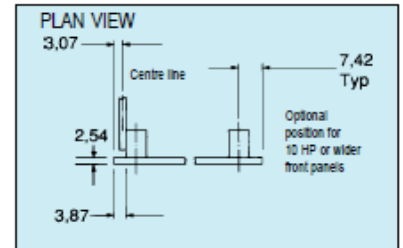
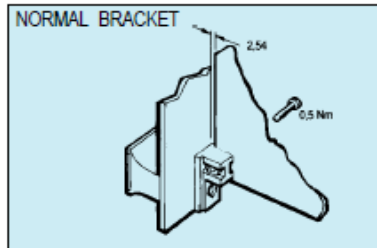
The normal PCB mounting brackets are for use where front panels are mounted into IEC/DIN subracks and caseframes and require the conventional 2,54 gap between the rear of the front panel and the PCB.

Available in two versions moulded in Noryl or die-cast.

The die cast version is now tapped in both axes, making assembly easier and quicker.

Ordering information

10 brackets (plastic) and fixings	173-232669L
10 brackets (metal) and fixings	173-253258D

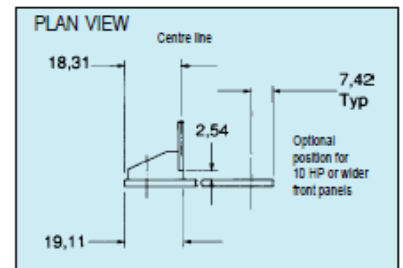
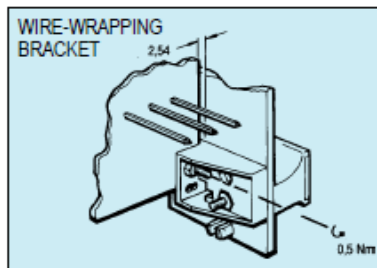


WIRE WRAP PCB MOUNTING BRACKETS

The wire wrap PCB brackets are for use where the card has to be off-set to take account of the length of the wire wrap spills on the printed circuit board. The 2,54mm spacer can be removed for use with cassette modules.

Ordering information

10 brackets and fixings	173-232670D
-------------------------	-------------



VME PCB MOUNTING BRACKETS

It is possible to use two types of PCB mounting bracket with VME PCBs. The normal PCB mounting bracket (173-12525B) should be used with 4 HP wide panels and the VME mounting bracket below used for 8 HP wide panels enabling wire wrap spills to be utilized and still obtaining compatibility with the committed VME backplane.

Ordering information

10 brackets and fixings	173-232671B
-------------------------	-------------

