

Panel feed-through terminal block - HDFK 25/Z - 0717351


Please be informed that the data shown in this PDF Document is generated from our Online Catalog. Please find the complete data in the user's documentation. Our General Terms of Use for Downloads are valid (<http://phoenixcontact.com/download>)



Panel feed-through terminal block, Connection method: Screw connection, Load current : 125 A, Cross section: 6 mm² - 35 mm², AWG 10 - 2, Connection direction of the conductor to plug-in direction: 0 °, Width: 15.1 mm, Color: gray



Key commercial data

Packing unit	50 pc
Minimum order quantity	50 pc
GTIN	 4 017918 880408
Weight per Piece (excluding packing)	68.0 g
Custom tariff number	85369010
Country of origin	Greece
Note	Made to Order (non-returnable)

Technical data

General

Number of levels	1
Number of connections	2
Color	gray
Insulating material	PA
Inflammability class according to UL 94	V0
Maximum load current	125 A
Rated surge voltage	6 kV
Pollution degree	3
Surge voltage category	III
Insulating material group	I
Connection in acc. with standard	IEC 60947-7-1
Nominal current I _N	101 A
Nominal voltage U _N	500 V
Open side panel	nein

Panel feed-through terminal block - HDFK 25/Z - 0717351

Technical data

General

Number of positions	1
---------------------	---

Dimensions

Width	15.1 mm
Length	68.5 mm

Connection data

Note	Terminal sleeve
Connection side	Level 1 ext. 1
Connection method	Screw connection
Conductor cross section solid min.	6 mm ²
Conductor cross section solid max.	35 mm ²
Conductor cross section stranded min.	10 mm ²
Conductor cross section stranded max.	25 mm ²
Conductor cross section AWG/kcmil min.	10
Conductor cross section AWG/kcmil max.	2
Conductor cross section stranded, with ferrule without plastic sleeve min.	4 mm ²
Conductor cross section stranded, with ferrule without plastic sleeve max.	25 mm ²
Conductor cross section stranded, with ferrule with plastic sleeve min.	4 mm ²
Conductor cross section stranded, with ferrule with plastic sleeve max.	25 mm ²
2 conductors with same cross section, solid min.	2.5 mm ²
2 conductors with same cross section, solid max.	10 mm ²
2 conductors with same cross section, stranded min.	4 mm ²
2 conductors with same cross section, stranded max.	10 mm ²
2 conductors with same cross section, stranded, ferrules without plastic sleeve, min.	2.5 mm ²
2 conductors with same cross section, stranded, ferrules without plastic sleeve, max.	10 mm ²
2 conductors with same cross section, stranded, TWIN ferrules with plastic sleeve, min.	2.5 mm ²
2 conductors with same cross section, stranded, TWIN ferrules with plastic sleeve, max.	10 mm ²
Stripping length	19 mm
Internal cylindrical gage	B8
Screw thread	M5
Tightening torque, min	4 Nm
Tightening torque max	4.5 Nm

Classifications

eCl@ss

eCl@ss 4.0	27141131
------------	----------

Panel feed-through terminal block - HDFK 25/Z - 0717351

Classifications

eCl@ss

eCl@ss 4.1	27141131
eCl@ss 5.0	27141134
eCl@ss 5.1	27141134
eCl@ss 6.0	27141134
eCl@ss 7.0	27141134
eCl@ss 8.0	27141134

ETIM

ETIM 2.0	EC001283
ETIM 3.0	EC001283
ETIM 4.0	EC001283
ETIM 5.0	EC001283

UNSPSC

UNSPSC 6.01	30211811
UNSPSC 7.0901	39121410
UNSPSC 11	39121410
UNSPSC 12.01	39121410
UNSPSC 13.2	39121410

Approvals

Approvals


Approvals

UL Recognized / PRS / CSA / EAC

Ex Approvals

Approvals submitted

Approval details

UL Recognized 		
	B	C
mm ² /AWG/kcmil	8-2	8-2
Nominal current IN	115 A	115 A

Panel feed-through terminal block - HDFK 25/Z - 0717351

Approvals

	B	C
Nominal voltage UN	600 V	600 V

PRS

CSA		
	B	C
mm ² /AWG/kcmil	8-4	8-4
Nominal current IN	100 A	100 A
Nominal voltage UN	600 V	600 V

EAC

Accessories

Accessories

Screwdriver tools

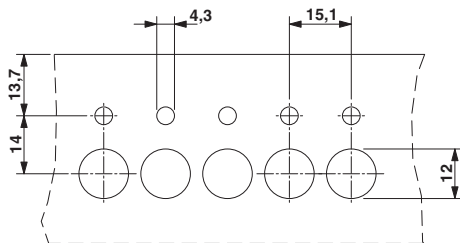
Screwdriver - SZS 1,0X6,5 VDE - 1205079



Screwdriver, slot-headed, VDE insulated, size: 1.0 x 6.5 x 150 mm, 2-component grip, with non-slip grip

Drawings

Dimensioned drawing



Dimensioned drawing

