


## PCB terminal block - IDC 0,3/ 3-3,81 - 1706183

Please be informed that the data shown in this PDF Document is generated from our Online Catalog. Please find the complete data in the user's documentation. Our General Terms of Use for Downloads are valid (<http://download.phoenixcontact.com>)

PCB terminal block, Nominal current: 5 A, Nom. voltage: 160 V, Pitch: 3.81 mm, Number of positions: 3, Connection method: Insulation displacement connection QUICKON, Mounting: Soldering, Conductor/PCB connection direction: 0 °, Color: green



The figure shows a 10-position version of the product

### Why buy this product

- ✓ The IDC range is suitable for cables with PVC and PE insulation
- ✓ Tool-free connection of insulated conductors in a short assembly time
- ✓ PCB terminal block with fast insulation displacement connection technology and 3.81 mm pitch
- ✓ With a limit frequency of over 100 MHz, the IDC range meets the quality requirements of CAT5 according to EN 50173 and ISO/IEC 11801



### Key commercial data

Packing unit	50 pc
GTIN	 4 017918 116682
Weight per Piece (excluding packing)	2.0 g
Custom tariff number	85369010
Country of origin	Poland

### Technical data

#### Dimensions

Length	10 mm
Pitch	3.81 mm
Dimension a	7.62 mm
Pin dimensions	1 x 0,4 mm
Hole diameter	1.3 mm

#### General

Range of articles	IDC 0,3
Insulating material group	I
Rated surge voltage (III/3)	2.5 kV
Rated surge voltage (III/2)	2.5 kV

# PCB terminal block - IDC 0,3/ 3-3,81 - 1706183

## Technical data

### General

Rated surge voltage (II/2)	2.5 kV
Rated voltage (III/3)	160 V
Rated voltage (III/2)	160 V
Rated voltage (II/2)	320 V
Connection in acc. with standard	EN-VDE
Nominal current I <sub>N</sub>	5 A
Nominal cross section	0.34 mm <sup>2</sup>
Maximum load current	5 A (with 0.34 mm <sup>2</sup> conductor cross section)
Insulating material	PA
Solder pin surface	Sn
Inflammability class according to UL 94	V0
Number of positions	3

### Connection data

Conductor cross section solid min.	0.13 mm <sup>2</sup>
Conductor cross section solid max.	0.34 mm <sup>2</sup>
Conductor cross section stranded min.	0.22 mm <sup>2</sup>
Conductor cross section stranded max.	0.34 mm <sup>2</sup>
Conductor cross section AWG/kcmil min.	26
Conductor cross section AWG/kcmil max	22
Minimum AWG according to UL/CUL	28
Maximum AWG according to UL/CUL	22
Wire diameter incl. insulation	1.8 mm

## Classifications

### eCl@ss

eCl@ss 4.0	27141109
eCl@ss 4.1	27141109
eCl@ss 5.0	27141190
eCl@ss 5.1	27141190
eCl@ss 6.0	27261101
eCl@ss 7.0	27440401
eCl@ss 8.0	27440401

### ETIM

ETIM 3.0	EC001121
ETIM 4.0	EC002643
ETIM 5.0	EC002643

### UNSPSC

UNSPSC 6.01	30211801
-------------	----------

# PCB terminal block - IDC 0,3/ 3-3,81 - 1706183

## Classifications

### UNSPSC

UNSPSC 7.0901	39121432
UNSPSC 11	39121432
UNSPSC 12.01	39121432
UNSPSC 13.2	39121432

## Approvals

### Approvals


#### Approvals


CSA / UL Recognized / cUL Recognized / GOST / GOST / cULus Recognized


#### Ex Approvals

#### Approvals submitted

### Approval details

CSA 		
	B	D
mm <sup>2</sup> /AWG/kcmil	28-22	28-22
Nominal current I <sub>N</sub>	5 A	5 A
Nominal voltage U <sub>N</sub>	300 V	300 V



UL Recognized 		
	B	D
mm <sup>2</sup> /AWG/kcmil	28-22	28-22
Nominal current I <sub>N</sub>	5 A	5 A
Nominal voltage U <sub>N</sub>	250 V	300 V

cUL Recognized 		
	B	D
mm <sup>2</sup> /AWG/kcmil	28-22	28-22

# PCB terminal block - IDC 0,3/ 3-3,81 - 1706183

## Approvals

	B	D
Nominal current I <sub>N</sub>	5 A	5 A
Nominal voltage U <sub>N</sub>	250 V	300 V



## Accessories

### Accessories

Labeled terminal marker

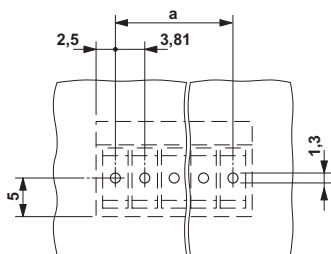
Marker cards - SK 3,81/2,8:FORTL.ZAHLEN - 0804109



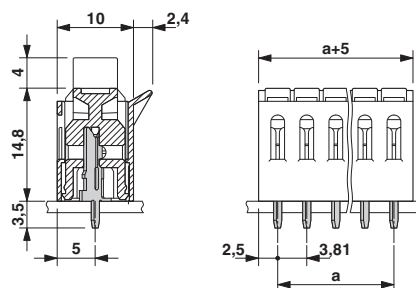
Marker cards, Card, white, labeled, Horizontal: Consecutive numbers 1 - 10, 11 - 20, etc. up to 91 - (99)100, Mounting type: Adhesive, For terminal block width: 3.81 mm, Lettering field: 3.81 x 2.8 mm

## Drawings

Drilling diagram

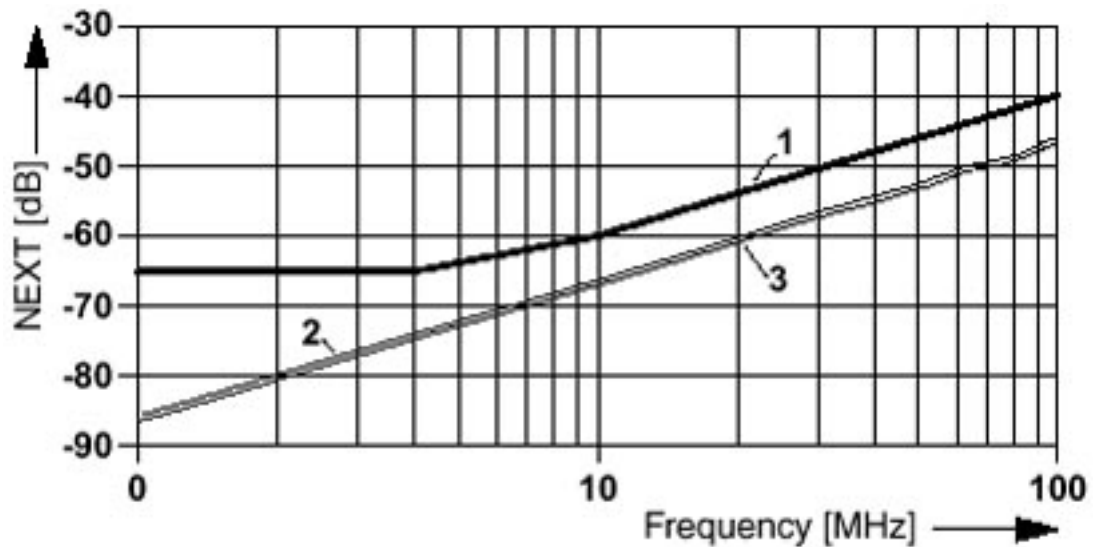


Dimensioned drawing



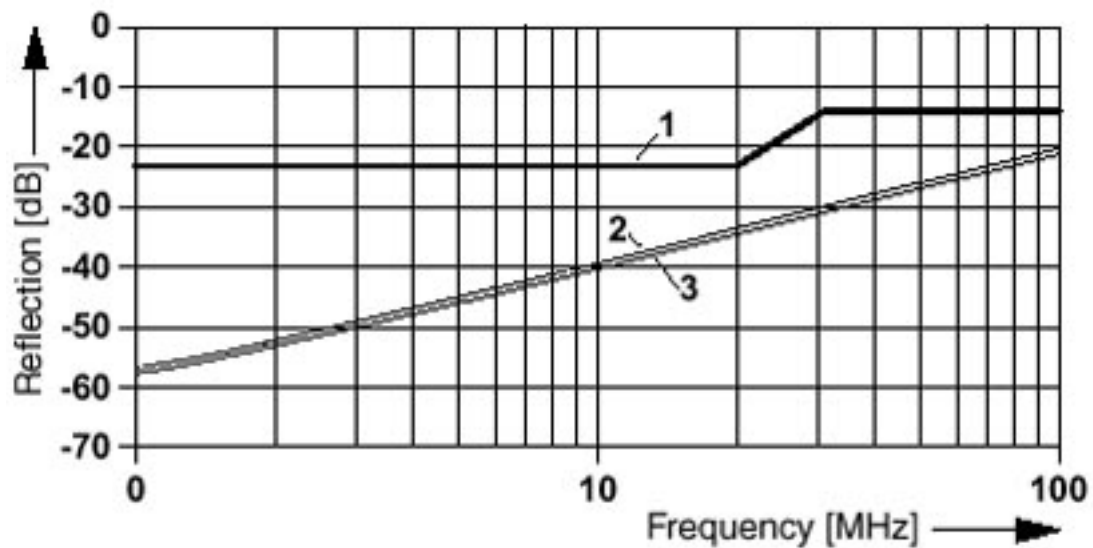
# PCB terminal block - IDC 0,3/ 3-3,81 - 1706183

Diagram



- 1 = Limit values acc. to EN 50173 for connection technology
- 2 = NEXT 12-36 on the soldering tag
- 3 = NEXT 12-36 on the contact terminal block

Diagram



- 1 = Limit values acc. to EN 50173 for connection technology
- 2 = NEXT 12 on the soldering tag
- 3 = NEXT 36 on the soldering tag