



CIRCUIT-BREAKER SZ S0,  
A-RELEASE 20...25A, N-RELEASE 325A,  
FOR MOTOR PROTECTION, CLASS 10,  
SCREW CONNECTION,  
STANDARD SW. CAPACITY,  
W. TRANSVERSE AUX. SWITCH

General technical data:		
product brand name		SIRIUS
Product designation		3RV2 circuit breaker
Size of the circuit-breaker		S0
Number of poles / for main current circuit		3
Product function		
• removable terminal for auxiliary and control circuit		No
• overload protection		Yes
• phase disturbance recognition		Yes
• short-circuit to earth recognition		No
Product component		
• auxiliary switch		Yes
• undervoltage release mechanism		No
• trip indicator		No
Product extension		
• auxiliary switch		Yes
• optional / motor drive		No
Impulse voltage resistance / rated value	kV	6
Protection class IP / on the front		IP20
Protection against electrical shock		finger-safe

<b>Installation altitude / at a height over sea level / maximum</b>	m	2,000
<b>Resistance against shock</b>		25g / 11 ms
<b>Ambient temperature</b>		
• during transport	°C	-50 ... +80
• during storage	°C	-50 ... +80
• during operating	°C	-20 ... +60
<b>Active power loss / total / typical</b>	W	10.4

#### Main circuit:

<b>Operating voltage / rated value</b>	V	690
<b>Service power / at AC-3 / at 400 V / rated value</b>	kW	11
<b>Operating current / at AC-3 / at 400 V / rated value</b>	A	25
<b>Mechanical operating cycles as operating time / of the main contacts / typical</b>		100,000
<b>Frequency of operation / at AC-3 / according to IEC 60947-6-2</b>	1/h	15

#### Auxiliary circuit:

<b>Design of the auxiliary switch</b>		transverse
<b>Number of changeover contacts / for auxiliary contacts</b>		0
<b>Operating current / of the auxiliary contacts / at AC-15 / at 24 V</b>	A	2
<b>Operating current / of the auxiliary contacts</b>		
• at AC-15 / at 230 V	A	0.5
• at DC-13		
• at 24 V	A	1
• at 60 V	A	0.15

#### Protective and monitoring functions:

<b>Trip class</b>		CLASS 10
<b>Adjustable response current / of the current-dependent overload release</b>	A	20 ... 25
<b>Breaking capacity limit short-circuit current (I<sub>cu</sub>)</b>		
• at 400 V / rated value	kA	55
• at 500 V / rated value	kA	10
• at 690 V / rated value	kA	4

#### Installation/ mounting/ dimensions:

<b>Type of mounting</b>		screw and snap-on mounting onto 35 mm standard mounting rail according to DIN EN 60715
<b>mounting position</b>		any
<b>Depth</b>	mm	91
<b>Height</b>	mm	97
<b>Width</b>	mm	45

## Connections/ terminals:

<b>Arrangement of electrical connectors / for main current circuit</b>		Top and bottom
<b>Design of the electrical connection</b> <ul style="list-style-type: none"><li>• for main current circuit</li><li>• for auxiliary and control current circuit</li></ul>		screw-type terminals screw-type terminals
<b>Type of the connectable conductor cross-section</b> <ul style="list-style-type: none"><li>• for main contacts<ul style="list-style-type: none"><li>• solid</li><li>• finely stranded<ul style="list-style-type: none"><li>• with conductor end processing</li></ul></li></ul></li><li>• for AWG conductors / for main contacts</li><li>• for auxiliary contacts<ul style="list-style-type: none"><li>• solid</li><li>• finely stranded / with conductor end processing</li></ul></li><li>• for AWG conductors / for auxiliary contacts</li></ul>		2x (1 ... 2.5 mm <sup>2</sup> ), 2x (2.5 ... 10 mm <sup>2</sup> ) 2x (1 ... 2.5 mm <sup>2</sup> ), 2x (2.5 ... 6 mm <sup>2</sup> ), 1x 10 mm <sup>2</sup> 2x (16 ... 12), 2x (14 ... 8) 2x (0.5 ... 1.5 mm <sup>2</sup> ), 2x (0.75 ... 2.5 mm <sup>2</sup> ) 2x (0.5 ... 1.5 mm <sup>2</sup> ), 2x (0.75 ... 2.5 mm <sup>2</sup> ) 2x (20 ... 16), 2x (18 ... 14)

## Certificates/ approvals:

**General Product Approval**    other



[other](#)

[Environmental Confirmations](#)

## Further information:

### Information- and Downloadcenter (Catalogs, Brochures,...)

<http://www.siemens.com/industrial-controls/catalogs>

### Industry Mall (Online ordering system)

<http://www.siemens.com/industrial-controls/mall>

### Cax online generator

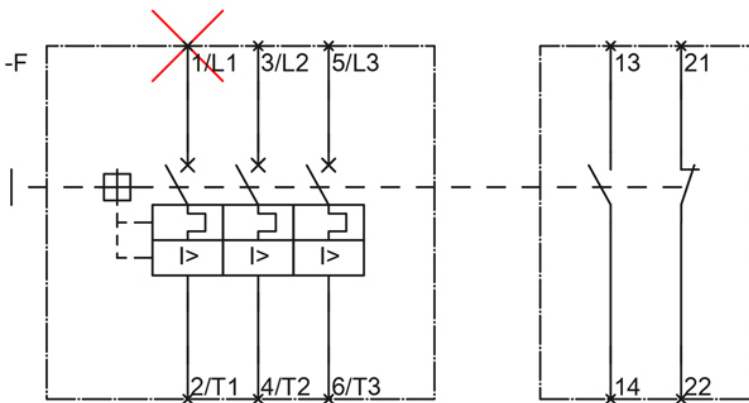
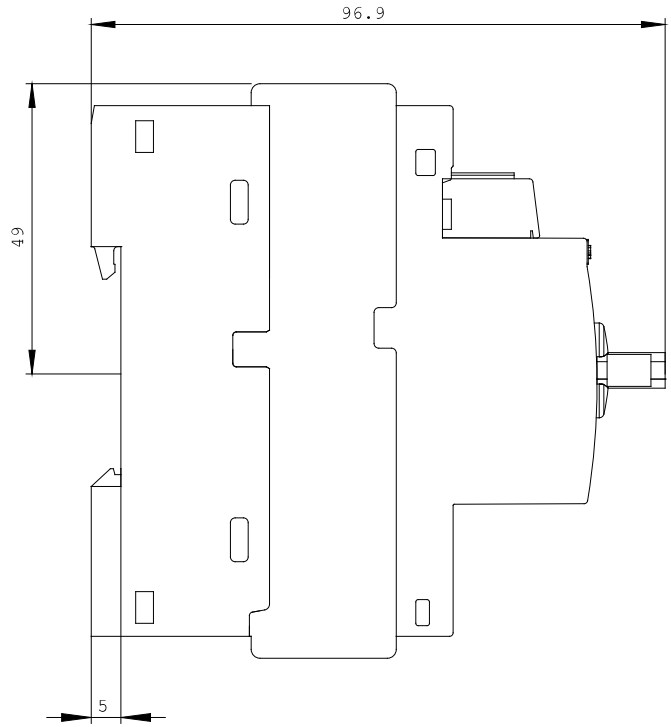
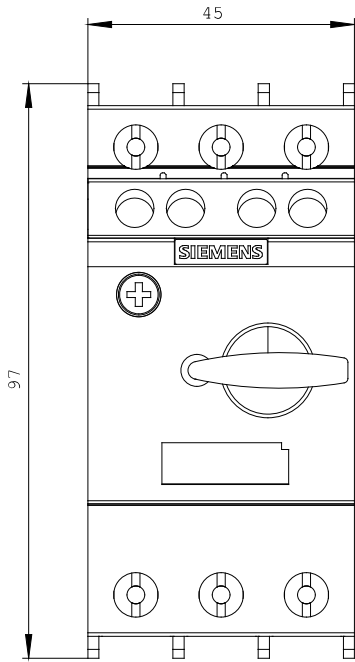
<http://www.siemens.com/cax>

### Service&Support (Manuals, Certificates, Characteristics, FAQs,...)

<http://support.automation.siemens.com/WW/view/en/3RV6021-4DA15/all>

### Image database (product images, 2D dimension drawings, 3D models, device circuit diagrams, ...)

[http://www.automation.siemens.com/bilddb/cax\\_en.aspx?mlfb=3RV6021-4DA15](http://www.automation.siemens.com/bilddb/cax_en.aspx?mlfb=3RV6021-4DA15)



last change:

Oct 28, 2013