


Spring Toggle

- Spreads load over a wide area.



Typical Applications:

- Installing overhead lights and other fixtures.

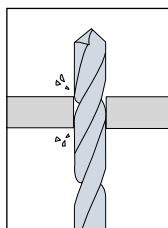
1. Machine screw for ease of tightening.
2. Heavy gauge material for superior loads.
3. Spreads load over wide area for extra load capacity.
4. Heavy gauge nut to prevent stripping under load.

Product Specification

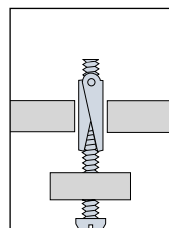
DESC.	HOLE DIA. (mm)	MAX. FIXTURE THICKNESS (mm)	FIXINGS PER PACK			BOX PRODUCT CODE		
			RETAIL	TRADE	BOX*	10	50	100
M3 X 50	11	30	6	20	10, 100	94-450	-	94-430
M5 x 50	14	24	6	20	10, 100	94-456	-	94-436
M5 x 80	14	54	6	20	10, 100	94-459	-	94-439
M6 x 60	18	28	-	-	10, 50	94-462	94-442	-
M6 x 80	18	48	-	-	10, 50	94-464	94-445	-

* Some boxed sizes are available with screws. All sizes are available without screws.

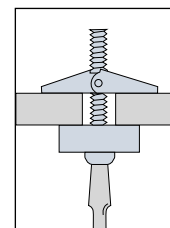
Installation



1. Drill a hole of the appropriate diameter.



2. Compress the 'wings' and push the fixing into the hole.



3. While tightening the screw, pull the fixture out from the wall or ceiling to avoid the 'wings' spinning freely.