

LED module with integrated LED 6-24V AC/DC blue, screw terminal, for front plate mounting



Figure similar

Product brand name	SIRIUS ACT
Product designation	LED module
Product type designation	3SU1

General technical data

Product component <ul style="list-style-type: none"> • diode • lamp transformer • Light source • series resistor 	<ul style="list-style-type: none"> Yes No Yes No
Insulation voltage <ul style="list-style-type: none"> • rated value 	320 V
Degree of pollution	3
Type of voltage <ul style="list-style-type: none"> • of the operating voltage • for actuation 	<ul style="list-style-type: none"> AC/DC AC/DC
Surge voltage resistance rated value	4 kV
Consumed current	

<ul style="list-style-type: none"> • maximum 	20 mA
Protection class IP	
<ul style="list-style-type: none"> • of the enclosure 	IP40
<ul style="list-style-type: none"> • of the terminal 	IP20
Shock resistance	
<ul style="list-style-type: none"> • acc. to IEC 60068-2-27 	Sinusoidal half-wave 50 g / 11 ms
<ul style="list-style-type: none"> • for railway applications acc. to DIN EN 61373 	Category 1, Class B
Vibration resistance	
<ul style="list-style-type: none"> • acc. to IEC 60068-2-6 	10 ... 500 Hz: 5g
<ul style="list-style-type: none"> • for railway applications acc. to DIN EN 61373 	Category 1, Class B
Operating period typical	100 000 h
Operating voltage	
<ul style="list-style-type: none"> • at AC <ul style="list-style-type: none"> — at 50 Hz rated value — at 60 Hz rated value 	6 ... 24 V
<ul style="list-style-type: none"> • at DC <ul style="list-style-type: none"> — rated value 	6 ... 24 V
Relative positive tolerance of the operating voltage	20 %
Relative negative tolerance of the operating voltage	20 %

Control circuit/ Control

Inrush current maximum	2 A
-------------------------------	-----

Connections/Terminals

Type of electrical connection	screw-type terminals
Type of connectable conductor cross-sections	
<ul style="list-style-type: none"> • solid with core end processing 	2x (0.5 ... 0.75 mm ²)
<ul style="list-style-type: none"> • solid without core end processing 	2x (1.0 ... 1.5 mm ²)
<ul style="list-style-type: none"> • finely stranded with core end processing 	2x (0.5 ... 1.5 mm ²)
<ul style="list-style-type: none"> • finely stranded without core end processing 	2x (1,0 ... 1,5 mm ²)
<ul style="list-style-type: none"> • at AWG conductors 	2x (18 ... 14)
Tightening torque	
<ul style="list-style-type: none"> • with screw-type terminals 	0.8 ... 0.9 N·m

Lamp

Type of light source	LED
Color of the light source	blue
Light intensity	280 ... 710 mcd
Certificate of suitability	
<ul style="list-style-type: none"> • ATEX 	No
<ul style="list-style-type: none"> • IECEx 	No

Ambient conditions

Ambient temperature	
----------------------------	--

- during operation
- during storage

-25 ... +70 °C

-40 ... +80 °C

Environmental category during operation acc. to IEC 60721

3M6, 3S2, 3B2, 3K6 (with relative air humidity of 10 ... 95 %, no condensation in operation permitted)

Installation/ mounting/ dimensions

Mounting type

- of modules and accessories

Front plate mounting

Height

33.2 mm

Width

9.8 mm

Depth

29.4 mm

Certificates/approvals

General Product Approval

EMC

Declaration of Conformity



CCC



CSA



UL



C-Tick



EG-Konf.

Test Certificates

Marine / Shipping

[Special Test Certificate](#)

[Type Test Certificates/Test Report](#)



ABS



LRS



PRS



RINA

Marine / Shipping

other



RMRS



DNVGL.COM/AF

[Confirmation](#)

Further information

Information- and Downloadcenter (Catalogs, Brochures,...)

<http://www.siemens.com/industrial-controls/catalogs>

Industry Mall (Online ordering system)

<https://mall.industry.siemens.com/mall/en/en/Catalog/product?mlfb=3SU1401-1BG50-1AA0>

Cax online generator

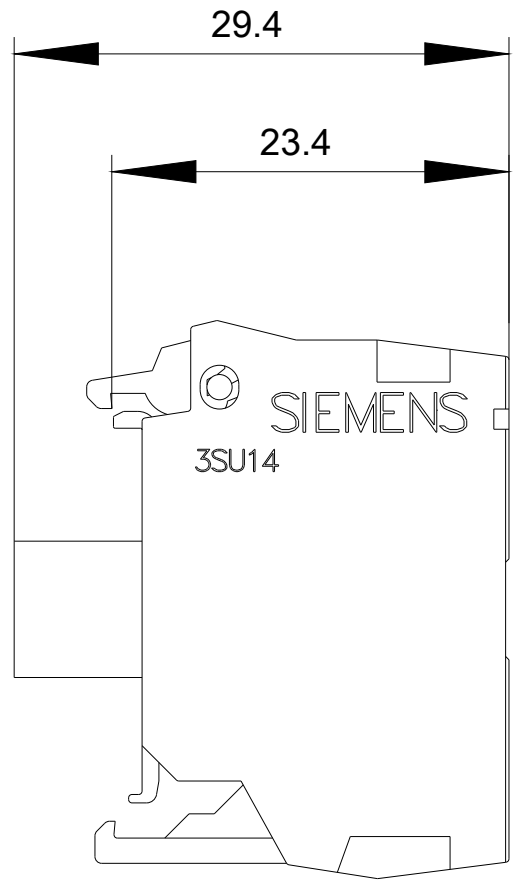
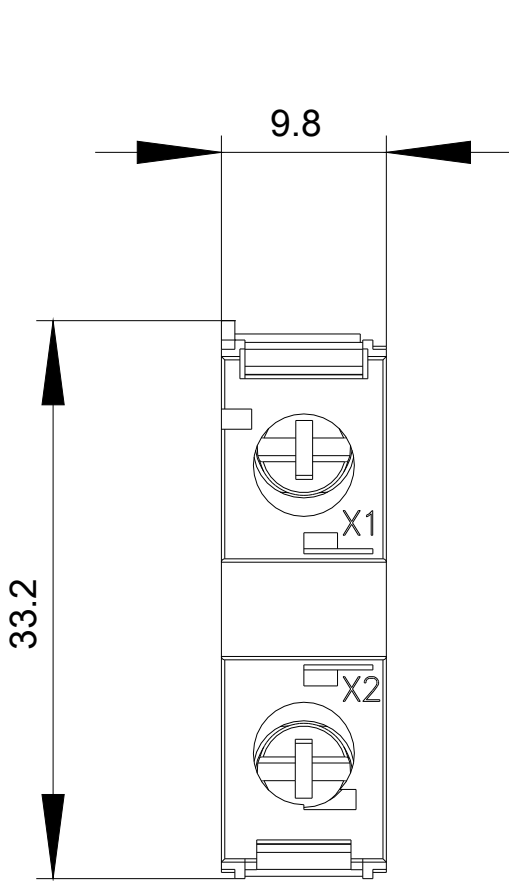
<http://support.automation.siemens.com/WW/CAXorder/default.aspx?lang=en&mlfb=3SU1401-1BG50-1AA0>

Service&Support (Manuals, Certificates, Characteristics, FAQs,...)

<https://support.industry.siemens.com/cs/ww/en/ps/3SU1401-1BG50-1AA0>

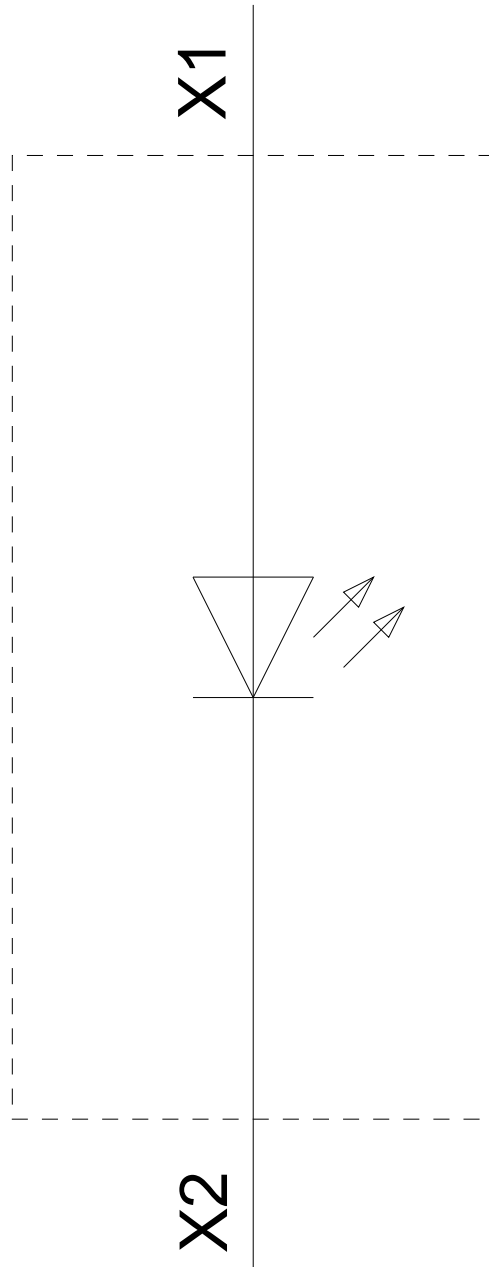
Image database (product images, 2D dimension drawings, 3D models, device circuit diagrams, EPLAN macros, ...)

http://www.automation.siemens.com/bilddb/cax_de.aspx?mlfb=3SU1401-1BG50-1AA0&lang=en



6-24 V AC/DC

-P



last modified:

11/28/2018