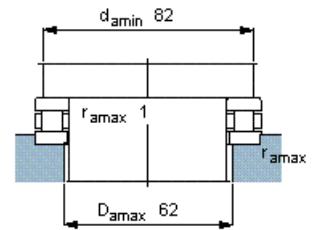
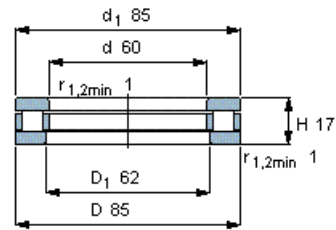


Cylindrical roller thrust bearings, complete bearings / roller and cage thrust assemblies

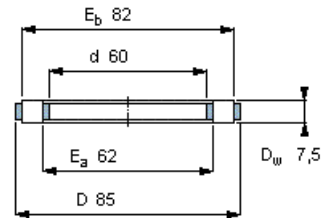


Principal dimensions			Basic load ratings		Fatigue	Minimum	Speed ratings		Mass	Designations	
d	D	H	dynamic	static	load limit	load factor	Reference speed	Limiting speed		Complete bearing	Roller and cage thrust assembly
mm			C	C ₀	P _u	A	r/min		kg	-	
60	85	17	80	300	30,5	0,0072	1800	3600	0,27	81112 TN	K 81112 TN

Complete bearing



Roller and cage thrust assembly



K 81112 TN
Mass kg 0,076

Appropriate components

Shaft washer
WS 81112

Housing washer
GS 81112

Raceway washer
LS 6085

