

CIRCUIT-BREAKER SZ S00, FOR MOTOR PROTECTION, CLASS 10, A-REL. 0.18...0.25A, N-RELEASE3.3A SPRING-L. CONNECTION STANDARD SW. CAPACITY



product brand name	SIRIUS
Product designation	3RV2 circuit breaker
<b>General technical data:</b>	
Size of the circuit-breaker	S00
Size of contactor can be combined company-specific	S00
Product expansion	
• Auxiliary switch	Yes
Power loss [W] total typical	5 W
Insulation voltage with degree of pollution 3 rated value	690 V
Surge voltage resistance rated value	6 kV
maximum permissible voltage for safe isolation	
• in networks with grounded star point between main and auxiliary circuit	400 V
• in networks with grounded star point between main and auxiliary circuit	400 V
Protection class IP	
• on the front	IP20
• of the terminal	IP20

<b>Shock resistance</b>	
• acc. to IEC 60068-2-27	25g / 11 ms
<b>Mechanical service life (switching cycles)</b>	
• of the main contacts typical	100 000
• of auxiliary contacts typical	100 000
<b>Electrical endurance (switching cycles)</b>	
• typical	100 000
<b>Type of protection</b>	Increased safety
<b>Certificate of suitability relating to ATEX</b>	on request
<b>Protection against electrical shock</b>	finger-safe
Equipment marking acc. to DIN EN 81346-2	Q

#### Ambient conditions:

<b>Installation altitude at height above sea level maximum</b>	2 000 m
<b>Ambient temperature</b>	
• during operation	-20 ... +60 °C
• during storage	-50 ... +80 °C
• during transport	-50 ... +80 °C
<b>Temperature compensation</b>	-20 ... +60 °C
<b>Relative humidity during operation</b>	10 ... 95 %

#### Main circuit:

<b>Number of poles for main current circuit</b>	3
<b>Adjustable pick-up value current of the current-dependent overload release</b>	0.18 ... 0.25 A
<b>Operating voltage</b>	
• rated value	690 V
• at AC-3 rated value maximum	690 V
<b>Operating frequency rated value</b>	50 ... 60 Hz
<b>Operating current rated value</b>	0.25 A
<b>Operating current</b>	
• at AC-3	
— at 400 V rated value	0.25 A
<b>Operating power</b>	
• at AC-3	
— at 230 V rated value	40 W
— at 400 V rated value	60 W
— at 500 V rated value	90 W
— at 690 V rated value	120 W
<b>Operating frequency</b>	
• at AC-3 maximum	15 1/h

#### Auxiliary circuit:

<b>Number of NC contacts</b>	
• for auxiliary contacts	0
<b>Number of NO contacts</b>	
• for auxiliary contacts	0
<b>Number of CO contacts</b>	
• for auxiliary contacts	0

#### Protective and monitoring functions:

<b>Trip class</b>	CLASS 10
<b>Design of the overload release</b>	thermal
<b>Operational short-circuit current breaking capacity (Ics) at AC</b>	
• at 240 V rated value	100 kA
• at 400 V rated value	100 kA
• at 500 V rated value	100 kA
• at 690 V rated value	100 kA
<b>Maximum short-circuit current breaking capacity (Icu)</b>	
• at AC at 240 V rated value	100 kA
• at AC at 400 V rated value	100 kA
• at AC at 500 V rated value	100 kA
• at AC at 690 V rated value	100 kA
<b>Breaking capacity short-circuit current (Icn)</b>	
• at 1 current path at DC at 150 V rated value	10 kA
• with 2 current paths in series at DC at 300 V rated value	10 kA
• with 3 current paths in series at DC at 450 V rated value	10 kA
<b>Response value current of the instantaneous short-circuit release</b>	3.3 A

#### UL/CSA ratings:

<b>Full-load current (FLA) for three-phase AC motor</b>	
• at 480 V rated value	0.25 A
• at 600 V rated value	0.25 A

#### Short-circuit protection

<b>Design of the short-circuit trip</b>	magnetic
---	----------

#### Installation/ mounting/ dimensions:

<b>Mounting position</b>	any
<b>Mounting type</b>	screw and snap-on mounting onto 35 mm standard mounting rail according to DIN EN 60715
<b>Height</b>	106 mm
<b>Width</b>	45 mm
<b>Depth</b>	96 mm

Required spacing	
<ul style="list-style-type: none"> <li>• with side-by-side mounting <ul style="list-style-type: none"> <li>— forwards</li> <li>— Backwards</li> <li>— upwards</li> <li>— downwards</li> <li>— at the side</li> </ul> </li> <li>• for grounded parts <ul style="list-style-type: none"> <li>— forwards</li> <li>— Backwards</li> <li>— upwards</li> <li>— at the side</li> <li>— downwards</li> </ul> </li> <li>• for live parts <ul style="list-style-type: none"> <li>— forwards</li> <li>— Backwards</li> <li>— upwards</li> <li>— downwards</li> <li>— at the side</li> </ul> </li> </ul>	<ul style="list-style-type: none"> <li>0 mm</li> <li>0 mm</li> <li>50 mm</li> <li>50 mm</li> <li>0 mm</li> <li>0 mm</li> <li>0 mm</li> <li>50 mm</li> <li>30 mm</li> <li>50 mm</li> <li>0 mm</li> <li>0 mm</li> <li>50 mm</li> <li>50 mm</li> <li>30 mm</li> </ul>

#### Connections/ Terminals:

<b>Product function</b> <ul style="list-style-type: none"> <li>• removable terminal for auxiliary and control circuit</li> </ul>	No
<b>Type of electrical connection</b> <ul style="list-style-type: none"> <li>• for main current circuit</li> </ul>	spring-loaded terminals
<b>Arrangement of electrical connectors for main current circuit</b>	Top and bottom
<b>Type of connectable conductor cross-sections</b> <ul style="list-style-type: none"> <li>• for main contacts <ul style="list-style-type: none"> <li>— single or multi-stranded</li> <li>— finely stranded with core end processing</li> <li>— finely stranded without core end processing</li> </ul> </li> <li>• at AWG conductors for main contacts</li> </ul>	<ul style="list-style-type: none"> <li>2x (0,5 ... 4 mm<sup>2</sup>)</li> <li>2x (0.5 ... 2.5 mm<sup>2</sup>)</li> <li>2x (0.5 ... 2.5 mm<sup>2</sup>)</li> <li>2x (20 ... 12)</li> </ul>
<b>Design of screwdriver shaft</b>	Diameter 5 to 6 mm

#### Safety related data:

<b>B10 value with high demand rate acc. to SN 31920</b>	50 000
<b>Proportion of dangerous failures</b> <ul style="list-style-type: none"> <li>• with low demand rate acc. to SN 31920</li> <li>• with high demand rate acc. to SN 31920</li> </ul>	<ul style="list-style-type: none"> <li>40 %</li> <li>40 %</li> </ul>
<b>Failure rate [FIT]</b>	

• with low demand rate acc. to SN 31920	50 FIT
T1 value for proof test interval or service life acc. to IEC 61508	10 y
Display version	
• for switching status	Handle

### Certificates/approvals

General Product Approval	For use in hazardous locations
--------------------------	--------------------------------



[KTL](#)



IECEX

Declaration of Conformity	Test Certificates	Shipping Approval
---------------------------	-------------------	-------------------



EG-Konf.

[spezielle Prüfbescheinigungen](#)

[Typprüfbescheinigung/Werkszeugnis](#)

[Werksbescheinigung](#)



ABS



BUREAU VERITAS

### Shipping Approval



DNV



GL



LRS



PRS



RINA



RMRS

other	Railway
-------	---------

[Umweltbestätigung](#)

[Bestätigungen](#)



VDE

[Schwingen/Schocke](#)

[n](#)

### Further information

**Information- and Downloadcenter (Catalogs, Brochures,...)**

<http://www.siemens.com/industrial-controls/catalogs>

**Industry Mall (Online ordering system)**

<https://mall.industry.siemens.com/mall/en/en/Catalog/product?mlfb=3RV20110CA20>

**Cax online generator**

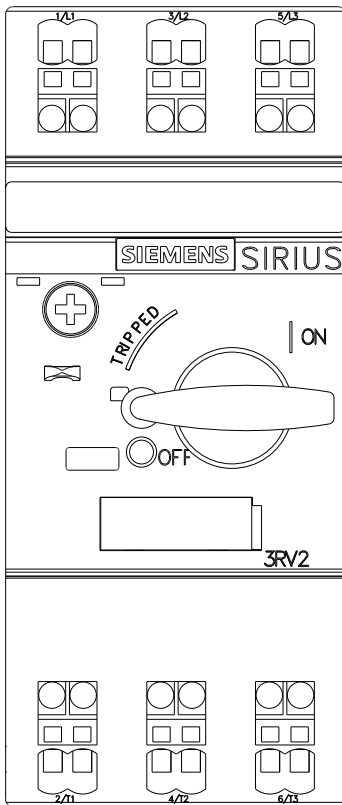
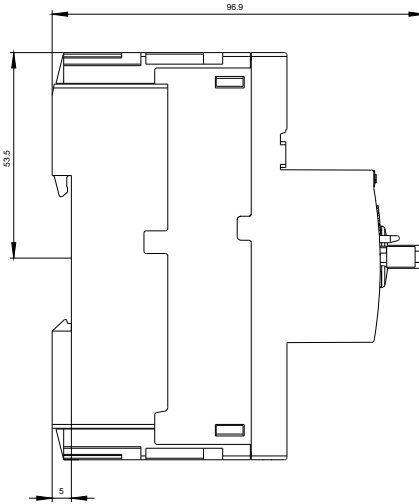
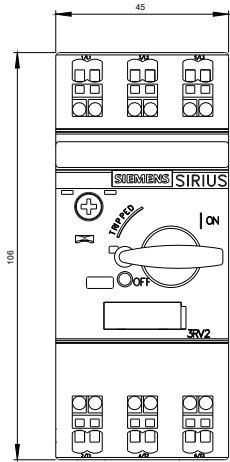
<http://support.automation.siemens.com/WW/CAXorder/default.aspx?lang=en&mlfb=3RV20110CA20>

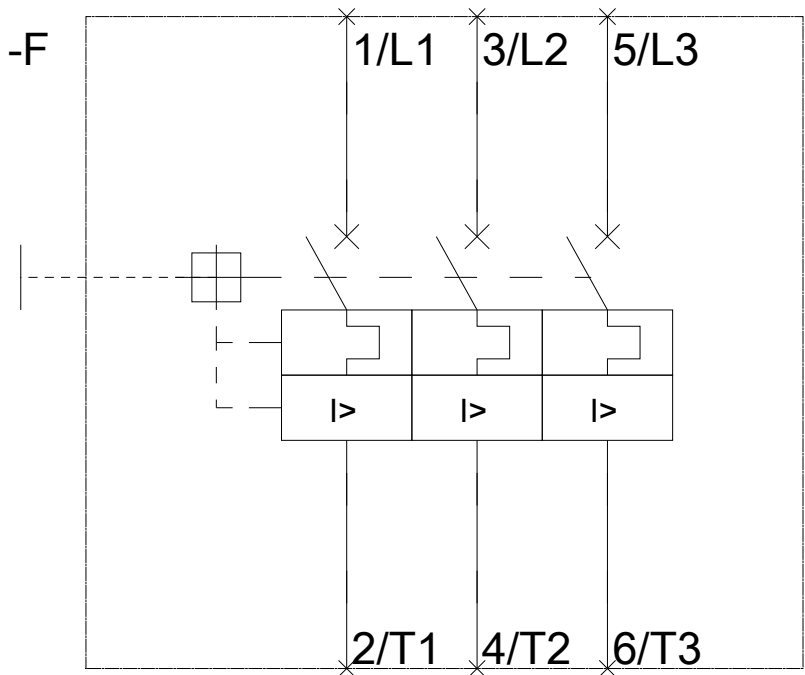
**Service&Support (Manuals, Certificates, Characteristics, FAQs,...)**

<https://support.industry.siemens.com/cs/ww/en/ps/3RV20110CA20>

**Image database (product images, 2D dimension drawings, 3D models, device circuit diagrams, EPLAN macros, ...)**

[http://www.automation.siemens.com/bilddb/cax\\_de.aspx?mlfb=3RV20110CA20&lang=en](http://www.automation.siemens.com/bilddb/cax_de.aspx?mlfb=3RV20110CA20&lang=en)





last modified:

24.02.2016