



Main

Range of product	Harmony XB4R
Product or component type	Wireless and batteryless package
Device short name	XB4R
Head material	Metal
Kit composition	1 metal pushbutton, 1 receiver and 1 set of caps

Complementary

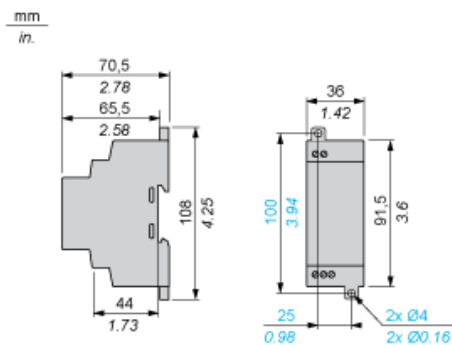
Control type	Wireless and batteryless pushbutton Ø 22 mm assembled on fixing collar
Type of receiver	Non-programmable receiver (1 relay)
[Us] rated supply voltage	24 V DC
Catalog part number	ZBRT1 ZBA79 Paired receiver ZB4RZA0 ZB4BZ009

Environment

Product certifications	CSA C-Tick GOST UL ANATEL SRRC
Marking	CE
Standards	IEC 6100-4-2 IEC 6100-4-3 IEC 6100-4-4 IEC 6100-4-5 IEC 6100-4-6 IEC 6100-4-11

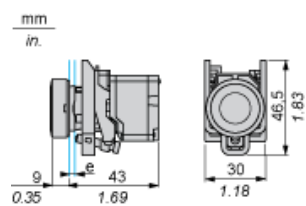
The information provided in this documentation contains general descriptions and/or technical characteristics of the performance of the products contained herein. This documentation is not intended as a substitute for and is not to be used for determining suitability or reliability of these products for specific user applications. It is the duty of any such user or integrator to perform the appropriate and complete risk analysis, evaluation and testing of the products with respect to the relevant specific application or use thereof. Neither Schneider Electric Industries SAS nor any of its affiliates or subsidiaries shall be responsible or liable for misuse of the information contained herein.

Non-Programmable Receiver



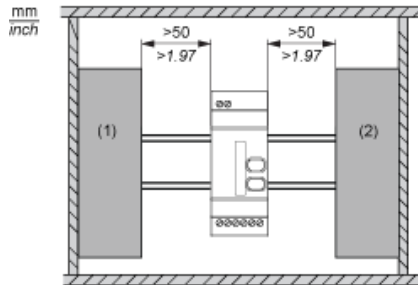
Wireless and Batteryless Pushbutton - Transmitter

With Metal Pushbutton and Cap



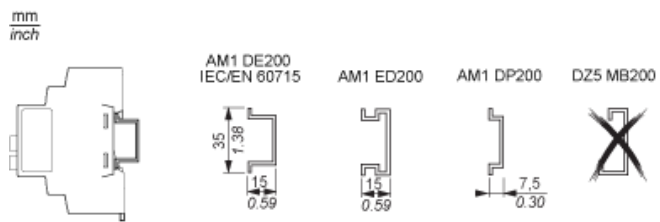
e: panel thickness 1 to 6 mm / 0.039 to 0.24 in.

Receiver Clearance



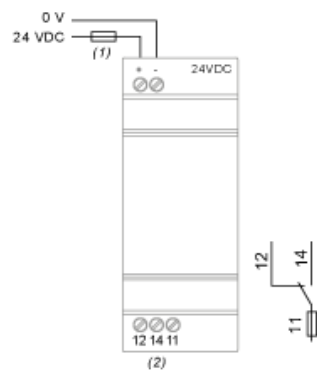
- (1) Drive
- (2) Power Supply or PLC

Receiver Mounting



Non-Programmable Receiver

Wiring Diagram



- (1) 125 mA fast-blow fuse
- (2) $I_{max} = 3 \text{ A}$