


# Housing - HC-B 6-TMS-100/O1STM20S-STA - 1604081

Please be informed that the data shown in this PDF Document is generated from our Online Catalog. Please find the complete data in the user's documentation. Our General Terms of Use for Downloads are valid (<http://download.phoenixcontact.com>)

HEAVYCON ADVANCE standard powder-coated sleeve housing B6, with screw locking, height 100 mm, with 1xM20 thread, lateral cable outlet



## Key commercial data

Packing unit	10 pc
GTIN	 4 017918 883997
Weight per Piece (excluding packing)	298.27 g
Custom tariff number	85389099
Country of origin	Germany

## Technical data

### Dimensions

Height	100 mm
Width	57 mm
Length	92 mm
Length of the assembly cutout	52 mm
Width of the assembly cutout	35 mm

### Ambient conditions

Degree of protection of housing (IP)	IP66
	IP68 (0.2 bar 24 h)
	IP69K
Degree of protection of housing (NEMA)	4 (UL50e / NEMA 250)
	4X (UL50e / NEMA 250)
	6P (UL50e / NEMA 250)
	12 (UL50e / NEMA 250)
Ambient temperature (operation)	-40 °C ... 125 °C

### General

Note	For contact inserts HC-B6, BB10, DD24, M
Type	B6
Housing type	Sleeve housings
Locking type	Screw locking
Torque	3 Nm (Locking screw)
Fixing screws	M6
No. of cable exits	1

# Housing - HC-B 6-TMS-100/O1STM20S-STA - 1604081

## Technical data

### General

Cable exit	Lateral
Screw connection	none
Type of the screw connection	1x M20
Housing material	Aluminum die-cast
Housing surface material	Powder-coated, gray
Seal material	NBR
Material lock	High-grade steel
Assembly instructions	In order to guarantee that the ground conductor contact functions even when plugged in at an angle, the two panel mounting flanges must have sufficient electrical contact with the metal mounting panel.
Connection	Tightening torque of locking screw: 3 Nm.

## Classifications

### eCl@ss

eCl@ss 4.0	272607xx
eCl@ss 4.1	27140816
eCl@ss 5.0	27371205
eCl@ss 5.1	27371205
eCl@ss 6.0	27371205
eCl@ss 7.0	27371205
eCl@ss 8.0	27371205

### ETIM

ETIM 2.0	EC000437
ETIM 3.0	EC000437
ETIM 4.0	EC000437
ETIM 5.0	EC000437

### UNSPSC

UNSPSC 6.01	31261502
UNSPSC 7.0901	31261502
UNSPSC 11	31261502
UNSPSC 12.01	31261502
UNSPSC 13.2	31261502

## Approvals

### Approvals

Approvals

GOST

# Housing - HC-B 6-TMS-100/O1STM20S-STA - 1604081

## Approvals

---

Ex Approvals

---

Approvals submitted

---

## Approval details



## Accessories

### Accessories

#### Full screw connection

Cable gland - HC-K-KV-M20(8-13) - 1690626



Plastic screw connection up to 5 bar, thread length: 8 mm, cable diameter: 8 - 13 mm, WAF 24, screw connection: M20

---

Cable gland - HC-M-KV-M20(9-13) - 1690561



Metal screw connection up to 5 bar, thread length: 6 mm, cable diameter: 9 - 13 mm, WAF 22, screw connection: M20

---

Cable gland - HC-M-KV-M20(11-16) - 1645998



Metal screw connection up to 5 bar, thread length: 6 mm, cable diameter: 11 - 16 mm, WAF 27, screw connection: M20

---

## Panel mounting flange

# Housing - HC-B 6-TMS-100/O1STM20S-STA - 1604081

## Accessories

Mounting flange - HC-B-AF - 1686533



Panel mounting flange for HEAVYCON-ADVANCE TMS housing with screw locking

Mounting flange - HC-B-AF-SET - 1604638



Panel mounting flange for screw locking, set comprising 2 panel mounting flanges with 4 self-tapping Torx® head screws and 4 fan-type washers

## Protective cover

Protective covers - HC-B 6-TMS-SD-IP50 - 1690736



HEAVYCON ADVANCE IP50 protective cover B6, for panel mounting side, with clip locking, with retaining cord, diameter of retaining cord eyelet 3 mm

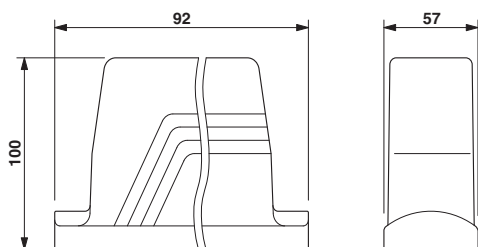
Protective covers - HC-B 6-TMS-SD-IP65 - 1690778



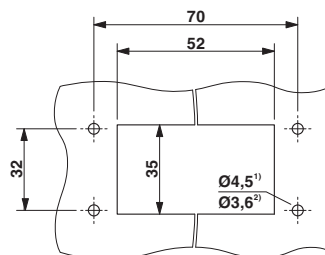
HEAVYCON ADVANCE IP65 protective cover B6, for panel mounting side, with screw locking, with retaining cord, diameter of retaining cord eyelet 3 mm

## Drawings

Dimensioned drawing



Dimensioned drawing



Mounting cutout

## Housing - HC-B 6-TMS-100/O1STM20S-STA - 1604081

<sup>1)</sup> when M4 screws are used

<sup>2)</sup> when self-tapping Torx® screws are used (Torx® 20, M4)