

Base strip - MCV 1,5/17-GF-3,5-LR - 1818148

Please be informed that the data shown in this PDF Document is generated from our Online Catalog. Please find the complete data in the user's documentation. Our General Terms of Use for Downloads are valid (<http://phoenixcontact.com/download>)


Header, Nominal current: 8 A, Rated voltage (III/2): 160 V, Number of positions: 17, Pitch: 3.5 mm, Color: green, Contact surface: Tin, Mounting: Soldering



The figure shows a 10-position version of the product



Key Commercial Data

| | |
|----------------------|---|
| Packing unit | 1 |
| GTIN |  4 046356 755122 |
| Custom tariff number | 85366990 |

Technical data

Dimensions

| | |
|--------------------------|--------------|
| Length | 7.25 mm |
| Pitch | 3.50 mm |
| Dimension a | 56 mm |
| Length of the solder pin | 3.4 mm |
| Pin dimensions | 0,8 x 0,8 mm |
| Hole diameter | 1.2 mm |

General

| | |
|----------------------------------|-------------------|
| Range of articles | MCV 1,5/...-GF-LR |
| Insulating material group | IIIa |
| Rated surge voltage (III/3) | 2.5 kV |
| Rated surge voltage (III/2) | 2.5 kV |
| Rated surge voltage (II/2) | 2.5 kV |
| Rated voltage (III/3) | 160 V |
| Rated voltage (III/2) | 160 V |
| Rated voltage (II/2) | 250 V |
| Connection in acc. with standard | EN-VDE |
| Nominal current I _N | 8 A |

Base strip - MCV 1,5/17-GF-3,5-LR - 1818148

Technical data

General

| | |
|--|-------|
| Maximum load current | 8 A |
| Insulating material | PBT |
| Flammability rating according to UL 94 | V0 |
| Color | green |
| Number of positions | 17 |

Classifications

eCl@ss

| | |
|------------|----------|
| eCl@ss 4.0 | 272607xx |
| eCl@ss 4.1 | 27260701 |
| eCl@ss 5.0 | 27260701 |
| eCl@ss 5.1 | 27260701 |
| eCl@ss 6.0 | 27260704 |
| eCl@ss 7.0 | 27440402 |
| eCl@ss 8.0 | 27440402 |

ETIM

| | |
|----------|----------|
| ETIM 3.0 | EC001121 |
| ETIM 4.0 | EC002637 |
| ETIM 5.0 | EC002637 |

UNSPSC

| | |
|---------------|----------|
| UNSPSC 6.01 | 30211810 |
| UNSPSC 7.0901 | 39121409 |
| UNSPSC 11 | 39121409 |
| UNSPSC 12.01 | 39121409 |
| UNSPSC 13.2 | 39121409 |

Approvals

Approvals

Approvals

VDE Gutachten mit Fertigungsüberwachung / EAC / cULus Recognized / IECB Scheme


Ex Approvals

Approvals submitted

Base strip - MCV 1,5/17-GF-3,5-LR - 1818148


Approvals

Approval details

| | |
|---|-------|
| VDE Gutachten mit Fertigungsüberwachung  | |
| Nominal current I _N | 8 A |
| Nominal voltage U _N | 160 V |

| |
|-----|
| EAC |
|-----|

| | | |
|--------------------------------|-------|-------|
| cULus Recognized | | |
| | B | D |
| Nominal current I _N | 8 A | 8 A |
| Nominal voltage U _N | 300 V | 300 V |

| | |
|---|-------|
| IECEE CB Scheme  | |
| Nominal current I _N | 8 A |
| Nominal voltage U _N | 160 V |

Accessories

Accessories

Coding element

Coding profile - CP-MSTB - 1734634

Coding profile, is inserted into the slot on the plug or inverted header, red insulating material



Labeled terminal marker

Marker card - SK 3,5/2,8:FORTL.ZAHLEN - 0804073



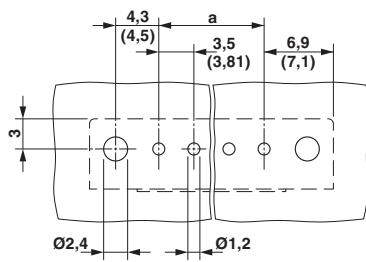
Marker card, Card, white, labeled, Horizontal: Consecutive numbers 1 - 10, 11 - 20, etc. up to 91 - 99, Mounting type: Adhesive, for terminal block width: 3.5 mm, Lettering field: 3.5 x 2.8 mm

Base strip - MCV 1,5/17-GF-3,5-LR - 1818148

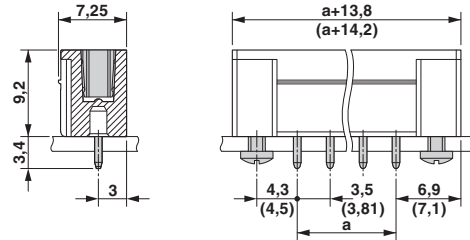
Accessories

Drawings

Drilling diagram



Dimensional drawing



Dimensional drawing

