

Phase rotation indicator

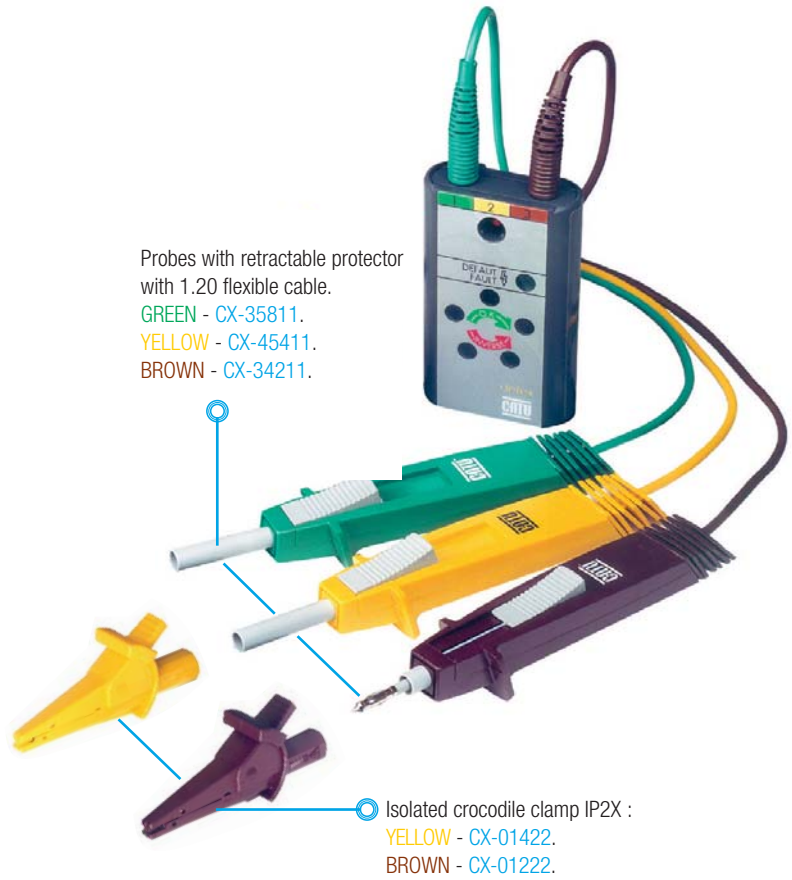
Signaling via the successive lighting of diodes symbolising rotation.
 "FAULT" diode lits: phase cut off or incorrectly connected.



Rotate right

Rotate left

Default



Probes with retractable protector with 1.20 flexible cable.
 GREEN - CX-35811.
 YELLOW - CX-45411.
 BROWN - CX-34211.

Isolated crocodile clamp IP2X :
 YELLOW - CX-01422.
 BROWN - CX-01222.



Carrying bag with stray.


M-87290

Accessories









Reference	Characteristics
M-87290	Carrying bag with stray. (included)

SPECIAL FEATURES

- Compact.
- Visualization by rotation LED's circle.
- Works on generating units.



Selections and characteristics:

Reference								
MS-152+ *	Voltage 90-400 V	45/60 Hz	Protection IP54 IK06	Class III IEC 61010-1	Phase rotation direction	IP2X test-lead points. IEC 61010-31	225x130x65 = storage	100

* Delivered in storage bag with 3 probes (GREEN, YELLOW, BROWN) 2 crocodile clamps (YELLOW, BROWN).

 Dimensions

 Weight