THIS DRAWING IS UNPUBLISHED. RELEASED FOR PUBLICATION -,- .
© COPYRIGHT - By - ALL RIGHTS RESERVED.

LOC	DIST
FT	0

REVISIONS

P	LTR	DESCRIPTION	DATE	DWN	APVD
	F	REVISED PER ECO-13-001940	01OCT2013	KH	MB

MATERIAL:
HOUSING: THERMOPLASTIC, UL94V-0, BLACK.
TERMINAL: M3 THREAD, BRIGHT TIN PLATED, COPPER ALLOY.
SCREWS: M3 THREAD ZINC PLATED STEEL, EXCEPT WHERE OTHERWISE NOTED.

ELECTRICAL:
RATED CURRENT: 10A.
OPERATING VOLTAGE: 300V.
WIRE RANGE: 16-30 AWG.

MECHANICAL:
PITCH (TERMINAL SPACING): .250"
OPERATING TEMP.: 120°C MAX.

1 SEE FIGURE.

2 M3 SCREWS, ZINC PLATED STEEL AND M3 THREADED TERMINAL.

3 RUNNING TORQUE: 4 IN-LB MAX.

4 OBSOLETE PARTS: OBSOLETE CIS STREAMLINING PER D.RENAUD/D.SINISI

5 PRELIMINARY PART NUMBER

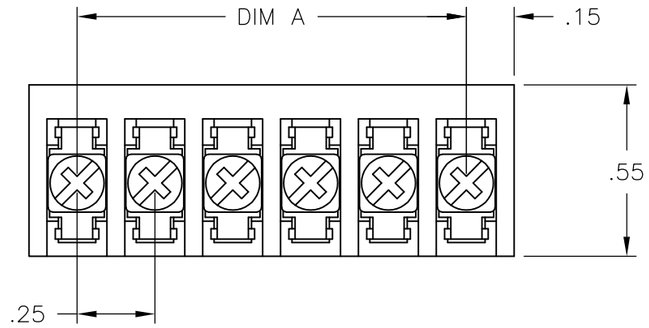

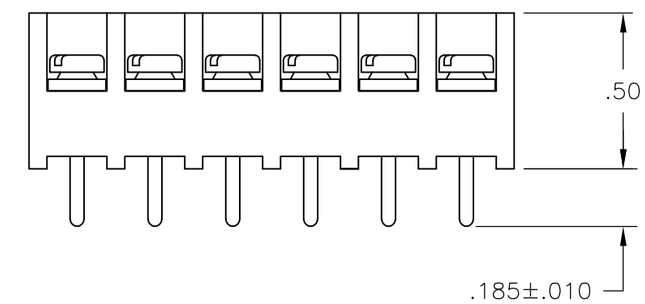

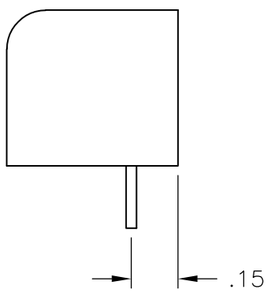

~~2-1546119-1~~

~~2-1546119-2~~

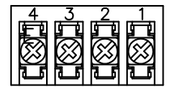

~~2-796988-7~~

	DIM. "A"	NO. OF POS.	CATALOG NUMBER	PART NO.
5	.25	2	3PCV-02-006-SPL	796597-3
	7.25	30	3PCV-30-006	4-1546119-3
	7.00	29	3PCV-29-006	2-1546533-9
	6.75	28	3PCV-28-006	2-1546533-8
	6.50	27	3PCV-27-006	2-1546533-7
	6.25	26	3PCV-26-006	4-1546119-2
	6.00	25	3PCV-25-006	2-1546533-5
	5.75	24	3PCV-24-006	4-1546119-1
	5.50	23	3PCV-23-006	2-1546533-3
	5.25	22	3PCV-22-006	3-1546119-9
	5.00	21	3PCV-21-006	2-1546533-1
2	4.75	20	3PCV-20-308	796597-2
	4.75	20	3PCV-20-006	796597-1
	4.50	19	3PCV-19-006	1-1546533-9
	4.25	18	3PCV-18-006	3-1546119-7
	4.00	17	3PCV-17-006	3-1546119-6
	3.75	16	3PCV-16-006	7-1437646-8
	3.50	15	3PCV-15-006	7-1437646-5
	3.25	14	3PCV-14-006	7-1437646-3
	3.00	13	3PCV-13-006	3-1546119-2
	2.75	12	3PCV-12-006	6-1437646-7
	2.50	11	3PCV-11-006	2-1546119-9
	2.25	10	3PCV-10-006	6-1437646-2
	2.00	9	3PCV-09-006	5-1437646-9
	1.75	8	3PCV-08-006	5-1437646-7
	1.50	7	3PCV-07-006	5-1437646-4
	1.25	6	3PCV-06-006	5-1437646-0
	1.00	5	3PCV-05-006	4-1437646-5
4 1 OBSOLETE	.75	4	3PCV-04-006-SPL	~~2-796988-7~~
	.75	4	3PCV-04-006	4-1437646-2
	.50	3	3PCV-03-006	3-1437646-9
4 1 OBSOLETE	.25	2	3PCV-02-297	~~2-1546119-2~~
4 1 OBSOLETE	.25	2	3PCV-02-296	~~2-1546119-1~~
	.25	2	3PCV-02-006	3-1437646-3

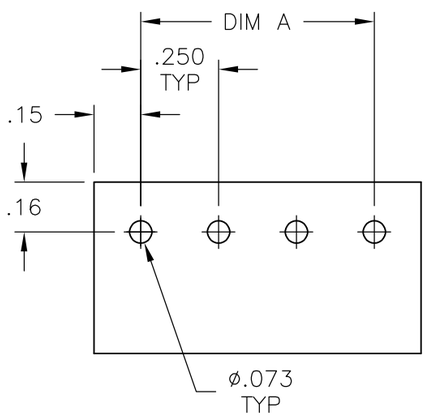

RECOMMENDED PCB LAYOUT

THIS DRAWING IS A CONTROLLED DOCUMENT.

DIMENSIONS: INCHES

TOLERANCES UNLESS OTHERWISE SPECIFIED:
0 PLC ± -
1 PLC ± -
2 PLC ± .02
3 PLC ± .010
4 PLC ± -
ANGLES ± -

MATERIAL -
FINISH -

DWN S SCHLEGEL 24MAR03
CHK S YODER 3/24/03
APVD S YODER 3/24/03
PRODUCT SPEC —
APPLICATION SPEC —
WEIGHT —

TE Connectivity

NAME 3PCV-XX-006 ASSEMBLY

SIZE	CAGE CODE	DRAWING NO	RESTRICTED TO
A3	00779	C-4-1437646-2	—

CUSTOMER DRAWING

SCALE	SHEET	REV
NTS	1 OF 1	F