NO	DESCRIPTION	DATE
1	WORKING VOLTAGE → VOLTAGE RATING DEL PROOF VOLTAGE ADD 8.3 MAX. PANEL	09.15.15'

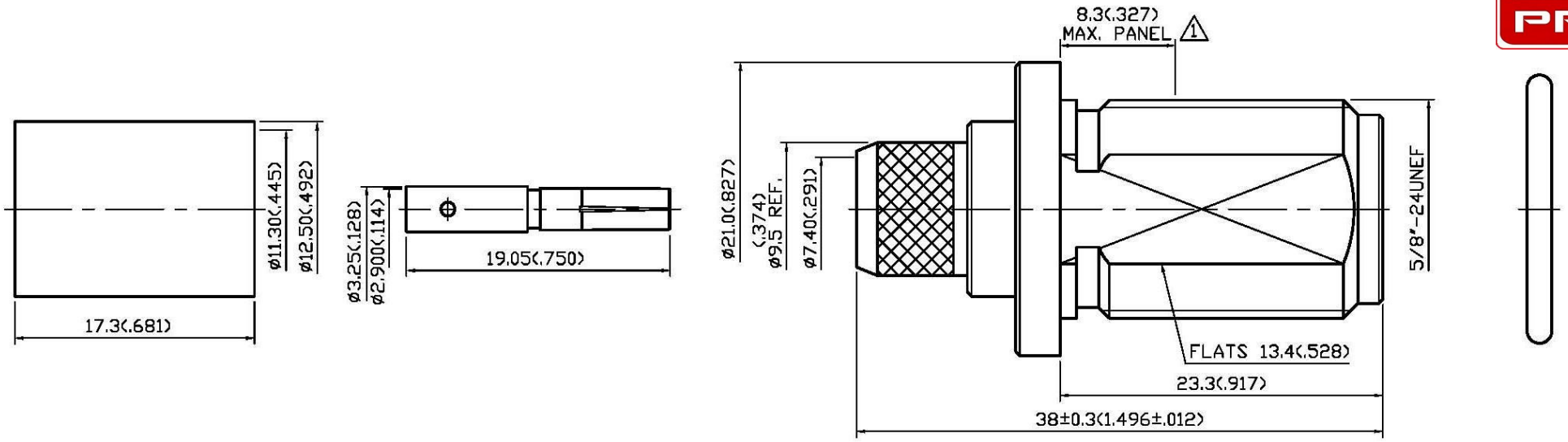

1.0 ELECTRICAL

1.1 FREQUENCY RANGE: DC–11 GHz
1.2 NOMINAL IMPEDANCE: 50 OHMS
1.3 VOLTAGE RATING: 1000 VOLTS MAX. 1
1.4 VSWR: 1.1 MAX. @6 GHz

2.0 MATERIALS

2.1 BODIES: BRASS PER JIS–C3604
2.2 CENTER CONTACT: BERYLLIUM COPPER PER ASTM B196 UNS C17300
2.3 INSULATION: TEFLON PER ASTM D1457 AND ASTM D1710
2.4 CRIMP FERRULE: BRASS PER JIS–C2700

3.0 MECHANICAL

3.1 INTERFACE IN ACCORDANCE WITH: MIL–STD–348A
3.2 FOR USE WITH LMR400 OR SIMILAR STYLE CABLE
3.3 CABLE ATTACHMENT: OUTER: CRIMP, INNER: SOLDER
3.4 CRIMP SIZE REQUIRED: FERRULE: 10.9(.429) HEX. CRIMP TOOL

4.0 ENVIRONMENTAL

4.1 OPERATING TEMPERATURE RANGE: –40° C TO +85° C

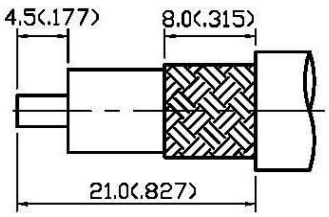

STRIPPING DIMENSION
SCALE 2:1

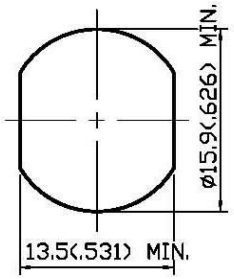

MOUNTING HOLE
SCALE 2:1

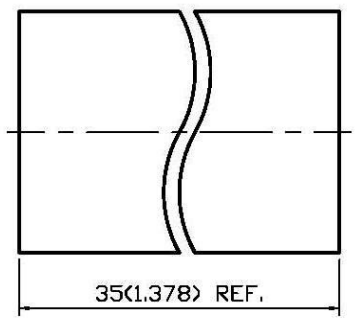

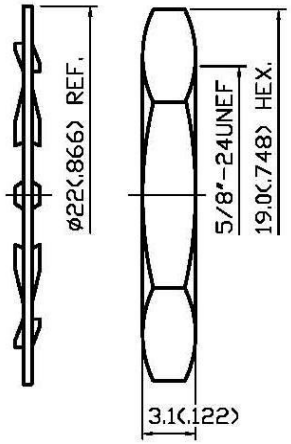

NO	DESCRIPTION	MATERIAL	Q'TY	FINISH
9	HEAT SHRINK TUBE	PE	1	BLACK (ADHESIVE SHRINK)
8	NUT	BRASS	1	WHITE BRONZE 80μ" MIN.
7	WASHER	BRASS	1	WHITE BRONZE 80μ" MIN.
6	O–RING	SILICONE	1	BLACK
5	CHASSIS	BRASS	1	WHITE BRONZE 80μ" MIN.
4	BODY	BRASS	1	WHITE BRONZE 80μ" MIN.
3	INSULATION	TEFLON	1	NONE
2	CRIMP FERRULE	BRASS	1	WHITE BRONZE 80μ" MIN.
1	CENTER CONTACT	BERYLLIUM COPPER	1	GOLD 3μ" MIN.

APPROVED by _____ DATE: _____

DESCRIPTION	LOW PIM N STRAIGHT BULKHEAD JACK CRIMP								
製圖	DRAWN: Yoko	TOLERANCE		品名 TITLE	61–14 T.G.WB LMR400 (50Ω) \ROHS COMPLIANT	日期	DATE 02.16.12'	版次	REV. A–1
		.X	±0.2						
檢圖	CHECK: Arc	.XX	±0.1	單位	UNIT mm(in)	DWG.NO.	61–0003		
		.XXX	±0.05						
認定	APPROVAL: Jenny	ANGLE	±5°	比例	SCALE 3:1				