THIS DRAWING IS UNPUBLISHED. RELEASED FOR PUBLICATION -.-.
© COPYRIGHT - By - ALL RIGHTS RESERVED.

LOC	DIST
J	—

REVISIONS 変更

P	LTR	DESCRIPTION	DATE	DWN	APVD
	A1	REVISED PER ECO-11-005140	28MAR11	RK	HMR

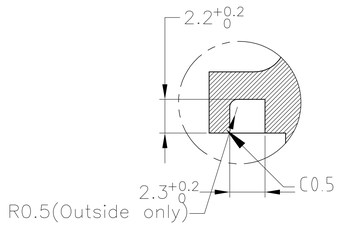

DETAIL "C" (5/1)

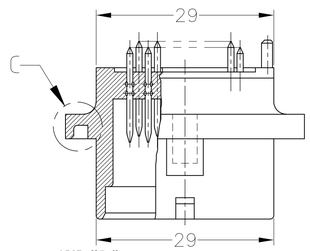

SECT. "B"

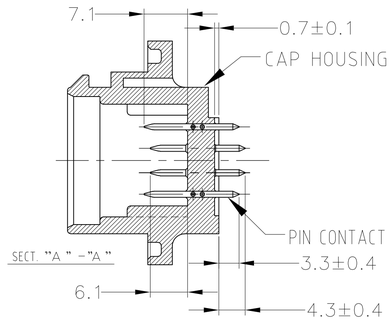

SECT. "A" -"A"

(MOUNTING DIMENSIONS FOR P.C.BORD, TOLERANCE±0.1)
プリント基板取付穴

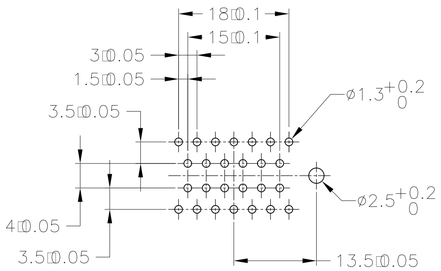

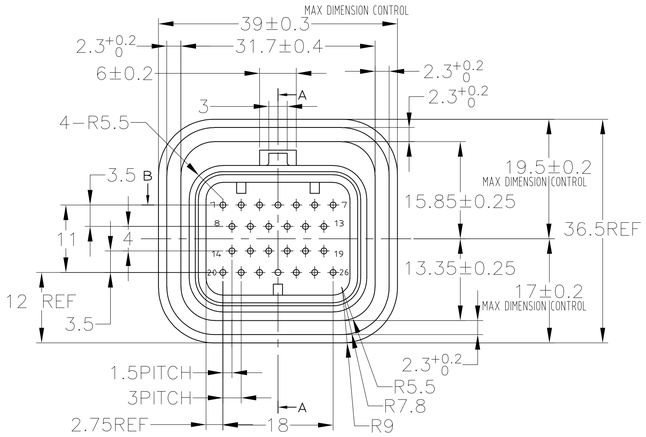

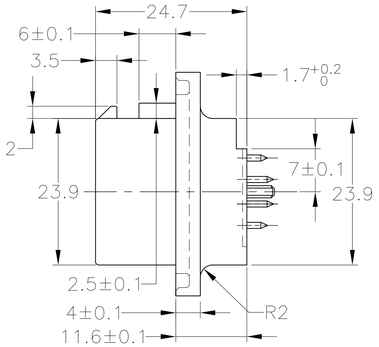

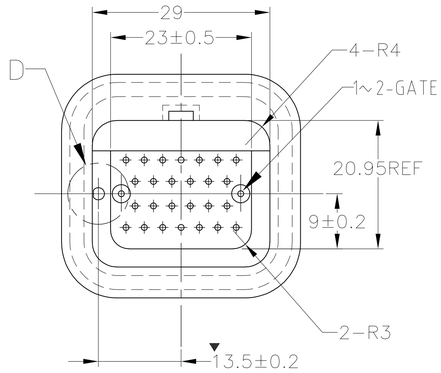

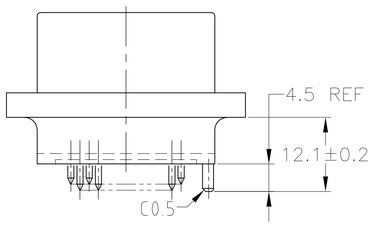

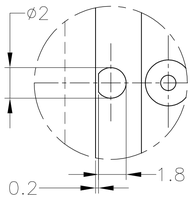

詳細 "D" (5/1)

NOTES, 1.GENERAL TOLERANCE : ± 0.3
DRAFT ANGLE : ± 1 MAX°
ALL UNSPECIFIED RADII : R0.5
ALL UNSPECIFIED THICKNESS : 1.5
2.MATERIAL
CAP HOUSING : THERMOPLASTIC POLYESTER
PIN CONTACT : BRSS
3.CRITICAL DIMENSIONS-▼

	MATING PLUG ASSEMBLY 嵌合相手	REMARKS 備考	OLD PART NUMBER 旧型番	CONTACT FINISH 半田付け側	CONTACT SEDE 接触部側	PART NUMBER 型番
				CONTACT FINISH コンタクト仕上		
	SEE DWG 1473418	SEE DWG 1473418	–	SELECTIVE-TIN (MATTE)	SELECTIVE GOLD × 26	6473418-2
	SEE DWG 1473418	SEE DWG 1473418	–	SELECTIVE-TIN (MATTE)	SELECTIVE GOLD × 26	6473418-1
	3-1437290-7	–	–	SELECTIVE-TIN (MATTE)	SELECTIVE GOLD × 26	6437288-6
OBSOLETE	SEE DWG 1473418	SEE DWG 1473418	–	TIN-LEAD	SELECTIVE GOLD × 26	1473418-2
OBSOLETE	SEE DWG 1473418	SEE DWG 1473418	–	TIN-LEAD	SELECTIVE GOLD × 26	1473418-1
OBSOLETE	3-1437290-7	–	3900168-26	TIN-LEAD	SELECTIVE GOLD × 26	1437288-6

THIS DRAWING IS A CONTROLLED DOCUMENT.

DIMENSIONS: 単位：粍 mm

TOLERANCES UNLESS OTHERWISE SPECIFIED 一般公差
0 PLC ±
1 PLC ±
2 PLC ±
3 PLC ±
4 PLC ±
ANGLES ±

MATERIAL 材料 –
FINISH 仕上 –

DWN A. YAMAGUCHI 24SEP02
CHK K. BETSUI 24SEP02
APVD K. BETSUI 24SEP02
PRODUCT SPEC 製品規格 108-78140
APPLICATION SPEC 取付適用規格 –
WEIGHT –

TE Connectivity

NAME 名称: WATER SEALED CONNECTOR CAP HOUSING 26POS ASSEMBLY

SIZE A1 | CAGE CODE 00779 | DRAWING NO 番号 C-1437288-6 | RESTRICTED TO –

CUSTOMER DRAWING | SCALE 尺度 2:1 | SHEET 1 OF 1 | REV A1

4805 (3/11)