

## Basic terminal block - URELG 4 - 2820149

Please be informed that the data shown in this PDF Document is generated from our Online Catalog. Please find the complete data in the user's documentation. Our General Terms of Use for Downloads are valid (<http://download.phoenixcontact.com>)




Basic termination blocks with screw connection for NS 32 and NS 35/7.5 DIN rail, with end cover, for ST-REL..., ST-OV... and ST-OE... plugs, 4-pos.

The illustration shows versions with a different no. of positions



### Key commercial data

Packing unit	10 pc
Minimum order quantity	10 pc
GTIN	 4 017918 076795
Weight per Piece (excluding packing)	40.95 g
Custom tariff number	85369010
Country of origin	Germany

### Technical data

#### Dimensions

Width	27 mm
Height	42.5 mm
Depth	112 mm

#### General

Number of positions	4
Nominal voltage $U_N$	400 V (voltage is determined by the coupling connector.)
Nominal current $I_N$	16 A (current is determined by the coupling connector.)
Color	gray
Insulating material	PA

#### Connection data

Conductor cross section solid min.	0.2 mm <sup>2</sup>
Conductor cross section solid max.	4 mm <sup>2</sup>
Conductor cross section stranded min.	0.2 mm <sup>2</sup>

# Basic terminal block - URELG 4 - 2820149

## Technical data

### Connection data

Conductor cross section stranded max.	4 mm <sup>2</sup>
Conductor cross section AWG/kcmil min.	24
Conductor cross section AWG/kcmil max	12
Connection method	Screw connection
Stripping length	9 mm
Screw thread	M3

## Classifications

### eCl@ss

eCl@ss 4.0	27141127
eCl@ss 4.1	27141127
eCl@ss 5.0	27371603
eCl@ss 5.1	27371603
eCl@ss 6.0	27371603
eCl@ss 7.0	27371603
eCl@ss 8.0	27371603

### ETIM

ETIM 2.0	EC001456
ETIM 3.0	EC001456
ETIM 4.0	EC001456
ETIM 5.0	EC001456

### UNSPSC

UNSPSC 6.01	30211811
UNSPSC 7.0901	39121410
UNSPSC 11	39121410
UNSPSC 12.01	39121410
UNSPSC 13.2	39121410

## Approvals

### Approvals

---

Approvals

GOST / DNV

---

Ex Approvals

---

## Basic terminal block - URELG 4 - 2820149

### Approvals

Approvals submitted

---

#### Approval details

GOST 

DNV

### Accessories

Accessories

Bridge

Wire bridge - DB 50- 90 GY - 2820929


Wire bridge, Color: gray



---

Wire bridge - DB 50- 90 BK - 2820916

Wire bridge, Color: black



---

Wire bridge - DB 50- 90 BU - 2821180

Wire bridge, Color: blue



---

End block

## Basic terminal block - URELG 4 - 2820149

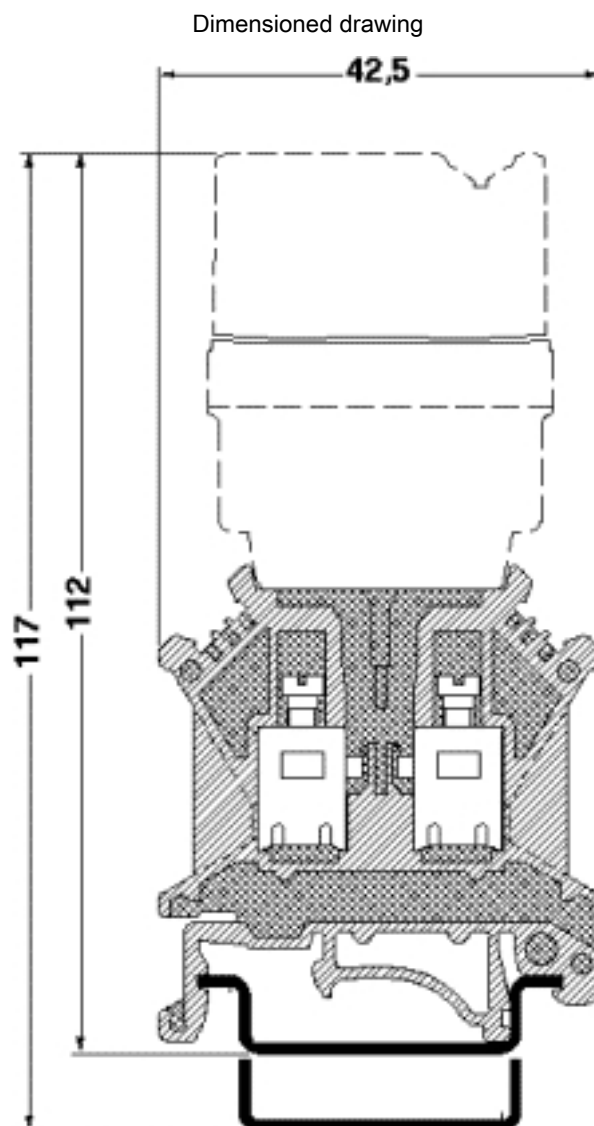
### Accessories

End clamp - E/UK - 1201442



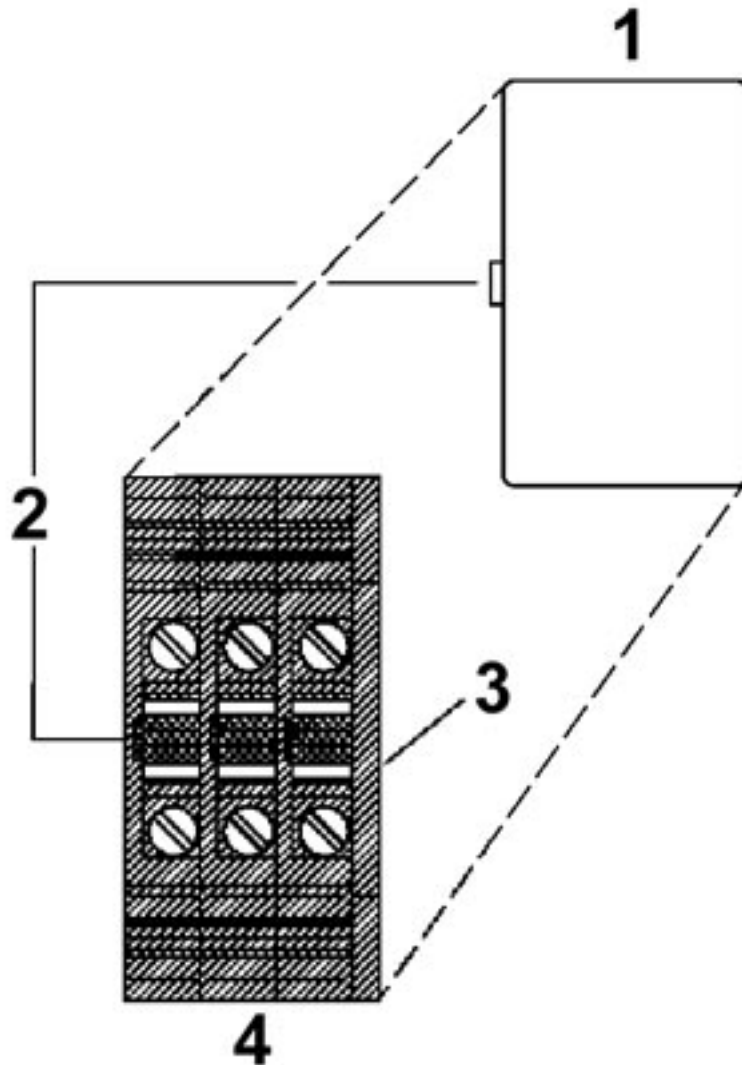
End clamp, for assembly on NS 32 or NS 35/7.5 DIN rail

### Drawings



## Basic terminal block - URELG 4 - 2820149

Schematic diagram



- 1 = Coupling connector
- 2 = Coding
- 3 = Cover
- 4 = Basic termination block